

CAMBRIDGE



موسسه زبان دهخدا  
dehkhodaedu.com

# SUPER Minds

Workbook Starter

Herbert Puchta

Günter Gerngross

Peter Lewis-Jones



Herbert Puchta

Günter Gerngross

Peter Lewis-Jones

# Super Minds

Workbook Starter



موسسه زبان دهخدا  
dehkhodaedu.com

●	Hello	2	⑥	On the farm	58
①	My classroom	8	⑦	I'm hungry!	68
②	My family	18	⑧	All aboard!	78
③	My face	28	⑨	Party clothes	88
④	Toys	38	●	Cut-outs	99
⑤	My house	48			




CAMBRIDGE  
UNIVERSITY PRESS

dehkhodaedu.com

# Hello

1 Match and say the names.



2 Practice

1

Trace and match.

بزرگ و کوچک





1  Listen and trace.

1



2



3







4



4 I'm (Mike, Leo, Gina, Polly).






Listen and colour.



red, blue, green, orange, purple, yellow 5







1 Think! Look and colour.




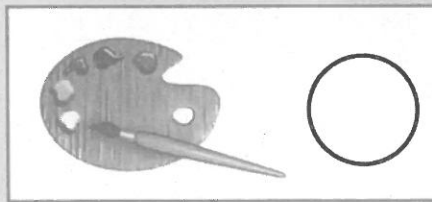

6 Value: saying Sorry



**1** Colour. Say the words.



**2** Draw faces. 😊 😐 😞




1

# My classroom

1

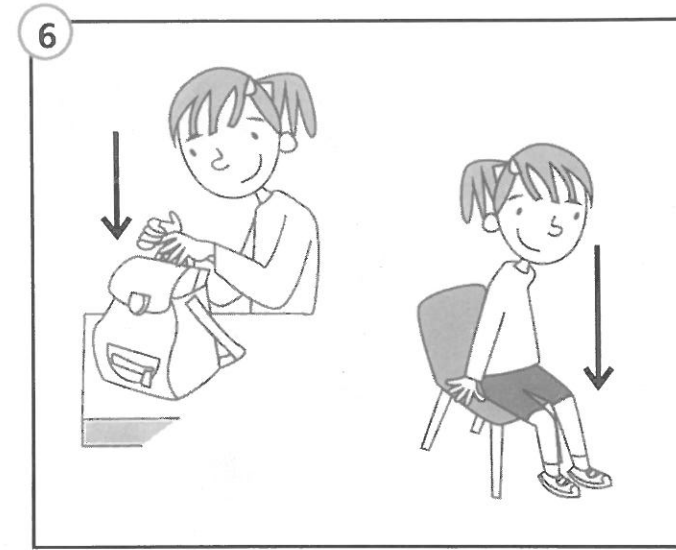





Find and colour.



8

pencil, chair, bag, rubber, book, desk

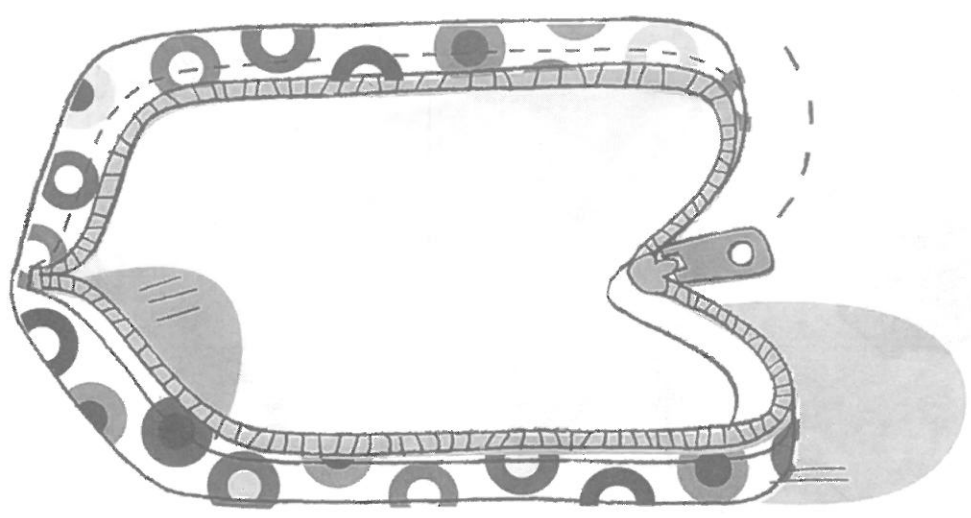

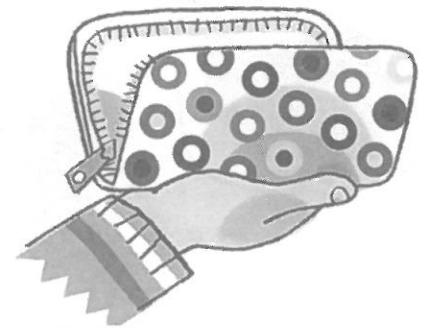

1 Listen and circle.




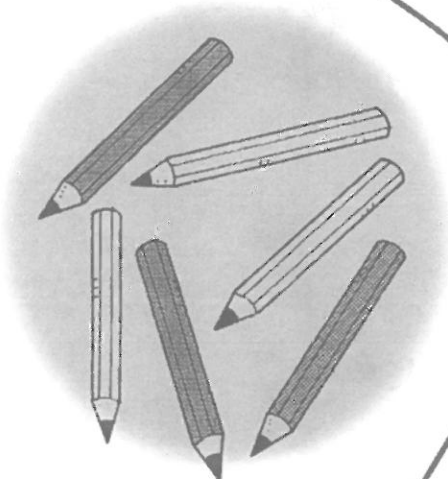



Stand up. Sit down. Open ... Close ... Pick up ... Put ... 9



1 Draw and colour.



1 Think! Count and match.



1 2 3 4 5 6


one, two, three, four, five, six 11

**1**  Listen and trace.

1




2



3



4




**12** Story practice




1


Think! Look and colour.





1



2



1  Listen and colour. Colour to match.



1


Look and circle.

Make a circle

1



2




3



4



5









1 Make a collage.








1 Say the words. Colour the circles.




2 Draw faces. 😊 😐 😞



# 2

# My family


1 Circle and say the words.




1 CD 1  
26

Listen and circle.


1




2




3




4



5



6



This is my (brother), (Tom).

19

1

Point and say the names and the words.

1



2



3



4



5

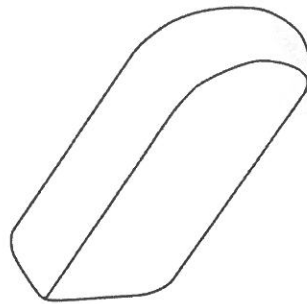

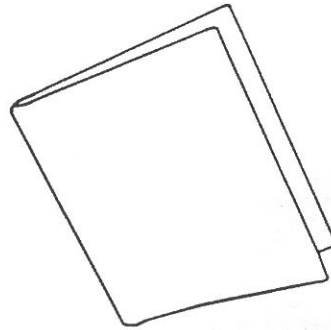




6






1 Draw lines. Colour and make sentences.





This is my (book).

1  Listen and trace.

1



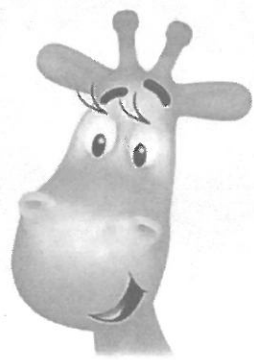
2



3



4




1

Think! Look and colour.




موسسه زبان دهخدا  
dehkhodaedu.com

1











2



Value: sharing

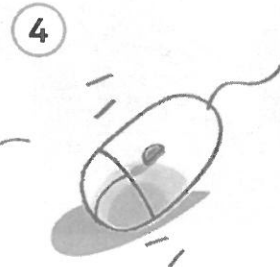
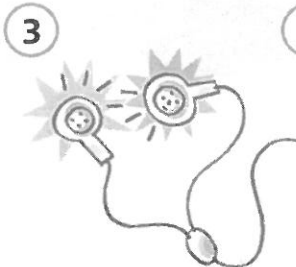



23

1 Look and draw.



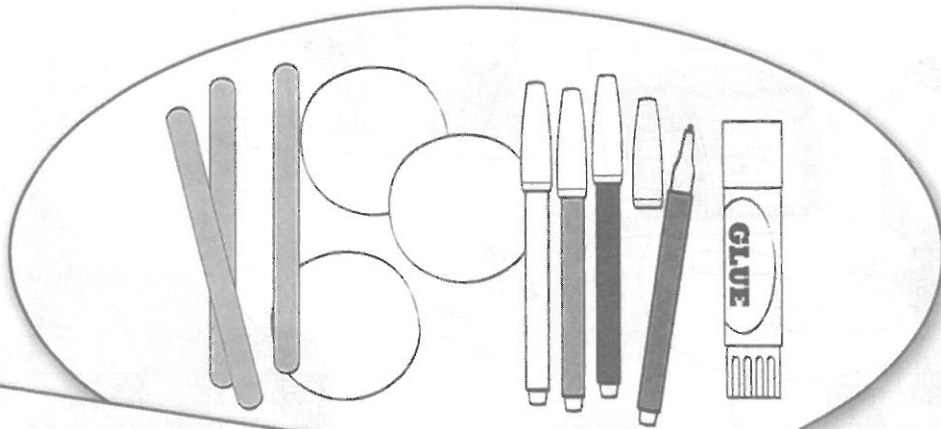


1 Think! Look and say the family words.



1


# Make an ice lolly stick family.









1




2



1 Say the words. Colour the circles.




2 Draw faces. 😊 😐 ☹️




1

Colour the clown.



2

Describe your clown. Colour your friend's clown.






1


Think!

Look, draw and say the words.


1




2



3



4




I'm/You're (angry, happy, sad, scared).

29

1

How are you feeling today? Complete the face.




Listen and circle.

Listen and trace.

1




2



3




4




Are you (angry)? Yes, I am. / No, I'm not. 31

# Listen and trace.


1



2



3




4




1


Think! Look and colour.



1



2



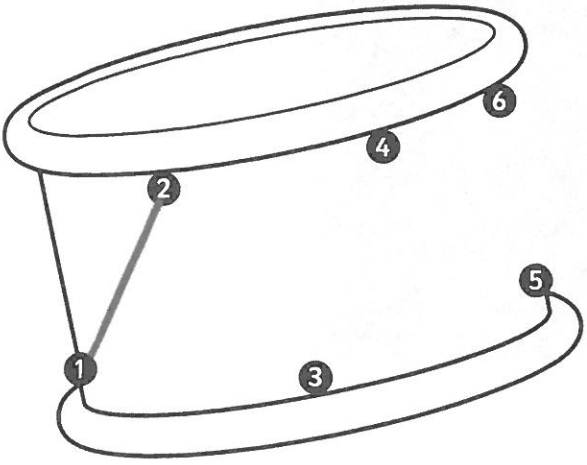
Value: don't play tricks

33

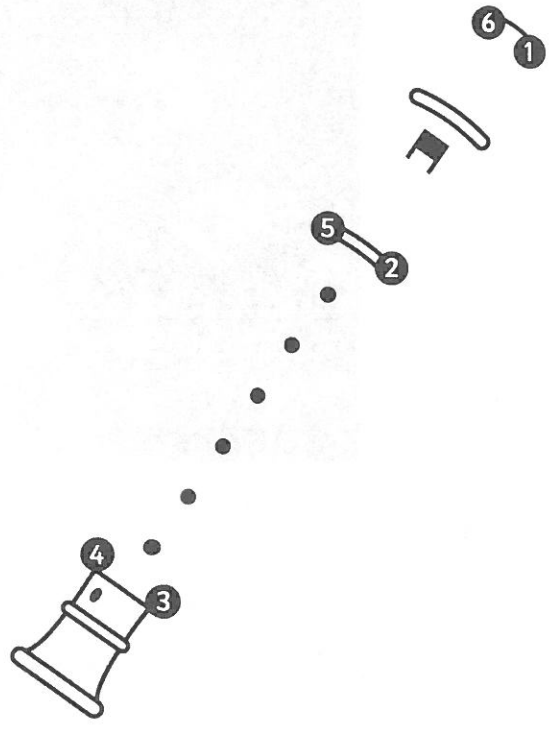


**1** Think! Join the dots and answer.


1



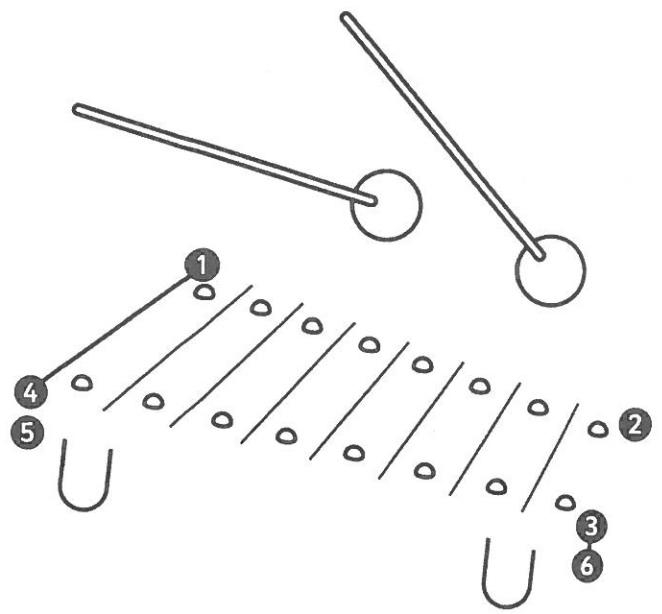
2




3



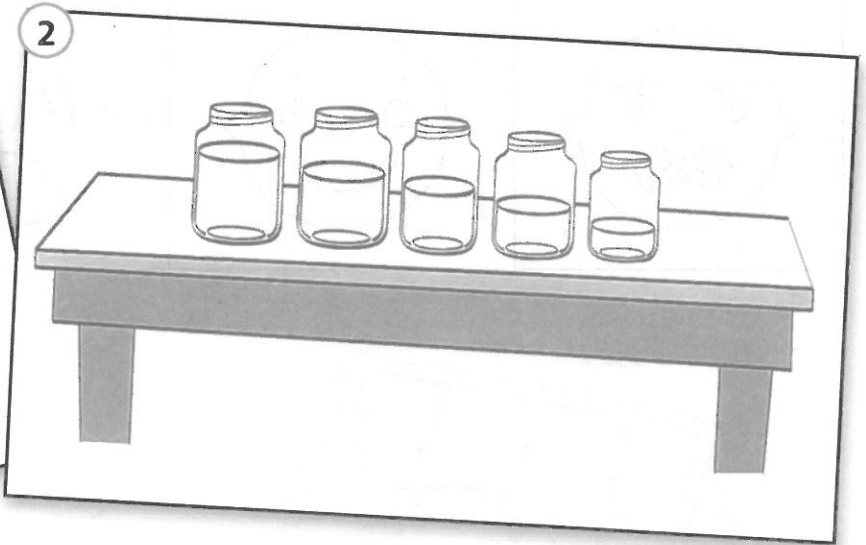
4








1 Think! Look and draw.



# 1 Make a xylophone.



1 Say the words. Colour the circles.



2 Draw faces. 😊 😐 ☹️



# 4

# Toys

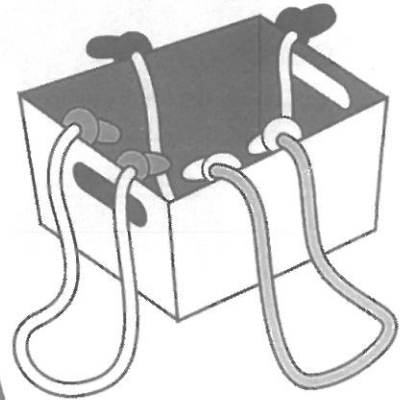

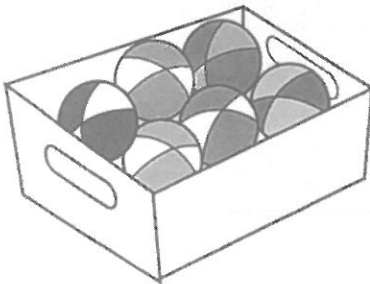

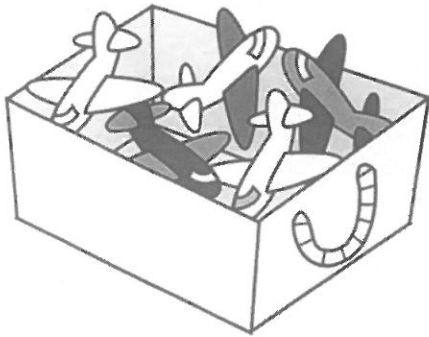


موسسه زبان دهخدا  
dekhodaedu.com

1

Think!

Count and match.



1

2

3

4

5


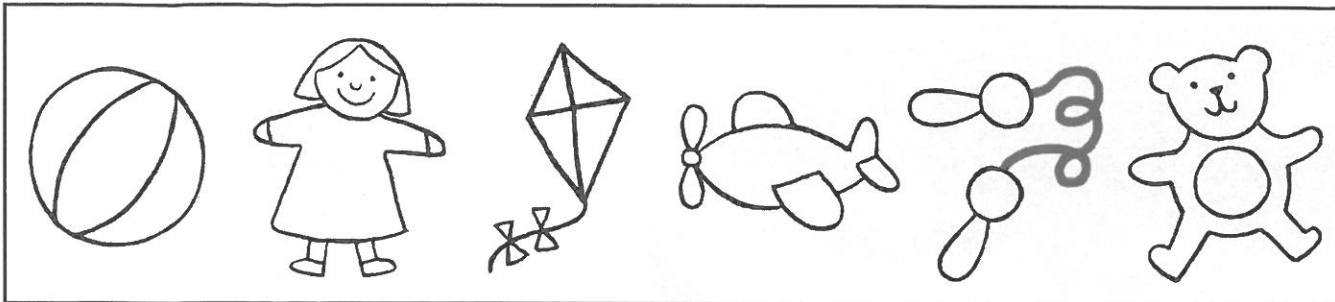
6

38

ball, kite, rope, teddy bear, doll, plane



1 Draw four toys.





2 Describe your picture. Draw your friend's picture.




1

Complete the toys. Draw the missing toy.



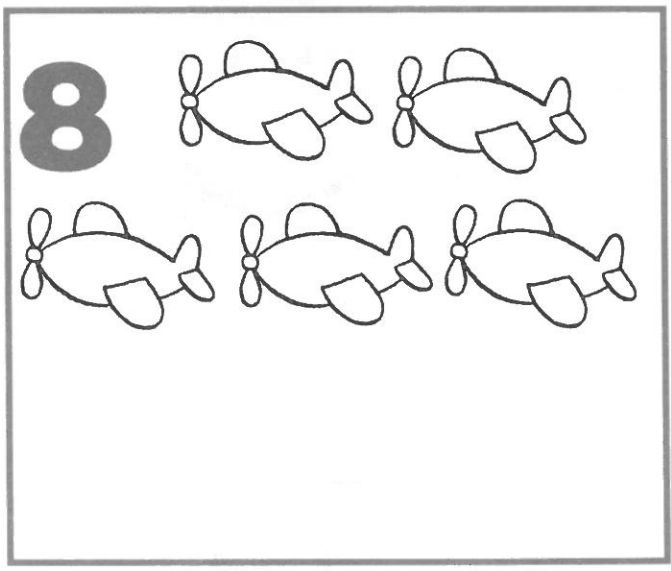



40 Practice

1 Listen and colour.





2 Think! Count and draw.




Listen and trace.


1



2



3



4




1


Think! Look and colour.



1



2



Value: working together

43






**1** Look and draw two ropes and three balls.




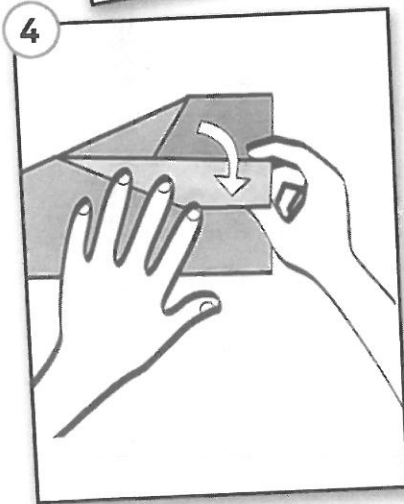
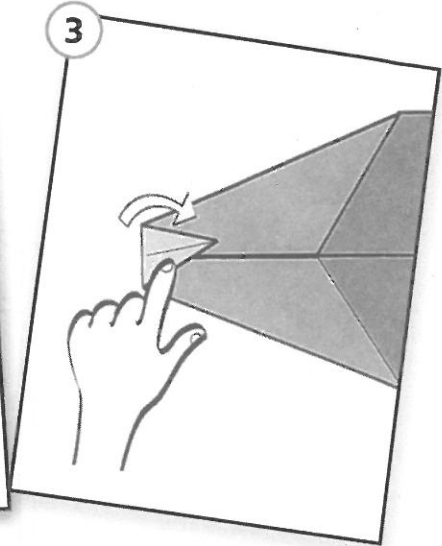


1

Think!




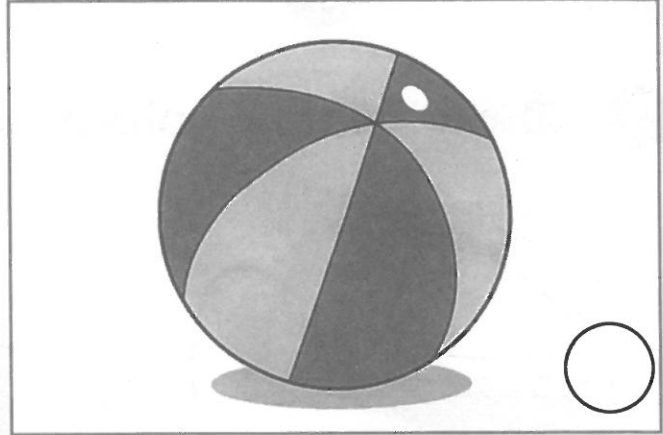

Look and circle red and blue




# 1 Make a paper plane.



1 Say the words. Colour the circles.



2 Draw faces. 😊 😐 ☹️



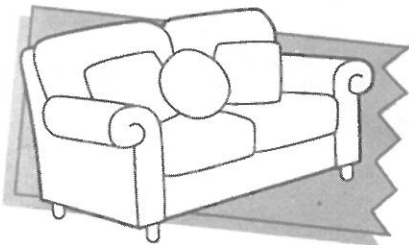
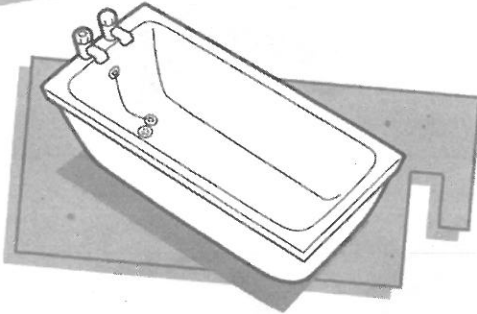

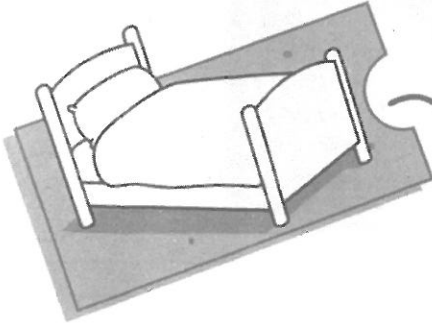




# 5

# My house

1 Think! Match, colour and make sentences.



bath

sofa


cupboard

armchair

bed




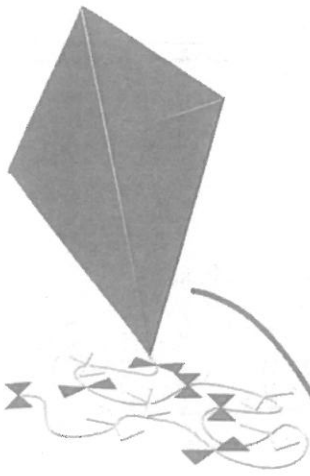
table





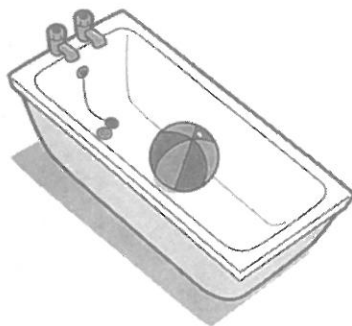
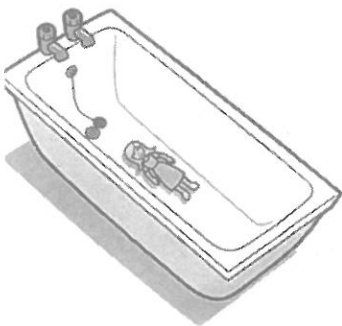


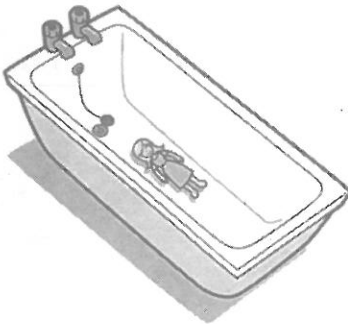






1

Draw lines.




1 Find pairs and circle.




The (doll) is (in) the (bath).

# Listen and trace.


1



2



3




4



1


Think! Look and colour.




دهخدا

موسسه زبان دهخدا  
dekhodaedu.com

1



2



Value: listening to people

53




Listen and colour.

1	2	3	4	5	6
---	---	---	---	---	---


2

Think!

Look and colour.



1 Think! Follow the path. Count and circle.



1

2

3

4

5

6

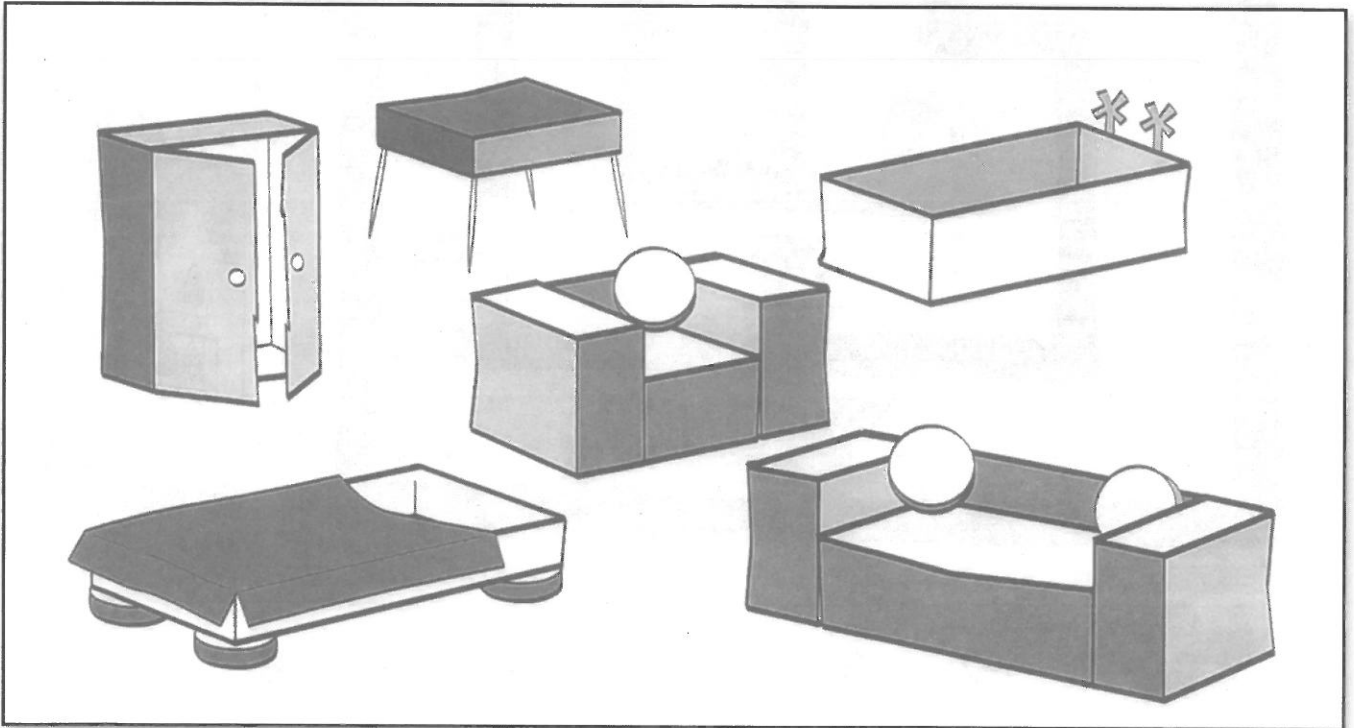

7

8

9

10

# 1 Make dolls' furniture.





1 Say the words and trace. Colour the circles.



bed





table




armchair



cupboard




sofa



bath



2 Draw faces. 😊 😐 ☹️



# 6

# On the farm


1 Complete the animals. Say the words.

1



dog

2



cat

3



sheep

4



cow

5



rabbit

6



horse






1 Draw your favourite animals.



(two) sheep, three (cat)s, I like (cats) 59



Listen, point and say the words.




1 CD2  
20

Listen and colour. Follow the paths.



1




2



3



4




My favourite colour is (blue) / (toys) are (planes).



61

# Listen and trace.



1





2



3



4



1


Think! Look and colour.




دهخدا

موسسه زبان دهخدا  
dekhodaedu.com

1



2









Value: paying compliments

63





1

Match. Where do they live?


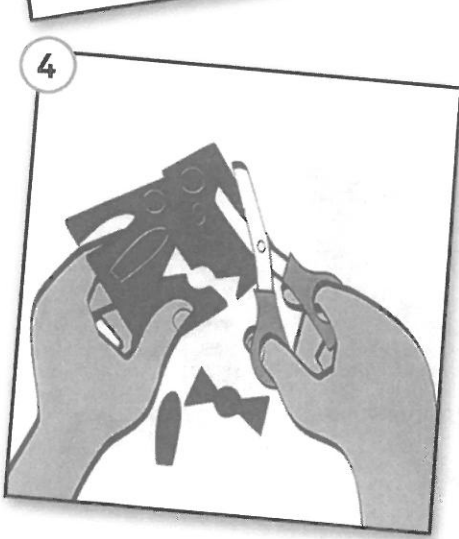

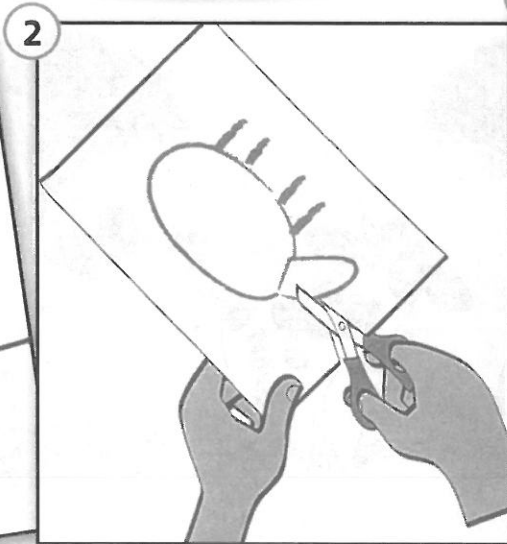



1

Think! Look and cross out.




# 1 Make a woolly sheep.




1 Say the words and trace. Colour the circles.




dog




cat




sheep



cow




rabbit



horse



2 Draw faces. 😊 😐 ☹️



# 7


# I'm hungry!

1

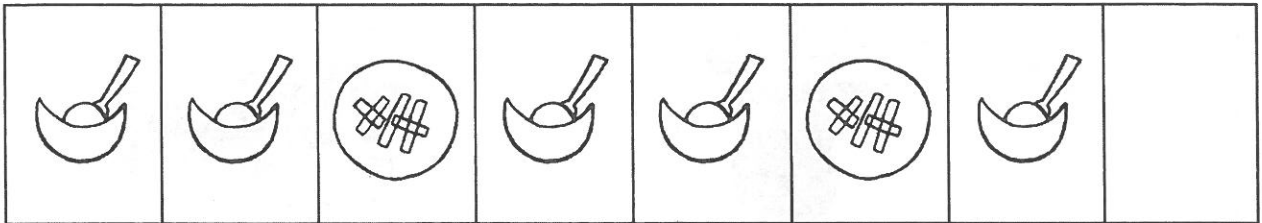
Think!

Look, draw and say the words.


1



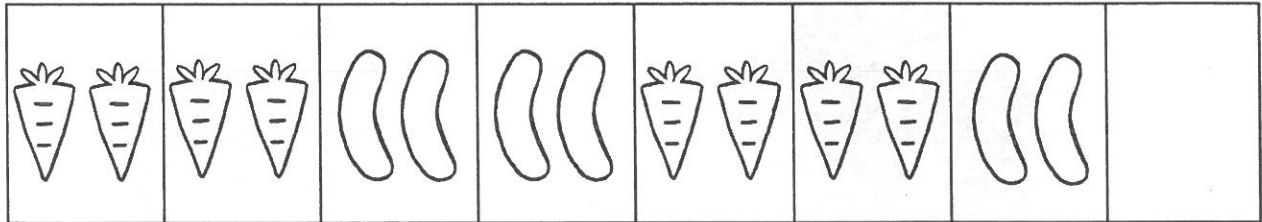
2




3



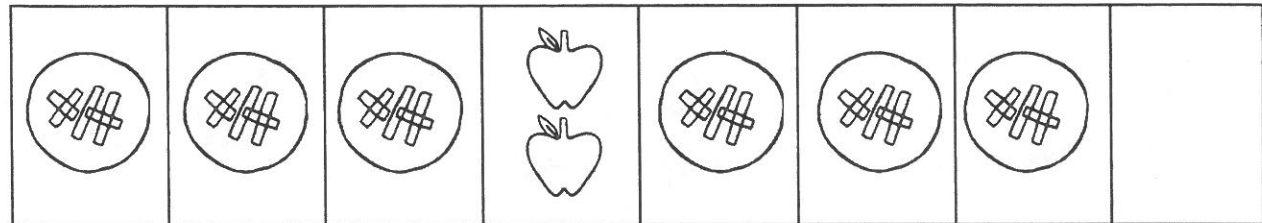
4



5







6









1 Listen and match.


1  

2  

3  

4  

2 Draw your favourite food.




موسسه زبان دهخدا  
dekhodaedu.com

1

Draw.




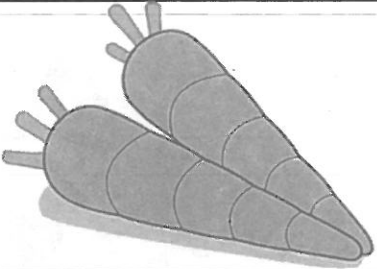


فكرتك ورسالتك



70

Practice

1 Draw faces. 😊 ☹️ Tell your friend and draw.

<p>chips</p> 		
<p>sausages</p> 		
<p>cakes</p> 		
<p>carrots</p> 		
<p>ice cream</p> 		
<p>apples</p> 		

I like / I don't like (blue / cats / dolls).

Listen and trace.

1




2




3




4




1 Think! Look and colour.



1







2









1 Draw lines. Describe the meals.






1 Think! Look and circle.





1







2



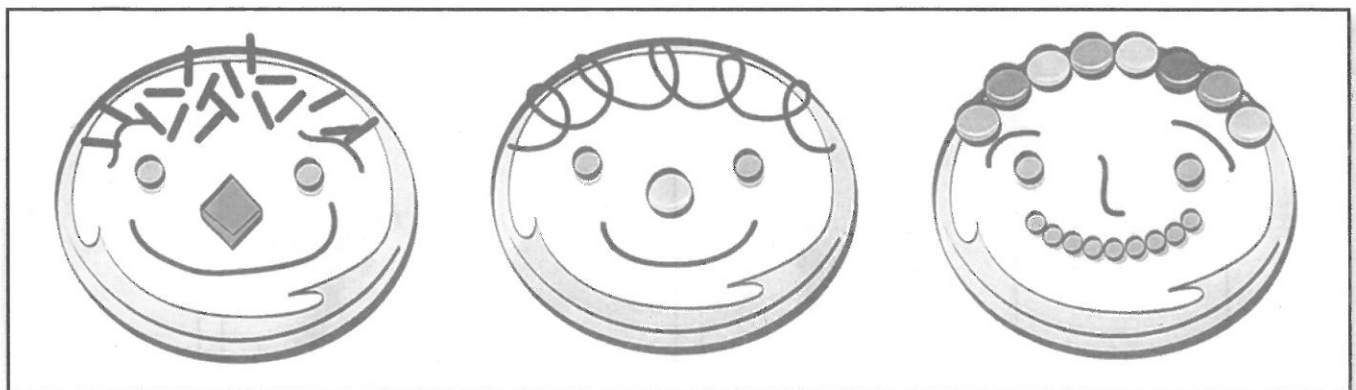




3




4




# 1 Make biscuit faces.




1 Say the words and trace. Colour the circles.



carrots



sausages





apples



cakes



ice cream



chips



2 Draw faces. 😊 😐 ☹️











# 8

# All aboard!

1

Think!


Match, colour and make sentences.






1 Follow the lines. Make sentences.


1





2




3




4



5





6



I'm driving / flying / riding / sailing



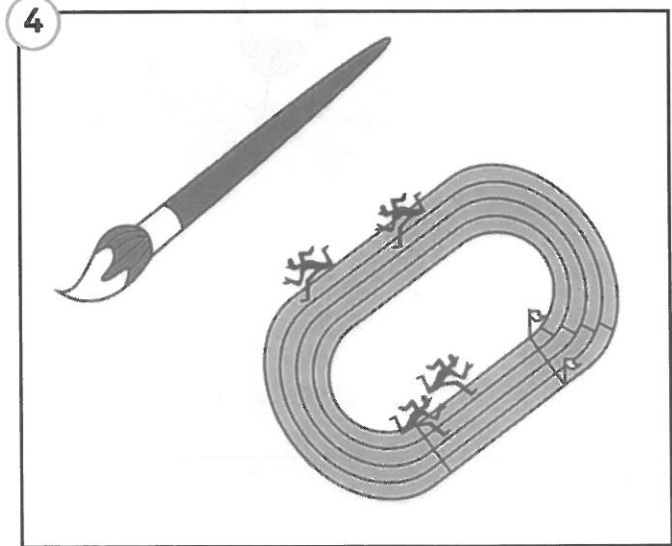

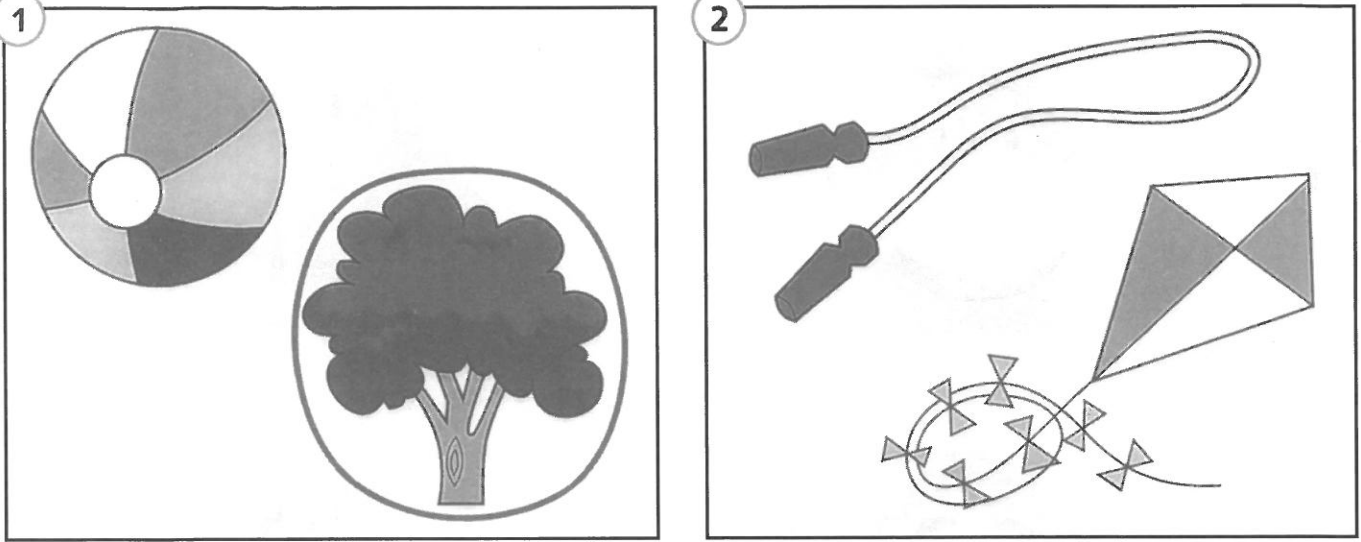
Listen, point and say the words.



1 CD2  
42

Think!


Listen and circle.



flying a kite, swimming, climbing a tree, running,  
brushing my teeth, washing my hands

Listen and trace.

1




2




3



4



1 Think! Look and colour.







1 Trace with four colours to match.





2 Draw and say the shapes. □ △ ▭ ○





**1** Think! Count and circle.




	1	2	3	4	5	6
---	---	---	---	---	---	---

	1	2	3	4	5	6
---	---	---	---	---	---	---


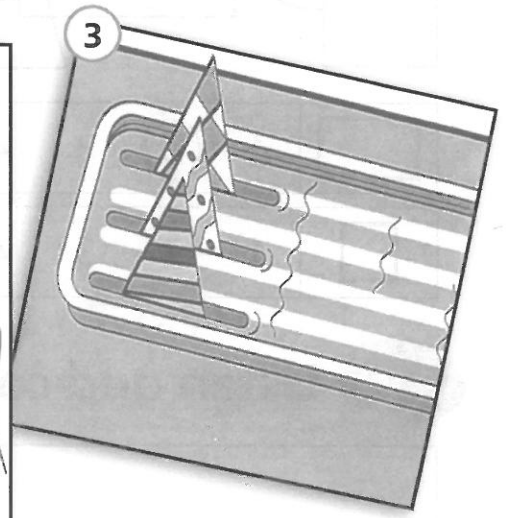
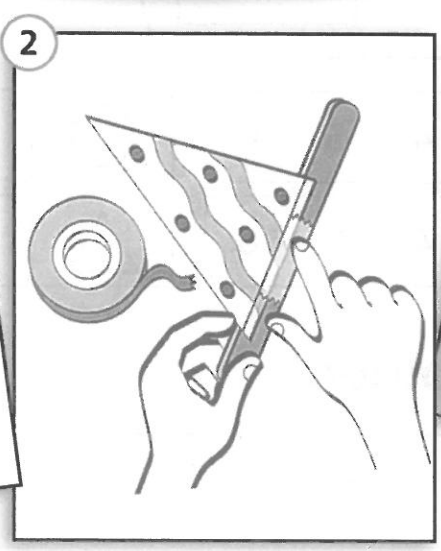

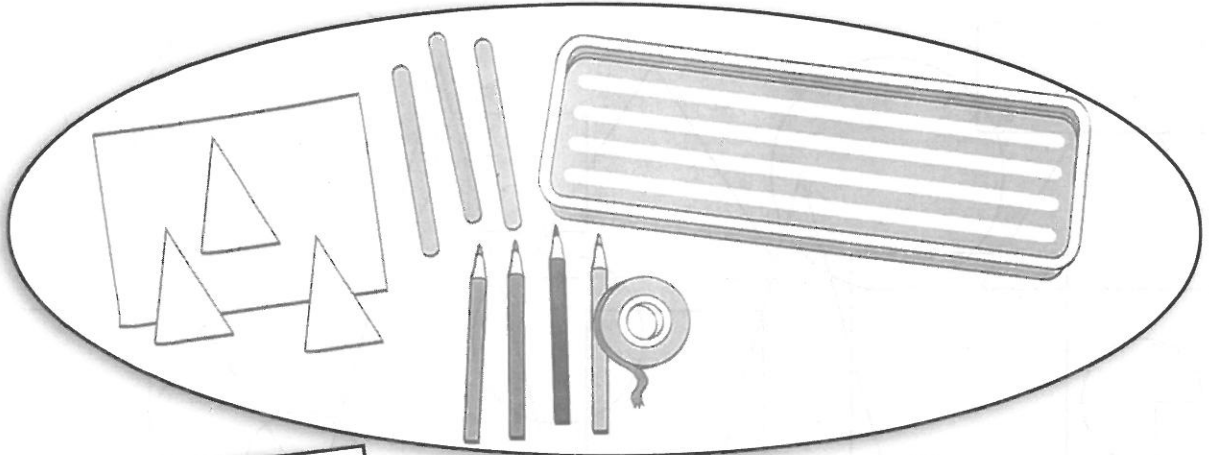
	1	2	3	4	5	6
---	---	---	---	---	---	---

	1	2	3	4	5	6
---	---	---	---	---	---	---

**2** CD2 Listen and colour.




**1** Have a boat race.





1 Say the words and trace. Colour the circles.



boat





train





car



bike





scooter



bus









2 Draw faces. 😊 😐 ☹️




# Party clothes

## 1 Colour and describe.



## 2 Draw five lines. Guess with your friend.





1

Think! Follow the food and drink.




I like (biscuits, crisps, salad, sweets). 89


1

Find five differences.

1




2

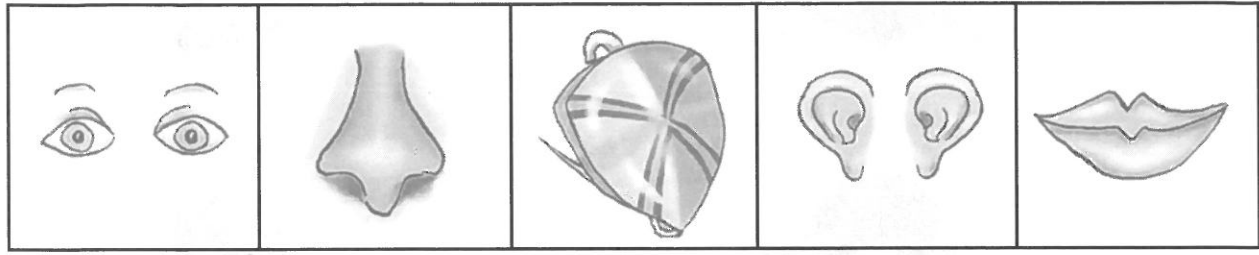


1 Think! Look and cross out.


1



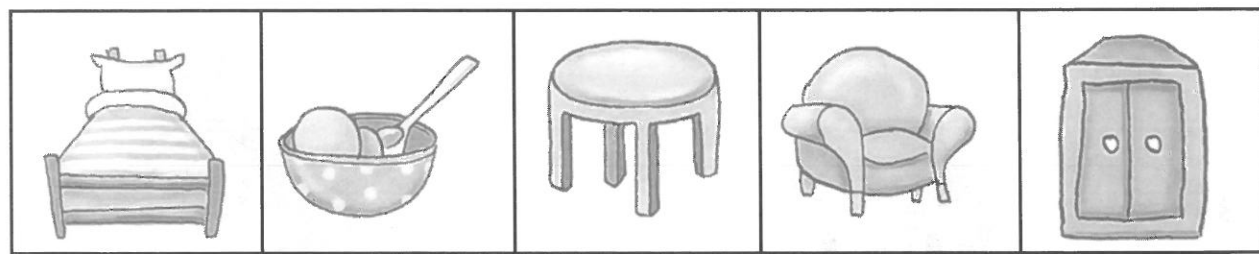
2




3




4



5




6



Listen and trace.



1



2



3




4




1


Think! Look and colour.



1



2





1  Listen and colour.

1	2	3	4	5	6	7	8	9	10
---	---	---	---	---	---	---	---	---	----

2  Look and colour.



1 Colour. Follow the lines. Describe the uniforms.




1

Make a pirate hat.



1




2




3



**1** Say the words and trace. Colour the circles.



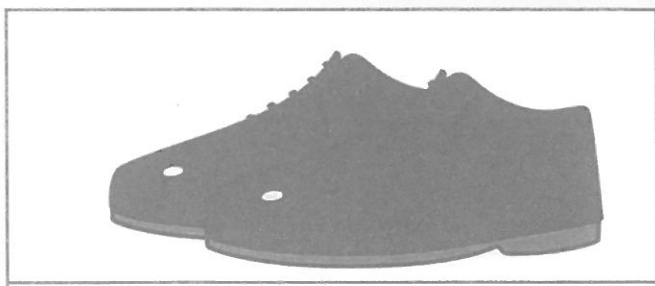
shirt




hat




boots



shoes






belt



badge

**2** Draw faces. 😊 😐 ☹️














































































**CAMBRIDGE**  
UNIVERSITY PRESS

University Printing House, Cambridge CB2 8BS, United Kingdom

Cambridge University Press is part of the University of Cambridge.

It furthers the University's mission by disseminating knowledge in the pursuit of education, learning and research at the highest international levels of excellence.

[www.cambridge.org](http://www.cambridge.org)

Information on this title: [www.cambridge.org/9780521148535](http://www.cambridge.org/9780521148535)

© Cambridge University Press 2012

This publication is in copyright. Subject to statutory exception and to the provisions of relevant collective licensing agreements, no reproduction of any part may take place without the written permission of Cambridge University Press.

First published 2012

7th printing 2014

8th printing 2016

Printed in Italy by L.E.G.O. S.p.A.

*A catalogue record for this publication is available from the British Library*

ISBN 978-0-521-14852-8 Student's Book with DVD-ROM Starter

ISBN 978-0-521-14853-5 Workbook Starter

ISBN 978-0-521-21433-9 Teacher's Book Starter

ISBN 978-1-107-64013-9 Teacher's Resource Book Starter

ISBN 978-0-521-21434-6 Class Audio CDs Starter

ISBN 978-0-521-22163-4 Flashcards Starter

ISBN 978-0-521-14854-2 Classware and Interactive DVD-ROM Starter

Cambridge University Press has no responsibility for the persistence or accuracy of URLs for external or third-party internet websites referred to in this publication, and does not guarantee that any content on such websites is, or will remain, accurate or appropriate. Information regarding prices, travel timetables and other factual information given in this work is correct at the time of first printing but Cambridge University Press does not guarantee the accuracy of such information thereafter.

# Thanks and acknowledgements

## Authors' thanks

We would like to thank our editorial team very warmly: Aldona Gawlinski, Liane Grainger, Bridget Kelly and Pippa Mayfield. You have worked extremely hard and with a lot of dedication to make this course a success. It was a pleasure working with you on this project. Thank you for your commitment, and for your great sense of humour!

We would also like to thank Maria Pylas, Associate Publishing Director, for many interesting discussions and for choosing us as the author team for this project. It's been a great experience, Maria!

Finally, our thanks go to the Cambridge University Press leadership: Ron Ragsdale, David Harrison, Hanni Pieterse, Peter Phillips and Stephen Bourne. If "leadership is about creating a world that people want to belong to", you have certainly created that world at Cambridge, and we are happy to belong to it!

Herbert Puchta    Günter Gerngross    Peter Lewis-Jones

## The publishers are grateful to the following contributors:

Pippa Mayfield: freelance editor  
Oliver Design: concept design  
Pentacorb: cover design, book design and page make-up  
Hilary Fletcher: picture research  
John Green and Tim Woolf, TEFL Tapes: audio recordings

## The publishers and authors are grateful to the following illustrators:

Bill Bolton; Marek Jagucki; John Haslam; Peter Allen; Martin Sanders (Beehive); Kate Daubney; Mark Ruffie (The Organisation); Clive Goodyer

## The publishers and authors would like to thank the following teachers and reviewers for their help in developing the course:

**Argentina:** Liliana Amado, María Silvia Caride, Gabriela Finkelstein, Susana Lagier, Gladys Ledwith, María Sol Luppi, Mónica Marinakis, Silvia Miranda, Natalia Monty, Pamela Pogrè, Adriana Raffo, Viviana Rondina, Inés Salomón, Stella Maris Schulte, María Teresa de Vido de Stringa, María Marta Taurozzi  
**Chile:** Sandra Durán Vega, Fernanda Tornero  
**Egypt:** Nabil Ezz-el Deen, Iglal El Gamel, Ghada Farouk, Nemat Matta, Sonia Abdul Rahman, Daniel Rolph, Amy Sarkiss  
**Mexico:** Claudia Mejía Escalante, Lucía García, Imelda Calderón Gómez, Laura Landa Herrera, Yeymi Ortiz Iberra, Claudia Camacho Jiménez, Rosa María Martínez Maldonado, José Antonio Martínez, Guadalupe Mejía, María Teresa Moguel, María del Rosario Limón Ortiz, María Teresa Patrón, Yara Gil Pérez, Lorena Sánchez Pérez, Ivette Portales, Yolanda Gómez Saldana, Diana Naim Sucar  
**Poland:** Ewa Ortowska-Przezdziecka  
**Portugal:** Niki Joseph  
**Qatar:** Eilidh Hamilton  
**Spain:** Arantxa Abalos, Julius Krajewski, Ángela McClenaghan, Ken O'Carroll, Noreen O'Donnell, John West, Valerie Weston  
**Turkey:** Deniz Altıparmak, Lisa Broomhead, Celia Gasgil  
**UK:** Lucy Frino, Pippa Mayfield, Susannah Reed, Hilary Ratcliff, Melanie Williams

# Super Minds

Workbook  
Starter

Are you ready to  
become one of the Super Minds?

This exciting seven-level course, from a highly experienced author team, enhances your students' thinking skills, improving their memory along with their English.

- Develop creativity with visualisation exercises and art and craft activities
- Explore social values with lively stories
- Encourage cross-curricular thinking with fascinating 'English for school' sections

This Workbook features a page of activities to accompany each page of the Student's Book.

FREE extra resources can be downloaded from  
[www.cambridge.org/elt/superminds](http://www.cambridge.org/elt/superminds)



موسسه زبان دهخدا  
dehkhodaedu.com


Super Minds Level	CEF Level	Cambridge ESOL exams
Level 6	A2-B1	Towards Preliminary
Level 5	A2	Flyers/Key
Level 4	A1	Movers
Level 3		
Level 2		
Level 1		Starters
Starter		

## Starter

Student's Book with DVD-ROM  
Workbook  
Teacher's Book  
Teacher's Resource Book

Class Audio CDs  
Flashcards  
Classware and  
Interactive DVD-ROM

Other resources you can use:



ISBN 978-0521-00658-3



ISBN 978-0521-51574-0

Includes mini  
picture cards for  
classroom games and  
group activities!



CAMBRIDGE  
UNIVERSITY PRESS  
[www.cambridge.org](http://www.cambridge.org)

ISBN 978-0-521-14853-5



9 780521 148535 >

dehkhodaedu.com