

Workbook

Pockets

1

Second
Edition



Mario Herrera

Barbara Hojel



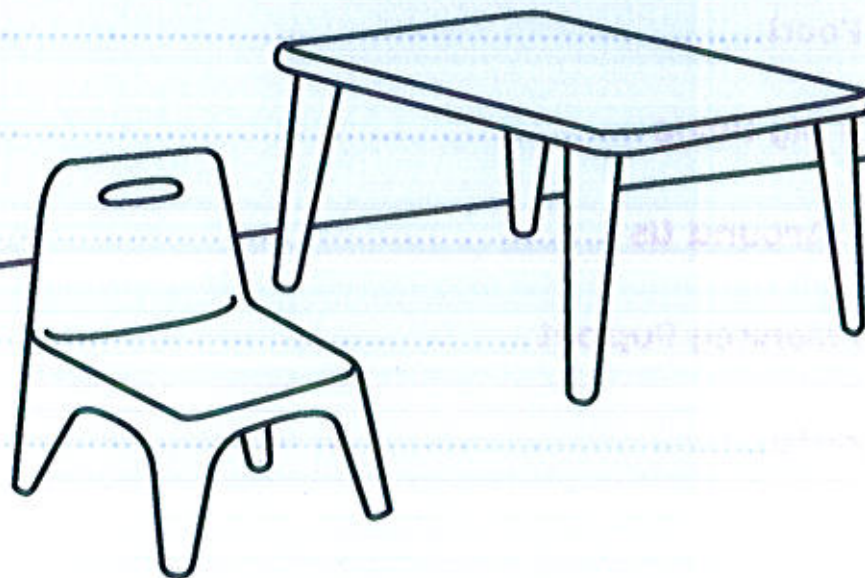

Contents

1 My Classroom	2
2 My Body	10
3 My Toys	18
4 My Family.....	26
5 Our Pets	34
6 My Clothes	42
7 Party Food.....	50
8 Around My Home	58
9 Nature Around Us	66
Happy Monkey Puppet.....	75
Certificate.....	77

1

My Classroom



Trace and color. Say.



2

Warm Up

Trace and color. Say.




Trace. Find more *circles* and color them.

and color boy



Practice



Trace and say.



Practice




Trace and color. Say.



Color. Paste or draw more *circles*.


My Values

is my circle the boy or girl.





My Values

Who is neat? Circle the boy or girl.



My Classroom

Point to each picture or shape and say. Draw yourself.



موسسه زبان دهخدا
dekhodaedu.com

Assessment



2

My Body


Trace and color. Say.




Trace and color. Say.



Trace and color. Say.



Trace and say. Match the *noses*.






Practice

Unit 2
13




Paste paper on the crayon. Color and say.





Paste yarn or sticks for the *arms* and *legs*. Point and say.




Practice

My Values




Draw your face and hair or paste in your photo.




My Body

Point to each picture or shape and say. Draw yourself.





Assessment

Trace and color. Say.




Trace and color. Say.

Trace and color. Say.

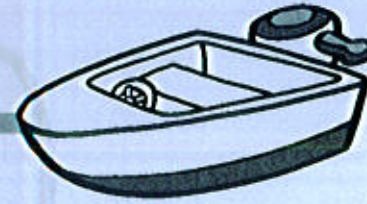


Trace and color. Say.

Trace and color. Say.



Trace and draw lines to the toys.






Paste paper on the crayon. Color and say.

and draw lines to the toys.





Trace and color. Draw another toy.

Sharing's Color them.



My Values

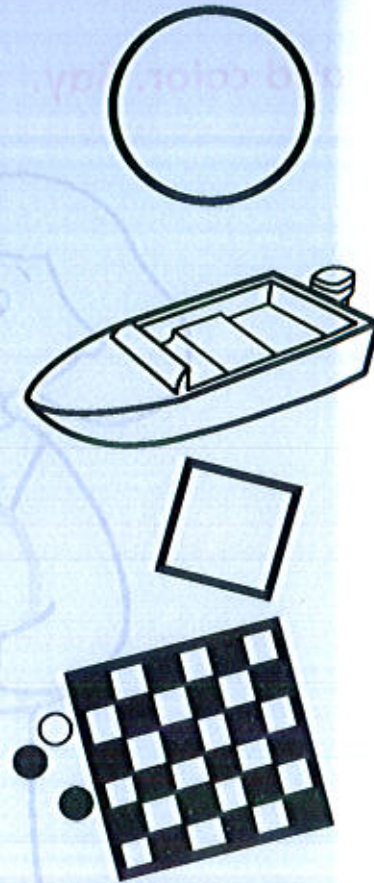



Who is sharing? Color them.



موسسه زبان دهخدا
dehkhodaedu.com

My Toys

Point to each picture or shape and say. Draw your favorite toy.



Assessment

4


My Family

Trace and color. Say.



Trace and color. Say.

Trace and color. Say.



Presentation

Trace and say. Color.





Trace. Draw lines between other family members. Say.









Paste paper on the crayon. Color and say.



موسسه زبان دهخدا
dehkhodaedu.com

Color and say.


How your family or friends in a photo.






Draw your family or paste in a photo.

your family



Point to each picture or shape and say. Draw your family.



Assessment



5

Our Pets



Trace and color. Say.



موسسه زبان دهخدا
dehkhodaedu.com



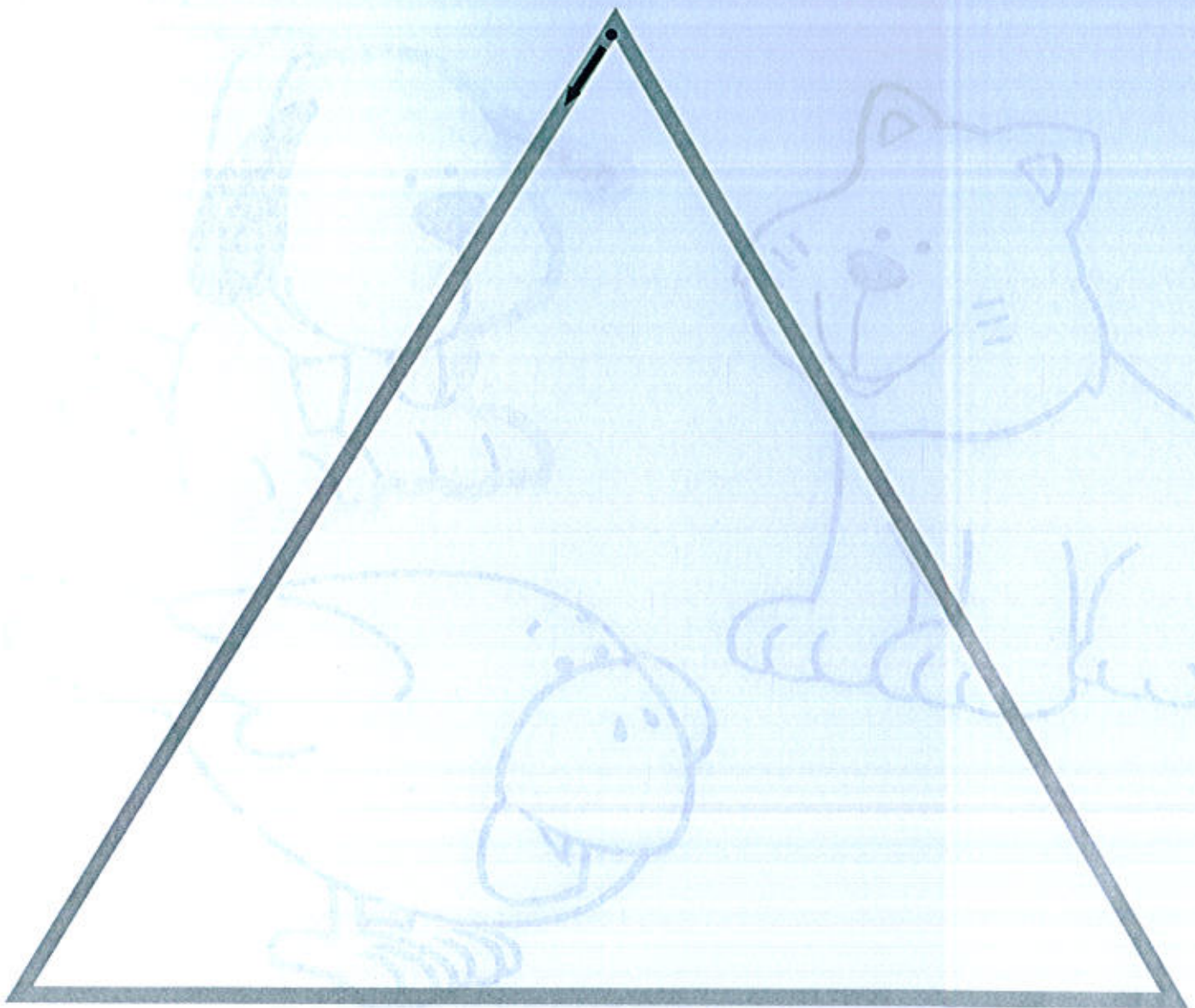
Trace and color. Say.






Trace and say. Paste paper.

and color say.



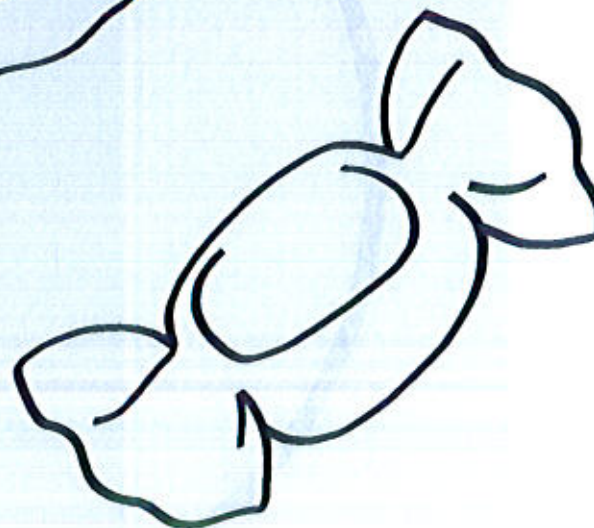

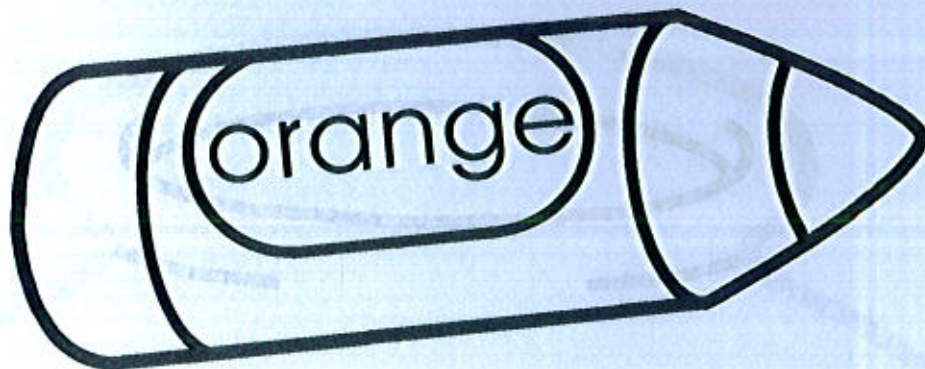
Trace. Draw and color a *fish* in the bowl.




Practice



Paste paper on the crayon. Color and say.




Trace. Match and color the shapes. Say.



My Values

Color the pet.



Our Pets

Point to each picture or shape and say. Draw your favorite pet.



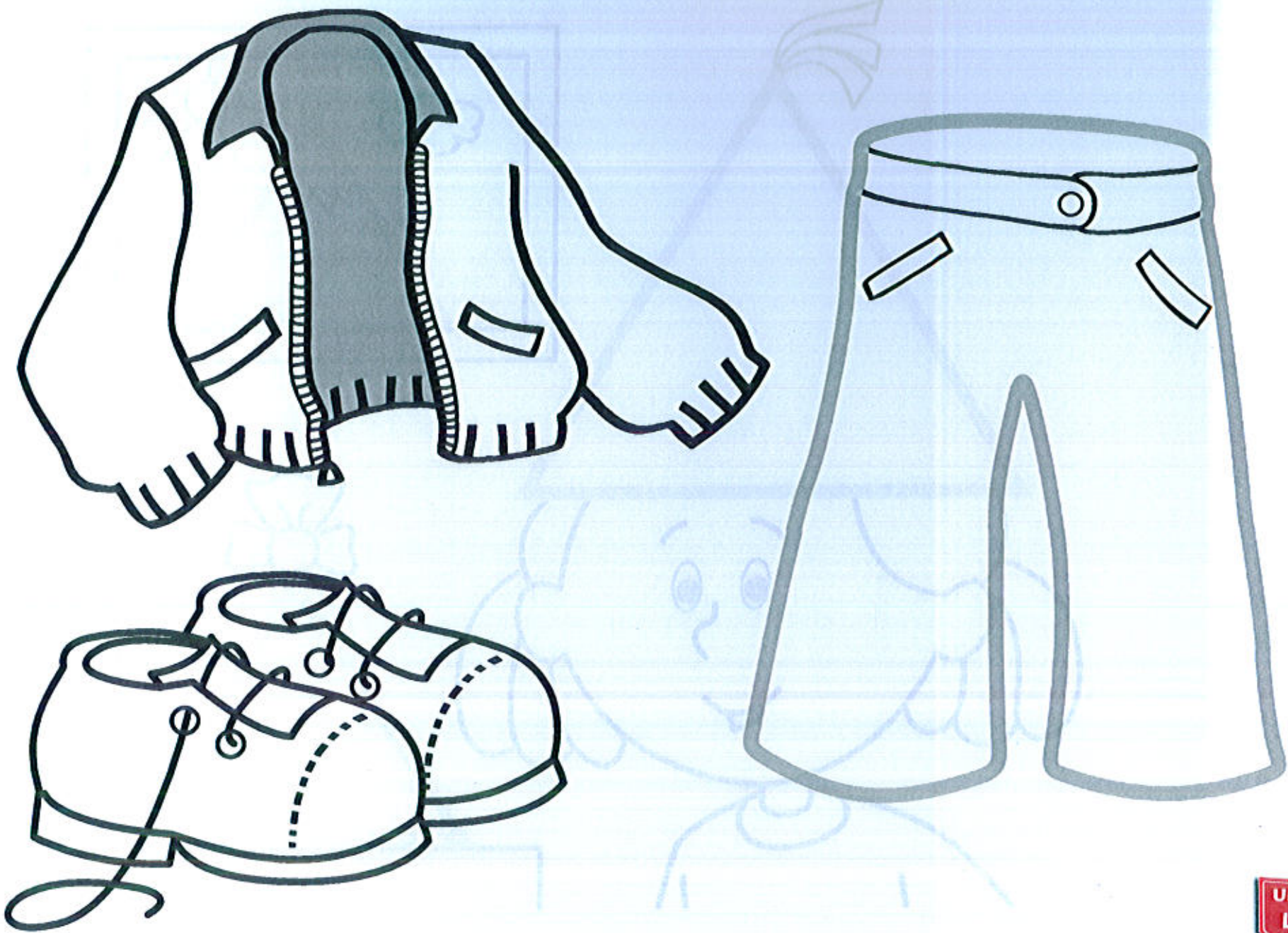
Assessment

Trace and color. Say.



Trace and color. Say.


Trace and color. Say.



Presentation

Trace and color. Say.

Trace and color. Say.



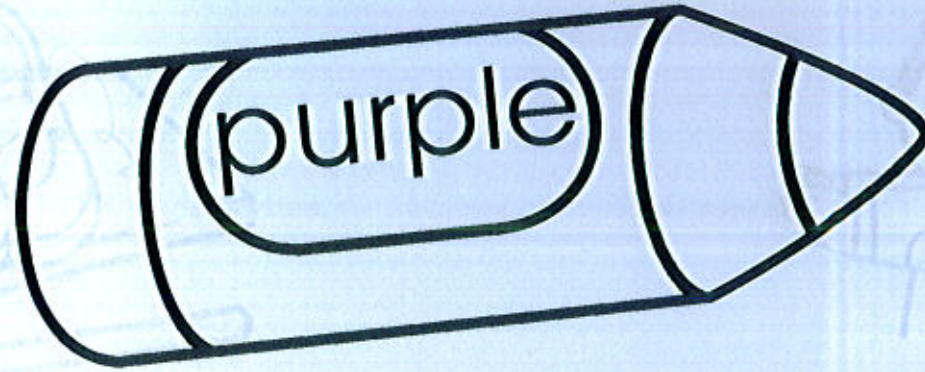


Trace and draw lines from children to clothes. Say. *Co*






Paste paper on the crayon. Color and say.




Color the clothes and say. Draw shoes.



Practice

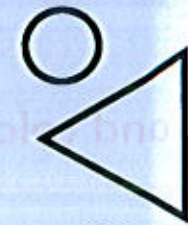


My Values

Who is helping? Circle the boy or girl.



My Clothes

Point to each picture or shape and say. Draw your favorite clothes.



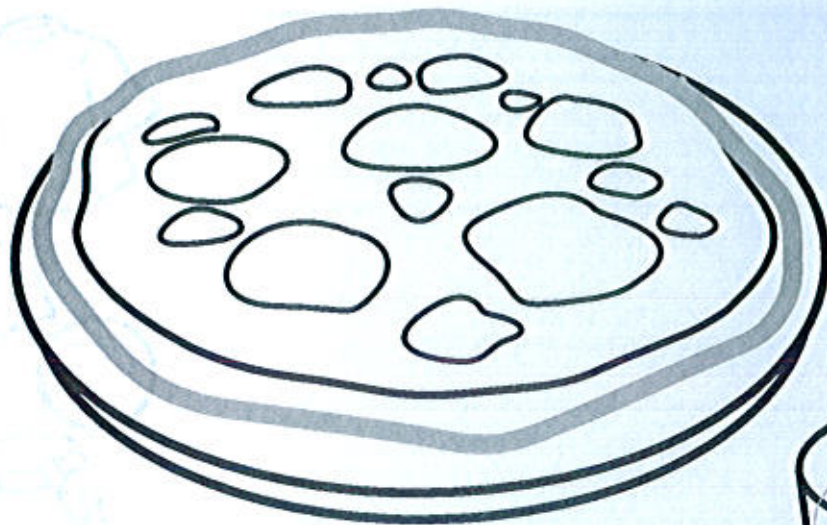
موسسه زبان دهخدا
dekhodaedu.com

Assessment

7

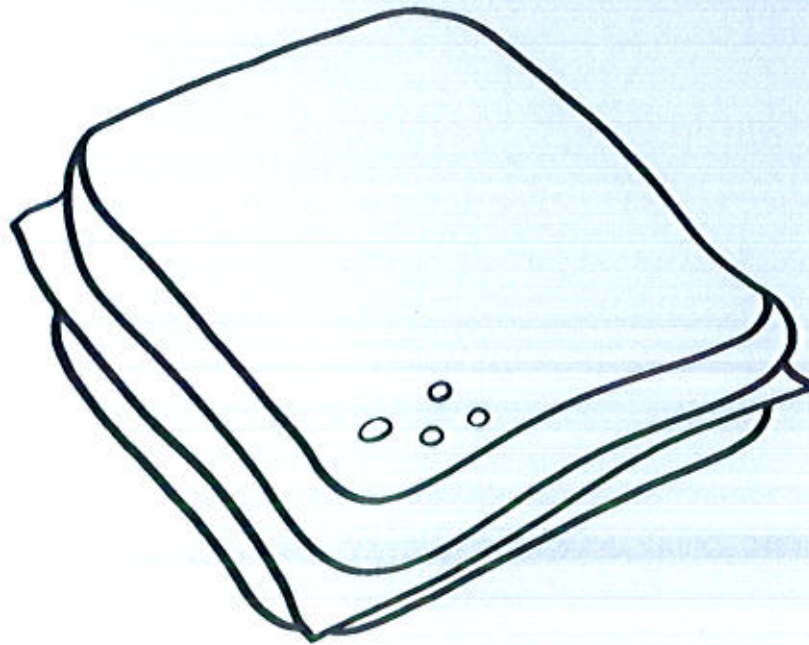


Party Food

Trace and color. Say.



Trace and color. Say.


Trace and paste paper. Say.





Trace and paste paper. Say.

بند رنگ رنگ




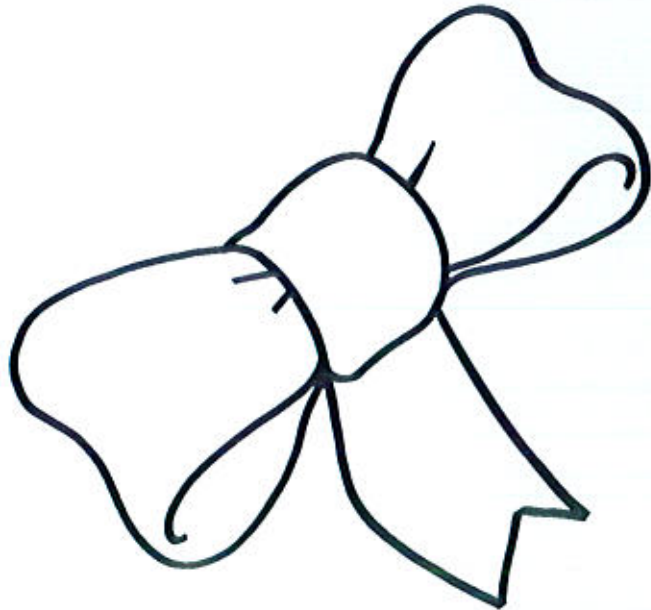

Trace. Color the shapes and say.





Paste paper on the crayon. Color and say.

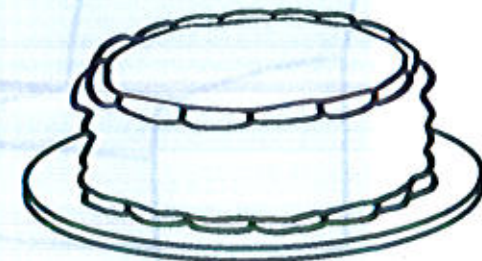
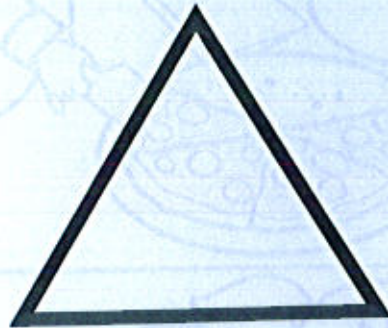
Color the shapes and say.



Match shapes to foods. Color.

My Values


Color them.



Practice


My Values

Who is taking turns? Color them.




Party Food

Point to each picture or shape and say. Draw your favorite food.





موسسه زبان دهخدا
dehkhodaedu.com



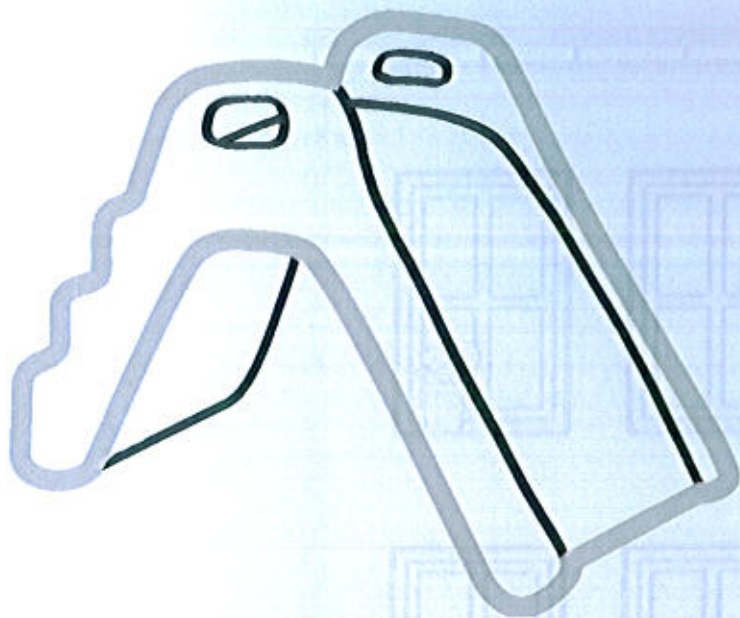


Assessment

Trace and color. Say.




Trace and color. Say.





Trace. Paste paper on the *apartments*.

and color.



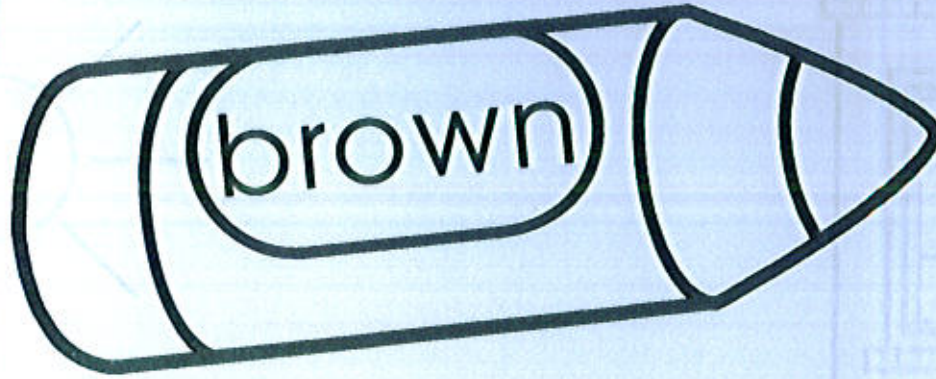
Point and say what you see. Color.

Point and say what you see. Color.






Paste paper on the crayon. Color and say.



موسسه زبان دهخدا
dekhodaedu.com



Trace and draw lines to make more *swings*. Color.




Practice

My Values


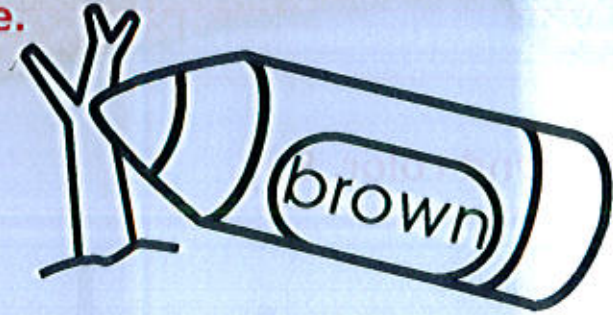


Draw your face and hair or paste in a photo.




Around My Home

Point to each picture or shape and say. Draw your home.




Trace and color. Say.







Trace and color. Say. Paste a paper sun.


Trace and color. Say.



Trace and color. Point and say.




Draw *bugs*. Point and say. Color.



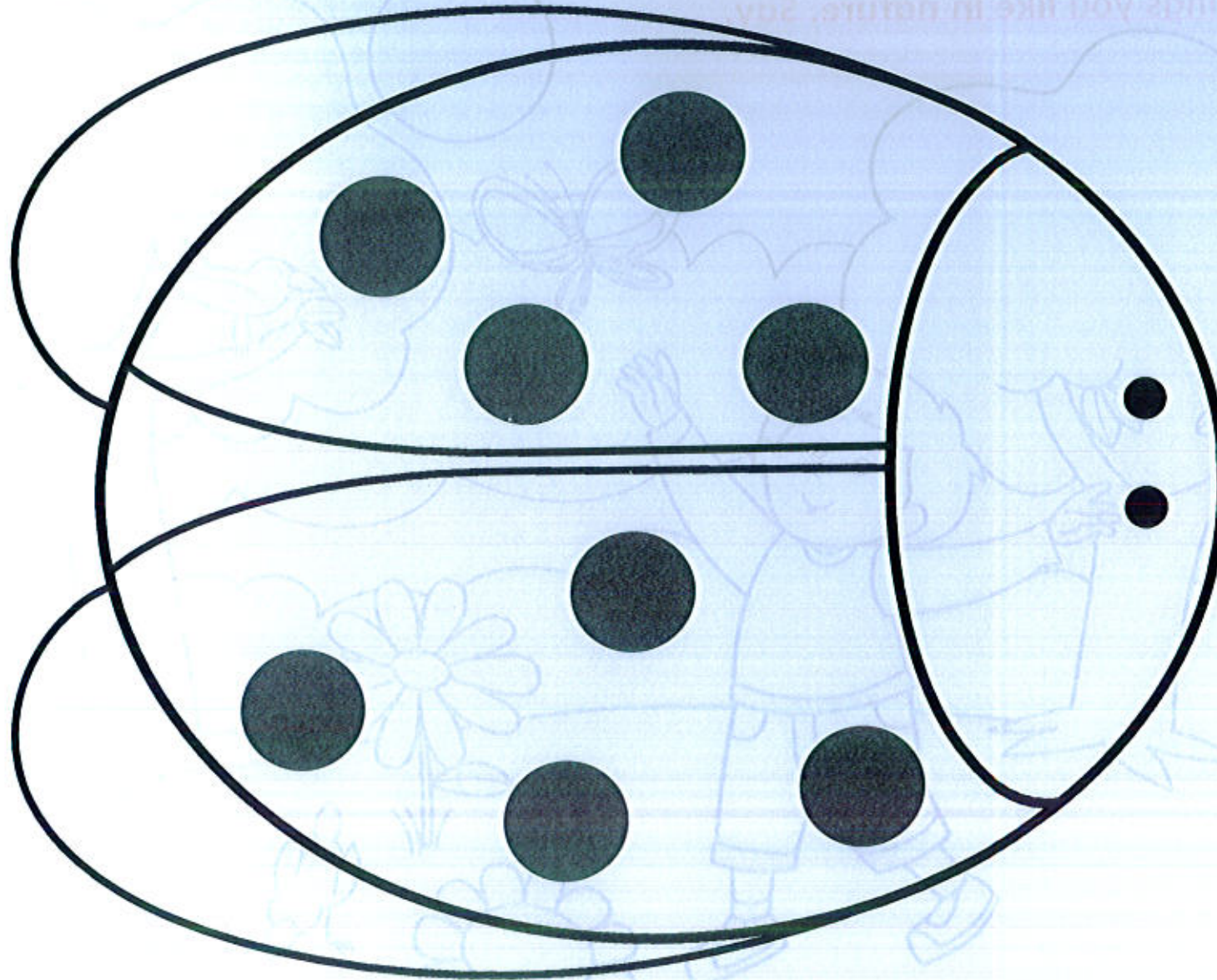
Practice

Color and say.

Color and say. Color.




Color. Paste paper on the *ladybug's* spots.



Practice



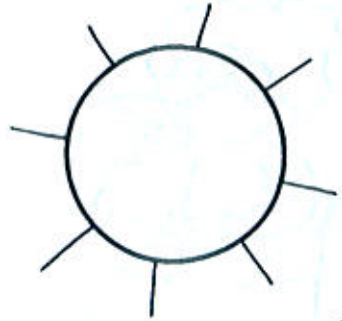
My Values

Color the things you like in nature. Say.




Nature Around Us


Point to each picture or shape and say. Draw a tree.




Paint and say.



Color the puppet. Tape or paste the puppet to a stick. *the back of the puppet*



Color the back of the puppet. Tape or paste to a stick.



**Pockets 1, Second Edition
Workbook**

Copyright © 2009 by Pearson Education, Inc.
All rights reserved.

No part of this publication may be reproduced, stored in a retrieval system, or transmitted in any form or by any means, electronic, mechanical, photocopying, recording, or otherwise, without the prior permission of the publisher.

Pearson Education, 10 Bank Street, White Plains, NY 10606

Staff credits: The people who made up the *Pockets, Second Edition* team, representing editorial, production, design, and manufacturing, are Rhea Banker, Iris Candelaria, Tracey Munz Cataldo, Christine Edmonds, Johnnie Farmer, Nancy Flaggman, Yoko Mia Hirano, Christopher Leonowicz, Judy Li, Linda Moser, Barbara Sabella, Susan Saslow, and Malread Stack.

Text design: Tracey Munz Cataldo

Text composition: TSI Graphics

Text font: Frutiger Bold

Illustrations: Javier Montiel

PEARSON LONGMAN ON THE WEB

Pearsonlongman.com offers online resources for teachers and students. Access our Companion Websites, our online catalog, and our local offices around the world.

Visit us at **pearsonlongman.com**.

ISBN-13: 978-0-13-603906-8

ISBN-10: 0-13-603906-5

Printed in China (CTPS/02)

2 3 4 5 6 7 8 9 10 - 13 12 11 10 09

Pockets 1

Second Edition



Reach into *Pockets, Second Edition*, for a happy, productive English classroom! This popular four-level course for children aged two to five features an easy-to-use, five-step pedagogy that supports language acquisition and skills development.

New to the second edition

- fun hands-on projects
- a values curriculum
- more math content
- dialogue-enhanced assessments
- photographs for a real-life connection
- student CD-ROMs
- new songs and chants
- a Reading and Writing Workbook with Teacher's Notes
- a new level for two-year-olds



Pockets Companion Website
<http://www.pearsonlongman.com/pockets>

Components

- Student Book with CD-ROM (Levels 2 and 3)
- Workbook with Songs and Chants CD
- Reading and Writing Workbook (one for program)
- Interleaved Teacher's Edition
- Class Audio CD
- Large-format Picture Cards
- Large-format Posters
- Teacher's Bonus Pocket (one for program)
- Mascot Puppet
- Video (DVD) with Guide
- Big Book with Teacher's Notes
- Companion Website



مؤسسة زبان دهخدا
dehkhodaedu.com



After Pockets,
move on to Backpack!



has finished Pockets 1 Workbook.

