

Pockets 1

Second Edition



Mario Herrera

Barbara Hojel

Pockets 1

Second Edition



Mario Herrera

Barbara Hojel



Pockets 1, Second Edition

Copyright © 2009 by Pearson Education, Inc.
All rights reserved.

No part of this publication may be reproduced, stored in a retrieval system, or transmitted in any form or by any means, electronic, mechanical, photocopying, recording, or otherwise, without the prior permission of the publisher.

Pearson Education, 10 Bank Street, White Plains, NY 10606

Staff credits: The people who made up the *Pockets, Second Edition* team, representing editorial, production, design, and manufacturing, are Rhea Banker, Iris Candelaria, Tracey Munz Cataldo, Christine Edmonds, Johnnie Farmer, Nancy Flaggman, Yoko Mia Hirano, Christopher Leonowicz, Judy Li, Linda Moser, Barbara Sabella, Susan Saslow, and Mairead Stack.

Text design: Tracey Munz Cataldo

Text composition: TSI Graphics

Text font: Frutiger Bold

Illustrations: Luis Briseno, Luis Montiel, Mari Rodriguez, and Hugo Miranda Ruiz

Photos: Page 48 (family photos) by Alison Austin; all other photographs by David Mager

PEARSON LONGMAN ON THE WEB

Pearsonlongman.com offers online resources for teachers and students. Access our Companion Websites, our online catalog, and our local offices around the world.

Visit us at pearsonlongman.com.

ISBN-10: 0-13-603898-0

ISBN-13: 978-0-13-603898-6

Printed in China (CTPS/03)

3 4 5 6 7 8 9 10 -13 12 11 10 09

Consultants and Reviewers

Claudia Abraham, Pekitas, Mexico City, Mexico • **Celina Aceves**, Instituto Miguel Ángel, Guadalajara, Mexico • **Laura Acosta**, Colegio Quetzal, Mexico City, Mexico • **Lilia Argumedo**, Colegio Guadalupe, Mexico City, Mexico • **Elvia Badillo Chávez**, Universidad Anáhuac, Facultad de Educación, Centro de Asesoría Pedagógica, Mexico City, Mexico • **Rosa María Buerba Villegas**, ICIF México-Universidad Anáhuac, Mexico City, Mexico • **Consuelo Cadena Soria**, Escuela Mexicana Americana, Mexico City, Mexico • **Olga Calva**, Colegio Británico, Mexico City, Mexico • **Jacqueline Castillo**, CIMAT, Mexico City, Mexico • **Yoon Joung Choi**, Ewha Language School, Seoul, Korea • **Alma Georgina Cruz**, Fernando R. Rodríguez, Mexico City, Mexico • **Ruth Cruz**, Colegio Carmel, Mexico City, Mexico • **María del Consuelo Durán**, Escuela Mexicana Americana, Mexico City, Mexico • **Rosario Escalada**, Universidad Motolinía, Mexico City, Mexico • **Blanca E. García Robledo**, Kinder John F. Kennedy, Guadalajara, Mexico • **Edgar García Ruvalcaba**, Escuela Bertha Von Glummer, Guadalajara, Mexico • **Mónica García**, Instituto Pierre Faure, Guadalajara, Mexico • **Antonietta González**, IFIMAC, Guadalajara, Mexico • **Jennifer Huerta**, Monte Rosa, Mexico City, Mexico • **Irma Isabel Izquierdo**, Colegio Leonardo Da Vinci, Cancun, Mexico • **Ruth Jasso Valtierra**, Colegio Victoria Tepeyac, Mexico City, Mexico • **Helen Jean**, Hansol GEN, EFL R & D Director, Seoul, Korea • **Ana Langarica Rentería**, Centro Escolar del Tepeyac, Mexico City, Mexico • **Eun-Mi Lee**, Mokdong SLP, Seoul, Korea • **Lorena Patricia Lizardo**, Centro Educativo los Pinos, Guadalajara, Mexico • **Laura López de la Vega**, Colegio Miraflores, León, Mexico • **María Inés López**, FORMUS, Monterrey, Mexico • **Juanita Elvira Marroquín**, Instituto Regiomontano, Monterrey, Mexico • **Lucy Miranda**, Liceo Mexicano, Monterrey, Mexico • **Gabriela Muela**, Instituto Olimpia, Monterrey, Mexico • **Aida Nájera**, Bernardo de Balbuena, Mexico City, Mexico • **Margarita Natera**, Colegio Hispano Inglés, León, Mexico • **Marcela Reyes**, Colegio Reims, Mexico City, Mexico • **Angélica Ríos**, Nanny, Mexico City, Mexico • **Mariana Serralde**, Centro Educativo Monteverde, Cancun, Mexico • **María Fernanda Torres Romero**, Escuela Mexicana Americana, Mexico City, Mexico • **Bertha Vázquez**, Latin American School, Monterrey, Mexico • **Lucy Vergara**, Colegio Andersen, Mexico City, Mexico

Pearson Longman would like to thank the following schools for piloting *Pockets, Second Edition*:

Colegio Anglo Francés, Monterrey, Mexico • **Colegio Cervantes Colonias**, Guadalajara, Mexico • **Colegio Euterpe**, Monterrey, Mexico • **Colegio Highlands**, Monterrey, Mexico • **Colegio Himalaya**, Monterrey, Mexico • **Colegio Hispanoamericano**, León, Mexico • **Colegio Isabel La Católica**, Monterrey, Mexico • **Colegio Mexicano**, Monterrey, Mexico • **Colegio Mi Pequeño Sol**, León, Mexico • **Colegio Miraflores**, León, Mexico • **Instituto Damián**, Puebla, Mexico • **Instituto Godwin**, Mexico City, Mexico • **Instituto Kilimanjaro**, Monterrey, Mexico • **Instituto Leonés**, León, Mexico • **Instituto Mexicano Madero**, Campus Toledo, Puebla, Mexico • **Instituto Mexicano Madero**, Campus Zavaleta, Puebla, Mexico • **Instituto Miguel Ángel**, Guadalajara, Mexico • **Instituto Olimpia**, Monterrey, Mexico • **Irish Valley Preschool**, Monterrey, Mexico • **Kinder Andes**, Mexico City, Mexico • **Kinder Edelweiss**, Mexico City, Mexico • **Oak Hill CECVAC Preschool**, Monterrey, Mexico • **Oxford Preschool**, Mexico City, Mexico • **Pinecrest Institute**, Mexico City, Mexico

Child Reviewers

Emily Bupp (4 years old) • **Kyle Shigeo Frommer** (4 years old) • **Cole Nam** (3 years old) • **Carlos Portillo Vázquez** (3 years old) • **Karla Portillo Vázquez** (5 years old) • **Marlee Reinmuth** (5 years old) • **Melissa Rodino** (5 years old) • **Veronika J. Volcjak** (3 years old) • **Nina Marie Williams** (4 years old)

Contents

1	My Classroom	2
2	My Body	14
3	My Toys	26
4	My Family	38
5	Our Pets	50
6	My Clothes	62
7	Party Food	74
8	Around My Home	86
9	Nature Around Us	98



موسسه زبان دهخدا
dehkhodaedu.com

1

My Classroom

Listen and point. Say.



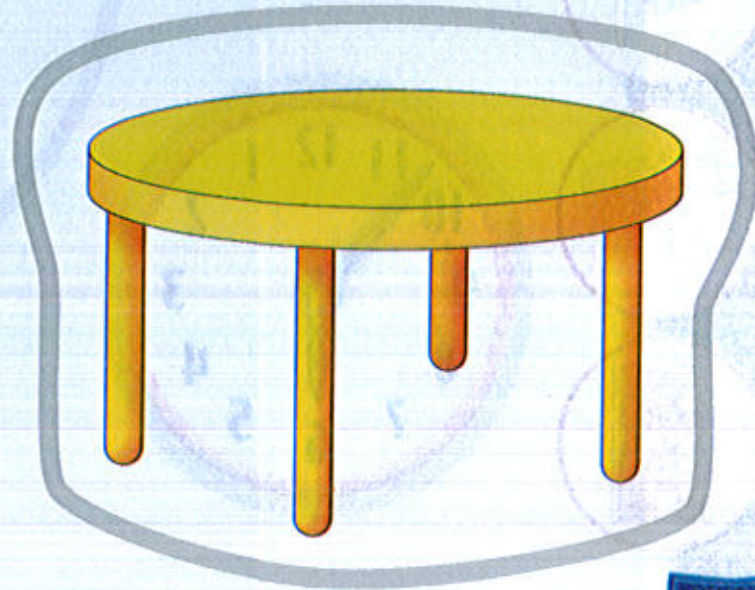
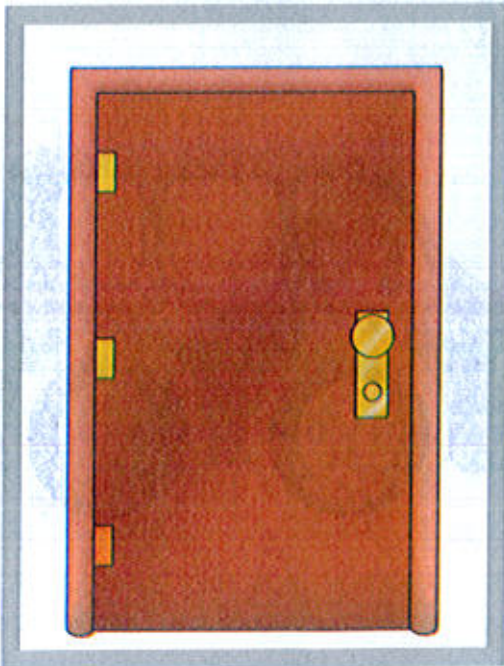


2

Warm Up



Listen, point, and say. Trace.

Trace the circles. Find others.




Presentation: glue, crayon, paper, door, chair, table





Trace the circles. Find others.

Listen, point, and say. Trace.





Draw yourself in the classroom.





Unit 1
5

Practice: classroom people/things

Stick and color.


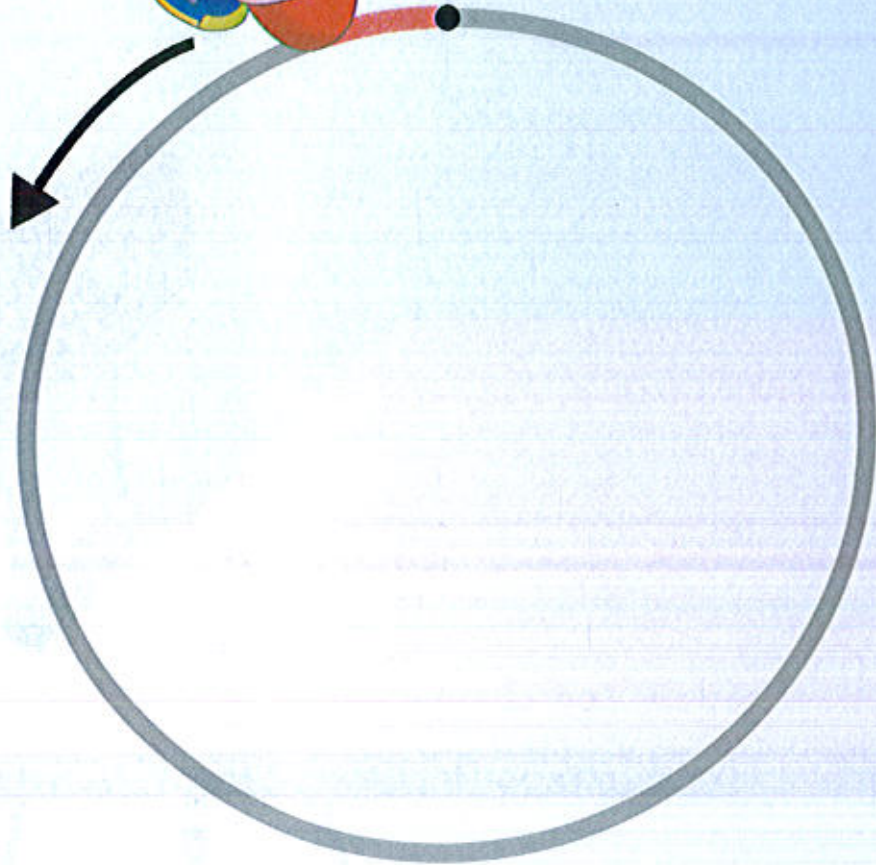
Draw yourself in the classroom.



Practice: red




Trace and say.



Practice: circle



Paste and say.



Application: Personalize with Punchouts



Let's read.



Yippee!

© Pearson Education, Inc. All rights reserved.



Hi! My name is Kim.



Hi! My name is Alex.



Look! It's a
crayon.



It's red.



Give me the
glue, please.



Yes!



Color the picture frame.

Be Neat






Application: Do What's Right

Unit 1
11

My Red Door

Draw and paste. Open and close.



 Play and say. Stick.



Assessment

2

My Body

Listen and point. Say.





Circle the body parts. Say.



موسسه زبان دهخدا
dehkhodaedu.com

Find and point to the circles.






Trace. Draw your face.





Stick and color.




18



Practice: blue



Trace and say.



blue



Practice: blue





Paste and say.




موسسه زبان دهخدا
dekhodaedu.com



This is fun!

© Pearson Education, Inc. All rights reserved.



Look! This is my nose.



Look! This is my mouth.



Look! These are my eyes.



Look! These are my ears.

Wash Your Hands




 Trace and say.



Application: Do What's Right

My Stick Puppet

Draw and paste.



 **Point to the body parts and say. Stick.**

Unit 2
**GOOD
JOB!**




Assessment

Unit 2
25

3

My Toys




Listen and point. Say.





Listen, point, and say. Trace.

Trace the squares.



دهخدا
موسسه زبان دهخدا
dehkhodaedu.com



Trace the squares.


listen, point and say. Trace.





Trace and say.

Stick and color.



Unit 3

29

Practice: toys/in



Stick and color.

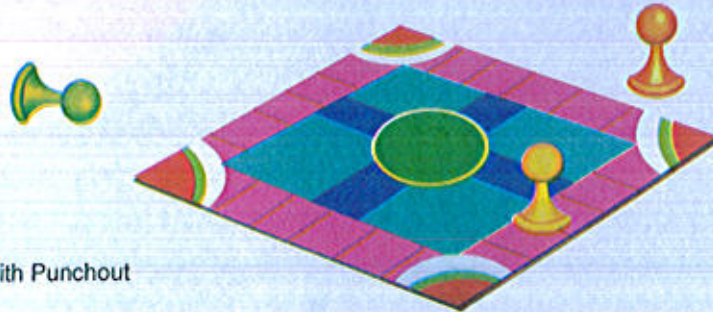

Trace and say.



Practice: yellow



Paste and say.






Trace the circles.




Practice: circle



 Oh no! My teddy is broken!



 Don't cry.
I'll fix it!

 OK.

My Teddy Bear




Thank you, Mother!



I love my teddy bear!

My Bear


Fold, paste, and draw.





Color the toys and say.

Share




Application: Do What's Right

Unit 3
35

4



My Family

Listen and point. Say.



 Play and say. Stick.

Unit 3
GOOD
JOB!




Assessment

Unit 3
37



Listen, point, and say. Trace.

Trace the squares




Presentation: grandparents, mother, father, sister, brother, baby



Trace the squares.



Listen, point, and say. Trace.





Trace. Point and say.

Trace and color.



Unit 4
41

Practice: square/rooms in a house



Stick and color.

Trace Point and say


دهخدا

موسسه زبان دهخدا
dekhodaedu.com





42


Practice: green







Paste and say.




 Say and color.




Unit 4
43

Practice: red, blue, yellow



This is my brother.



Hello!



This is my sister.



Hello!



This is the baby.

© Pearson Education, Inc. All rights reserved.

My Family



This is my father.



Hello!



Paste paper on the frame.

Love Your Family




دهخدا
موسسه زبان دهخدا
dekhodaedu.com

Unit 4
47

Application: Do What's Right

My Family Album

Fold, paste, and draw.





Play and say. Stick.

Unit 4
GOOD
JOB!




Assessment

Unit 4
49

5

Our Pets


Listen and point. Say.





Listen, point, and say. Trace.

Trace the triangles.





Presentation: cat, dog, rabbit, turtle, fish, bird




Trace the triangles.

listen, point, and say. Trace.





Draw a line and say.



Unit 5



53

Practice: blue, yellow, green/big, little

Stick and color.





 Trace and draw. Say.



Practice: colors/square



Paste and say.






Good-bye!

© Pearson Education, Inc. All rights reserved.

I Have a Pet



54



Hello, Sam. Look!
I have a dog.



**Hello, Ann. Look!
I have a rabbit.**



**Hello, Ann. Hello, Sam.
Look! I have a cat.**

Be Kind to Pets



 Circle the cat. Draw another pet.



Application: Do What's Right

Unit 5

59

6


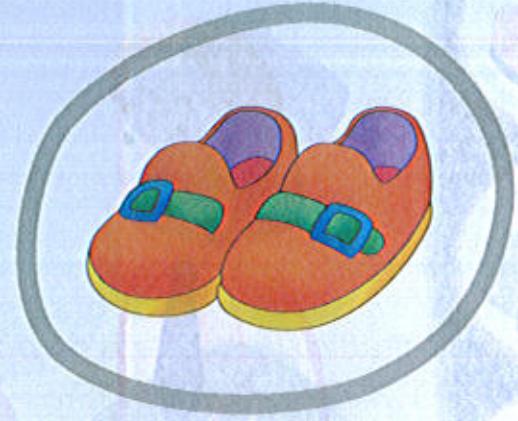
My Clothes

Listen and point. Say.





Listen, point, and say. Trace. Find other clothes. Trace the triangles. Find other clothes.





Paste and say. and color.



The Red T-Shirt



Thank you,
Mother!



You're
welcome.

© Pearson Education, Inc. All rights reserved.



Look, Mother!
I want a T-shirt!



OK! Let's go in.





Hello! What do you want?



I want a red T-shirt, please.

Color the clothes and say.

Be Helpful



Application: Do What's Right

Unit 6
71

My T-Shirt

Draw and paste.





Play and say. Stick.

Unit 6
GOOD
JOB!



Assessment

Unit 6
73



Paste and say.



A Party



Good-bye,
Alex!
Thank you!



You're
welcome!

© Pearson Education, Inc. All rights reserved.



Hello! Let's have a party.





دهخدا
موسسه زبان دهخدا
dekhodaedu.com



Look, pizza! Lemonade!



I like pizza!



I like lemonade!




Paste paper on the frame.

Take Turns



My Pizza

Draw and paste.



 **Play and say. Stick.**

Unit 7
**GOOD
JOB!**




Assessment

Unit 7
85

8



Around My Home

Listen and point. Say.






Listen, point, and say. Trace.





Presentation: swings, slide, tricycle, park, apartments, store



Trace the rectangles. Find others.





 Match and say.






Stick and color.





Draw a path. Say.



Practice: action/neighborhood places






Paste and say.






 Thank you, Mother.
We like the park.


© Pearson Education, Inc. All rights reserved.



 Let's go to
the park.


 Yes!
Yes!




 I like the slide.

 Whee!



 Let's go to the swings!

 Yes! I like swings!

TOYS

FOOD

Be Friendly




Trace and say "Hello."



دهخدا

موسسه زبان دهخدا
dehkhodaedu.com





Application: Do What's Right

Unit 8
95

Our Playground Picture

Draw and paste.



2010 NOV 07 10:00 AM



Play and say. Stick.

Unit 8
GOOD
JOB!




Unit 8
97

Assessment

9 Nature Around Us





Listen and point. Say.





Listen, point, and say. Trace.

Trace and say.





Presentation: tree, grass, sun, flower, bugs, dirt



Trace and say.

Listen, point, and say. Trace.





Trace and say. Paste paper.

Stick and color.

black

white



دهخدا

موسسه زبان دهخدا
dekhodaedu.com



Unit 9

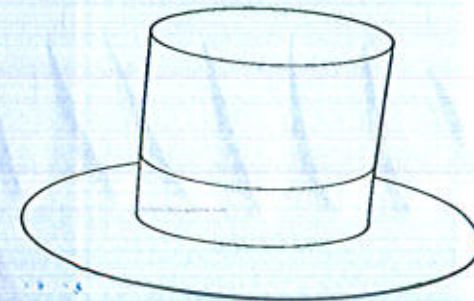

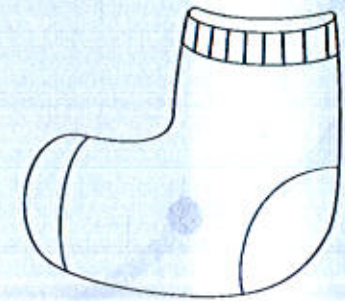

101

Practice: things in nature




Stick and color.

Trace and say. Paste paper.





Paste and say.



Trace the lines. Say.





 **It's a ladybug!**




 **I like ladybugs!**


 **Wow!**


The Ladybug



 Good-bye.





 Look!

 What's that?

© Pearson Education, Inc. All rights reserved.

My Ladybug

Color and paste.



Draw more grass and flowers.

Enjoy Nature



موسسه زبان دهخدا
dehkhodaedu.com

Point and say. Stick.

Unit 9
GOOD
JOB!



Assessment

Unit 9
109






Pockets 1 Second Edition Punchouts

Unit 1
Page 8



Unit 2
Page 20





**Pockets 1
Second Edition
Punchouts**

**Unit 3
Page 32**




**Unit 4
Page 44**





Pockets 1 Second Edition Punchouts

Unit 5
Page 56



Unit 6
Page 68



Unit 7
Page 80

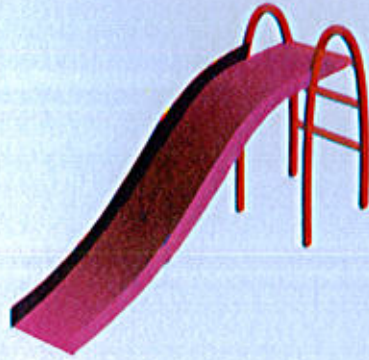


موسسه زبان دهخدا
dehkhodaedu.com



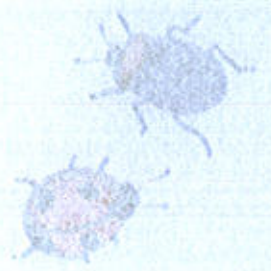

Pockets 1 Second Edition Punchouts

Unit 8
Page 92




Unit 9
Page 104





Pockets 1, Second Edition – Stickers

Unit 1 Page 6



Unit 2 Page 18



Unit 3 Page 30



Unit 6 Page 66





Unit 5 Page 54



Unit 7 Page 78




Unit 8 Page 90



Unit 4 Page 22

Pockets 1, Second Edition – Stickers

Unit 9
Page 102



"Good Job!" Stickers



Pockets 1

Second Edition



Reach into *Pockets, Second Edition*, for a happy, productive English classroom! This popular four-level course for children aged two to five features an easy-to-use, five-step pedagogy that supports language acquisition and skills development.

New to the second edition

- fun hands-on projects
- a values curriculum
- more math content
- dialogue-enhanced assessments
- photographs for a real-life connection
- student CD-ROMs
- new songs and chants
- a Reading and Writing Workbook with Teacher's Notes
- a new level for two-year-olds



Pockets Companion Website
<http://www.pearsonlongman.com/pockets>

Components

- Student Book with CD-ROM (Levels 2 and 3)
- Workbook with Songs and Chants CD
- Reading and Writing Workbook (one for program)
- Interleaved Teacher's Edition
- Class Audio CD
- Large-format Picture Cards
- Large-format Posters
- Teacher's Bonus Pocket (one for program)
- Mascot Puppet
- Video (DVD) with Guide
- Big Book with Teacher's Notes
- Companion Website



موسسه زبان دهخدا
dehkhodaedu.com



After *Pockets*,
move on to *Backpack!*

