



# NEW BIG

# FUN

## Workbook

Mario Herrera  
Barbara Hojel





**NEW**  
**BIG**  
**FUN**  
**WORKBOOK**



**Mario Herrera**  
**Barbara Hojel**

**New Big Fun  
Workbook 3 with Audio CD  
Pearson Education Limited**

KAO Two, KAO Park, Hockham Way, Harlow, CM17 9SR. England and Associated Companies throughout the world.  
www.English.com  
© Pearson Education Limited 2018

Authorized Adaptation from the U.S. edition, entitled Big Fun, 1st Edition, by Mario Herrera and Barbara Hojel, published by Pearson Education Inc, © 2014 by Pearson Education, Inc.  
The right of Mario Herrera and Barbara Hojel to be identified as authors of this Work has been asserted by them in accordance with the Copyright, Designs and Patents Act 1988.  
All rights reserved; no part of this publication may be reproduced, stored in a retrieval system, or transmitted in any form or by any means, electronic, mechanical, photocopying, recording, or otherwise without the prior written permission of the Publishers

First published 2018

ISBN: 978-1-292-26575-9

Set in Gill Sans Infant Std, Avenir LT Pro, ITC Avant Garde Gothic Std, Banco ITC Font

Printed in China (SWTC/02)

**Text composition:** Isabel Arnaud  
**Illustration credits:** A Corazón Abierto, Javier Montiel

**PEARSON ELT ON THE WEB**

**PearsonELT.com** offers a wide range of classroom resources and professional development materials. Access course-specific websites, product information, and Pearson offices around the world.  
Visit us at [www.pearsonELT.com](http://www.pearsonELT.com).






# CONTENTS

<b>1 At School</b> .....	1	<b>6 Our Things</b> .....	51
<b>2 Feelings</b> .....	11	<b>7 Animals</b> .....	61
<b>3 Home</b> .....	21	<b>8 Places</b> .....	71
<b>4 Recycle</b> .....	31	<b>9 Show Time!</b> .....	81
<b>5 Eating Out</b> .....	41		




# NEW BIG FUN Song



Chorus  
→

*From the sky to the ground  
And all the way around—  
We can have big fun!  
If there's rain, if there's sun,  
Let's play with everyone.  
We can have big, big fun!*



Take a walk outside.  
Our world is big and wide.  
There are flowers and trees  
And yellow bumblebees.  
Buzz, buzz, buzz!

*(Chorus)*

Join your hands with me.  
Let's see what we can see!  
Then take a closer look.  
We'll learn beyond our book.  
Look, oh, look!

*(Chorus)*




# AT SCHOOL


What is wrong? Find and circle. 



Draw the English teacher and the principal.



Look and match.





Vocabulary Practice: gym teacher, janitor, gatekeeper



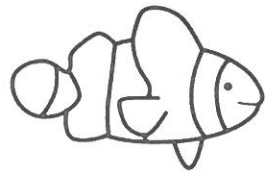





✂ Cut out and paste. Draw yourself and color.




Look and circle the correct letter. Trace and draw.




a **f**




a m




s m




f m




F f




A a



S s







M m



# VALUES



Look, trace, and draw a happy face or a sad face.





Listen and point. Listen again, match, and trace the numbers.

# Who Is She?





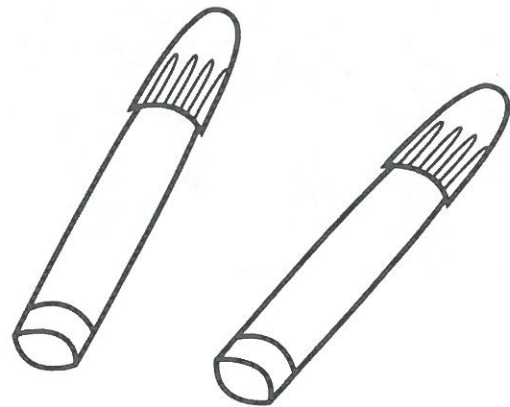
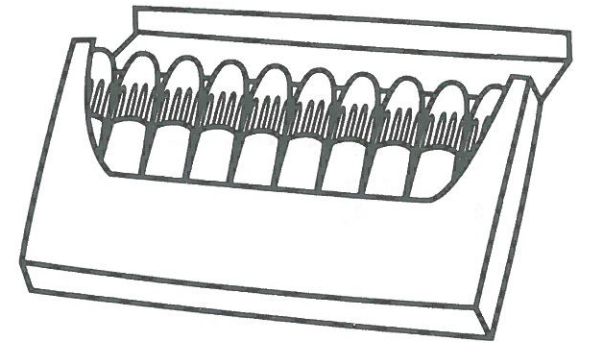
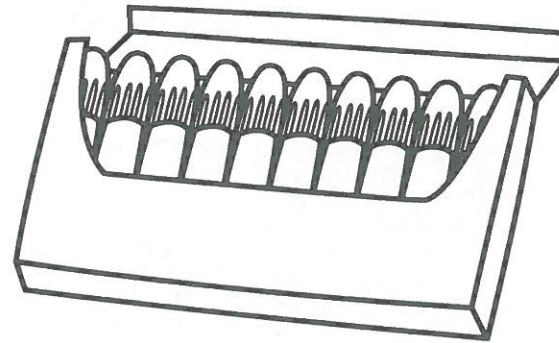
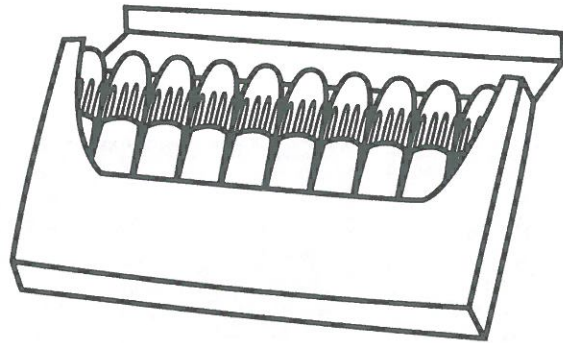
1

2

3

4

Count, draw, and trace. Color.









12

17

19


What does each animal make? Look and match. Color.



# AT SCHOOL





Draw people at school.



# 2





# FEELINGS

What is wrong? Find and circle. 









Look and color the matching face.




Look and match.




Trace and draw actions that make Mom mad and happy.




Look and circle the correct letter. Trace and draw.



l t







p l




e t




e p






**VALUES**

**Who is staying healthy? Color the frame. Draw.**




**How do you stay healthy?** 



Cut out, listen, and paste.


# Are You Okay?




1



2



3




4



NEW BIG FUN  
 NEW BIG FUN  
 NEW BIG FUN  
 NEW BIG FUN  
 NEW BIG FUN  
 NEW BIG FUN  
 NEW BIG FUN  
 NEW BIG FUN

Color the faces and count. Trace the number.




23

27

29

Look and circle the parts of the animals' bodies that protect them.





# FEELINGS


Draw your feelings.





# 3

# HOME


What is wrong? Find and circle. 



Where are the family members? Look and match.

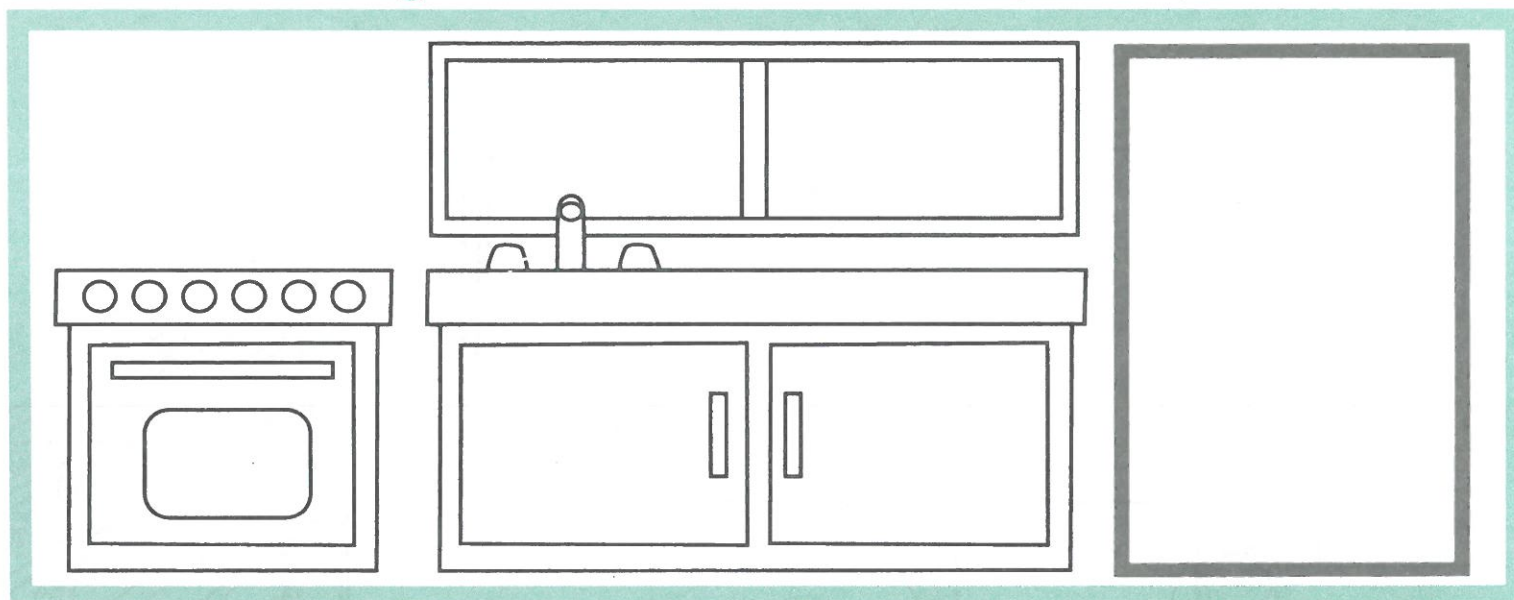


✂ Cut out and paste. Say.



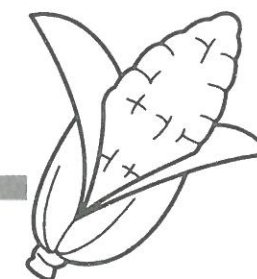
NEW  
BIG  
FUN  
NEW  
BIG  
FUN  
NEW  
BIG  
FUN  
NEW  
BIG  
FUN  
NEW  
BIG  
FUN  
NEW  
BIG  
FUN  
NEW  
BIG  
FUN  
NEW  
BIG  
FUN  
NEW  
BIG  
FUN

What is missing in each room? Trace, draw, and color.




Trace and match.

C n  
N g  
I c  
G i



**VALUES**

Are they respecting differences? Complete the face.  
Trace and read the sentences.






It is a  .

It is a  .

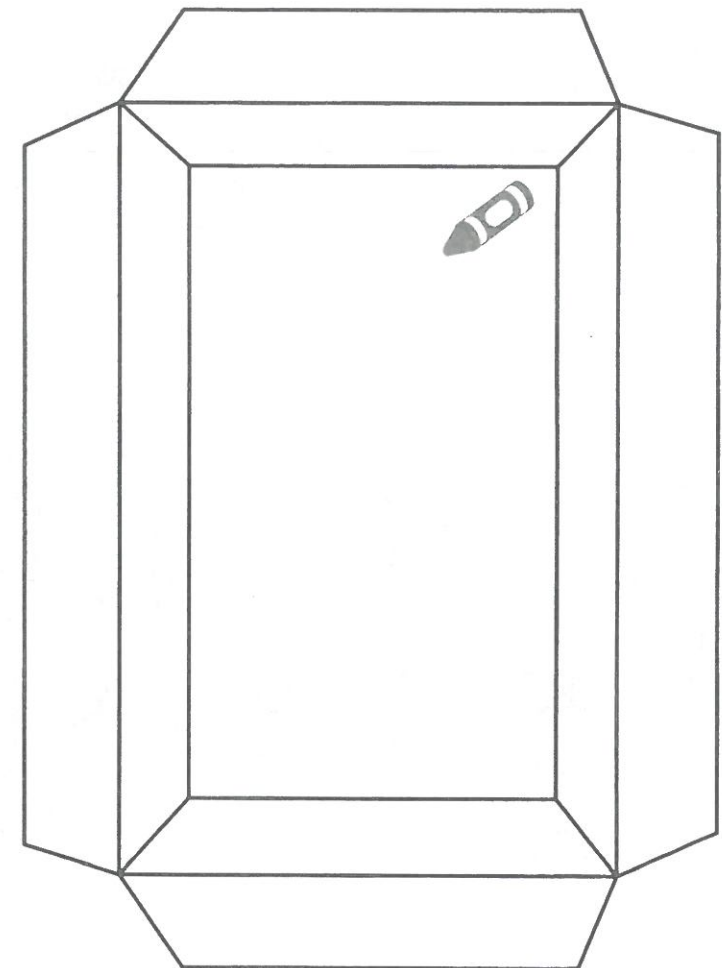


Look and listen. Draw someone hiding in the box and say.

# Where Is Meg?




Where is ... ?






**Circle the sets of ten, count and write.**

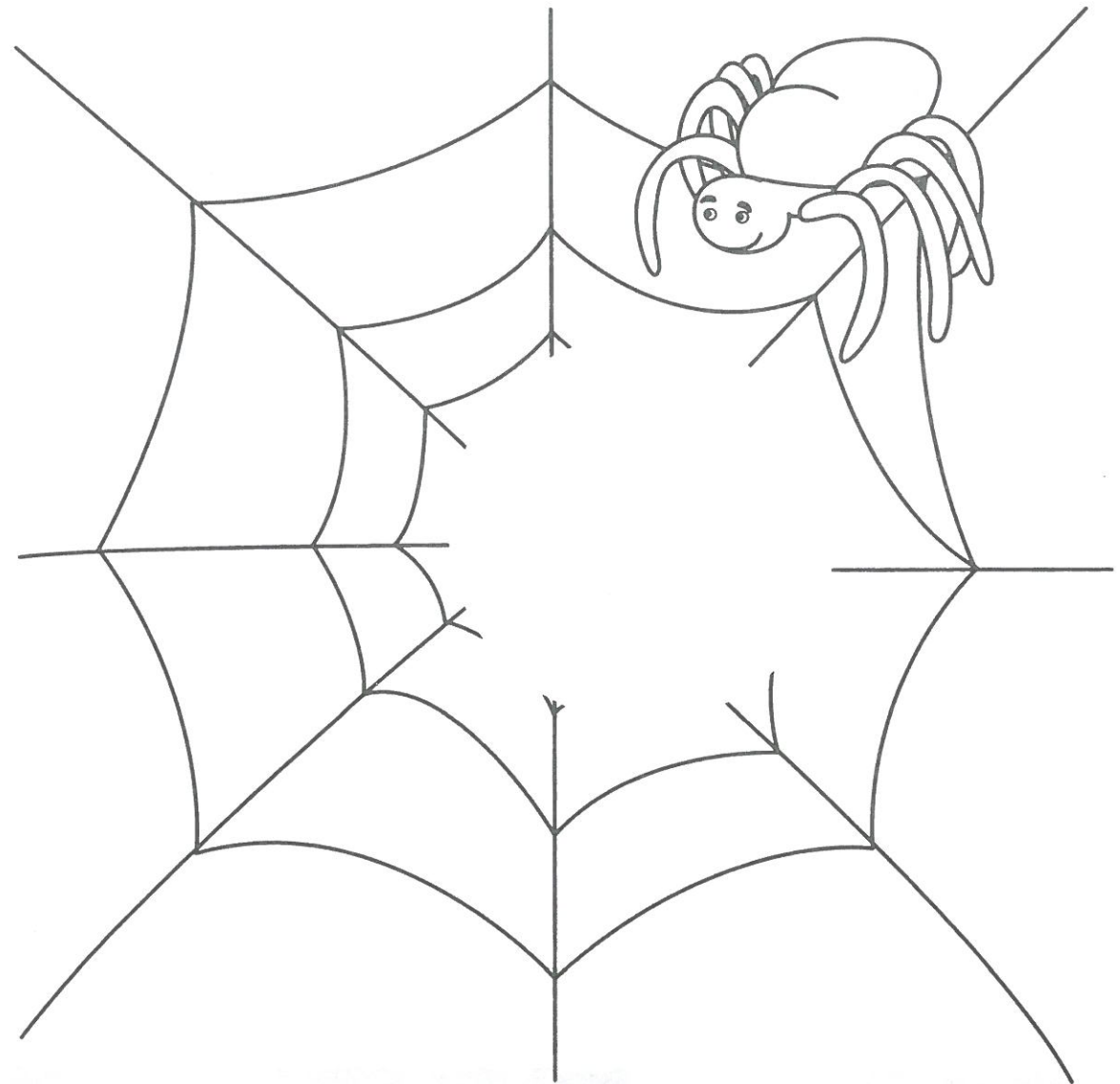
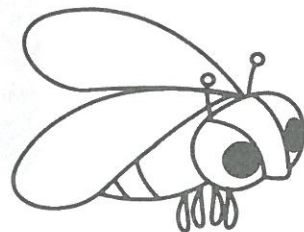




35




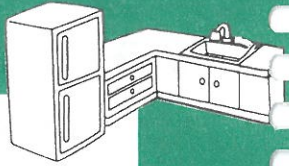

39

**What is for dinner? Circle an insect and draw it in the spider's web.**



# HOME


Draw your favorite place at home.




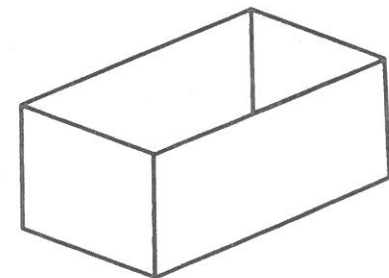
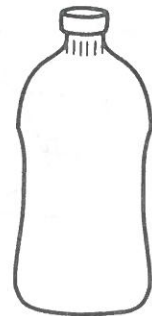
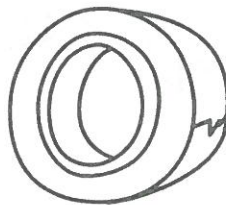
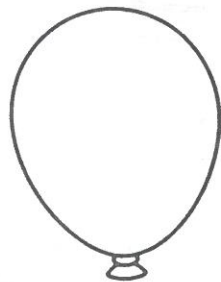
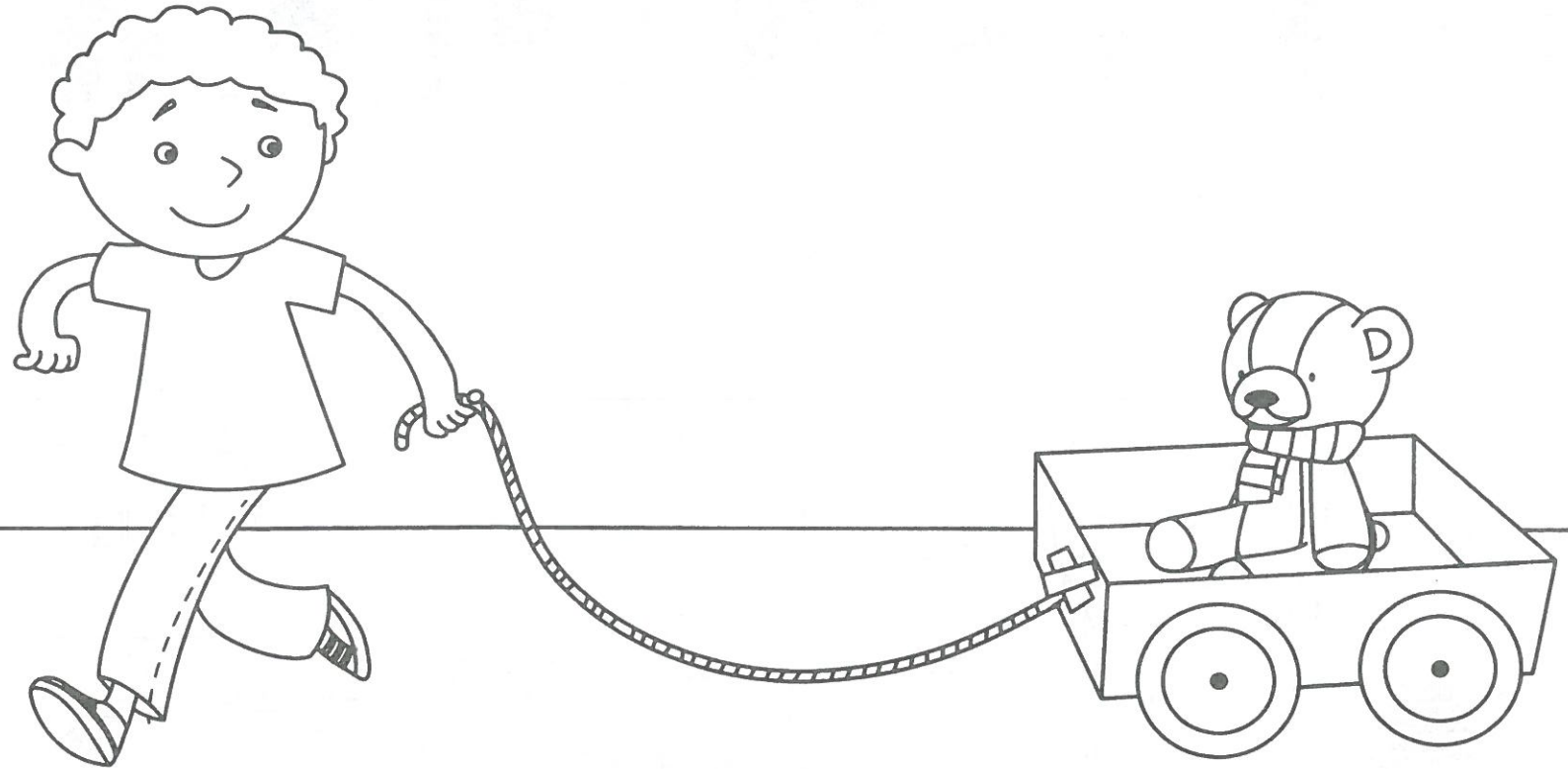
4

# RECYCLE


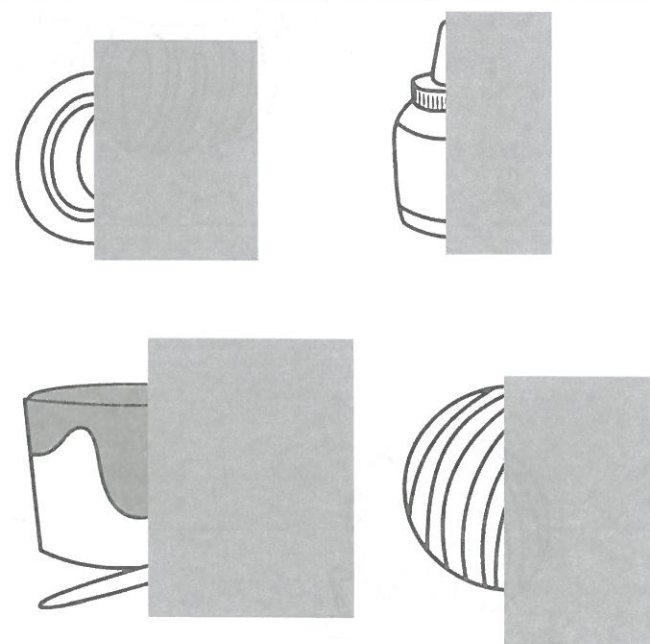
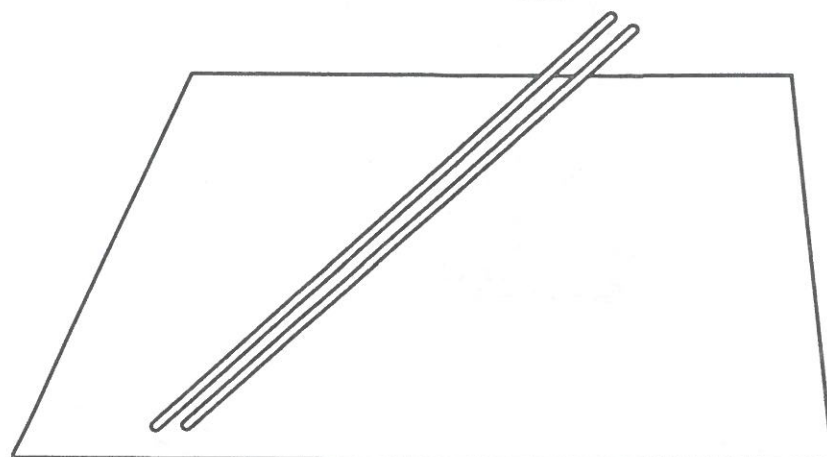

What is wrong? Find and circle. 



What do you need to make a wagon? Look and circle or cross out.

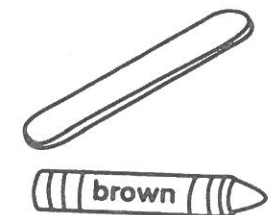
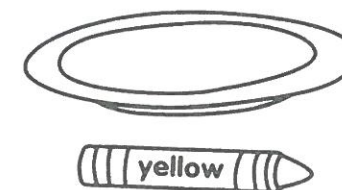




✂ **What do you need to make a kite?**  
**Cut out and paste.**



NEW  
BIG  
FUN  
NEW  
BIG  
FUN  
NEW  
BIG  
FUN  
NEW  
BIG  
FUN  
NEW  
BIG  
FUN  
NEW  
BIG  
FUN  
NEW  
BIG  
FUN

Look and color the crayons and the lion mask.



Trace and write. Trace, read, and circle. Trace, read, and draw.

H

R

B

O

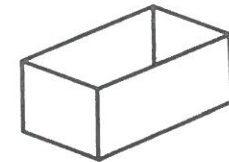
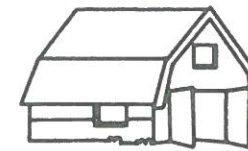
h

r

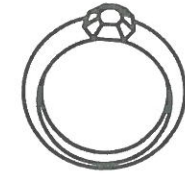
b

o


It is a box.




It is a ring.



It is a hat.










# VALUES

Is he being wasteful? Draw a happy or a sad face. Then draw yourself and complete the face.





What about you?






Look and listen. Color what they need to make a tent.

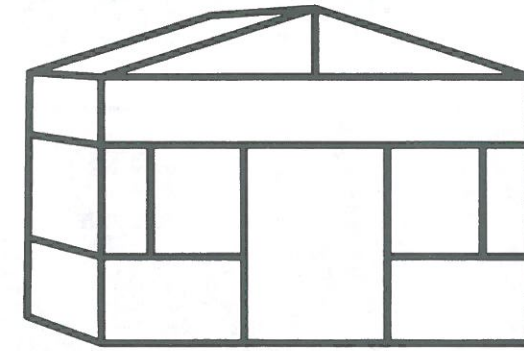
# We Need Books!



Circle the houses and draw the missing boxes. Color.

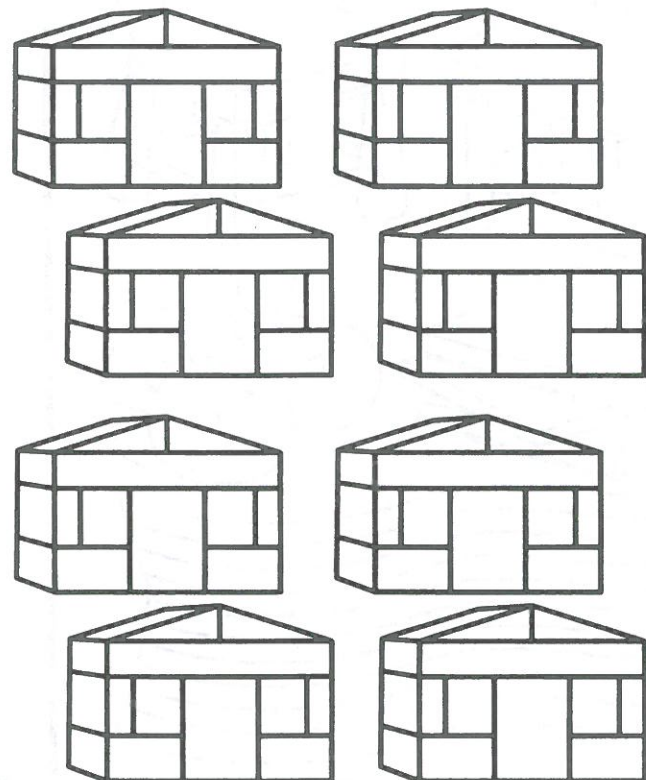


=




=

10



=


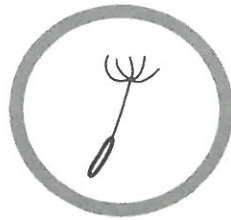
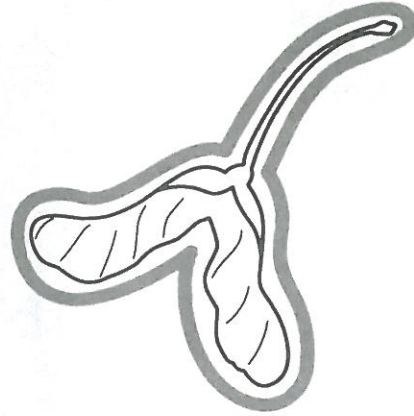
43



=

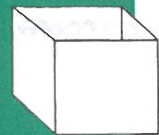

48

Trace around the flying seeds. Match and color.



# RECYCLE

Draw how you recycle.





# 5

# EATING OUT

What is wrong? Find and circle. 



What is each person missing? Look and match.



✂ Cut out and paste. Color.



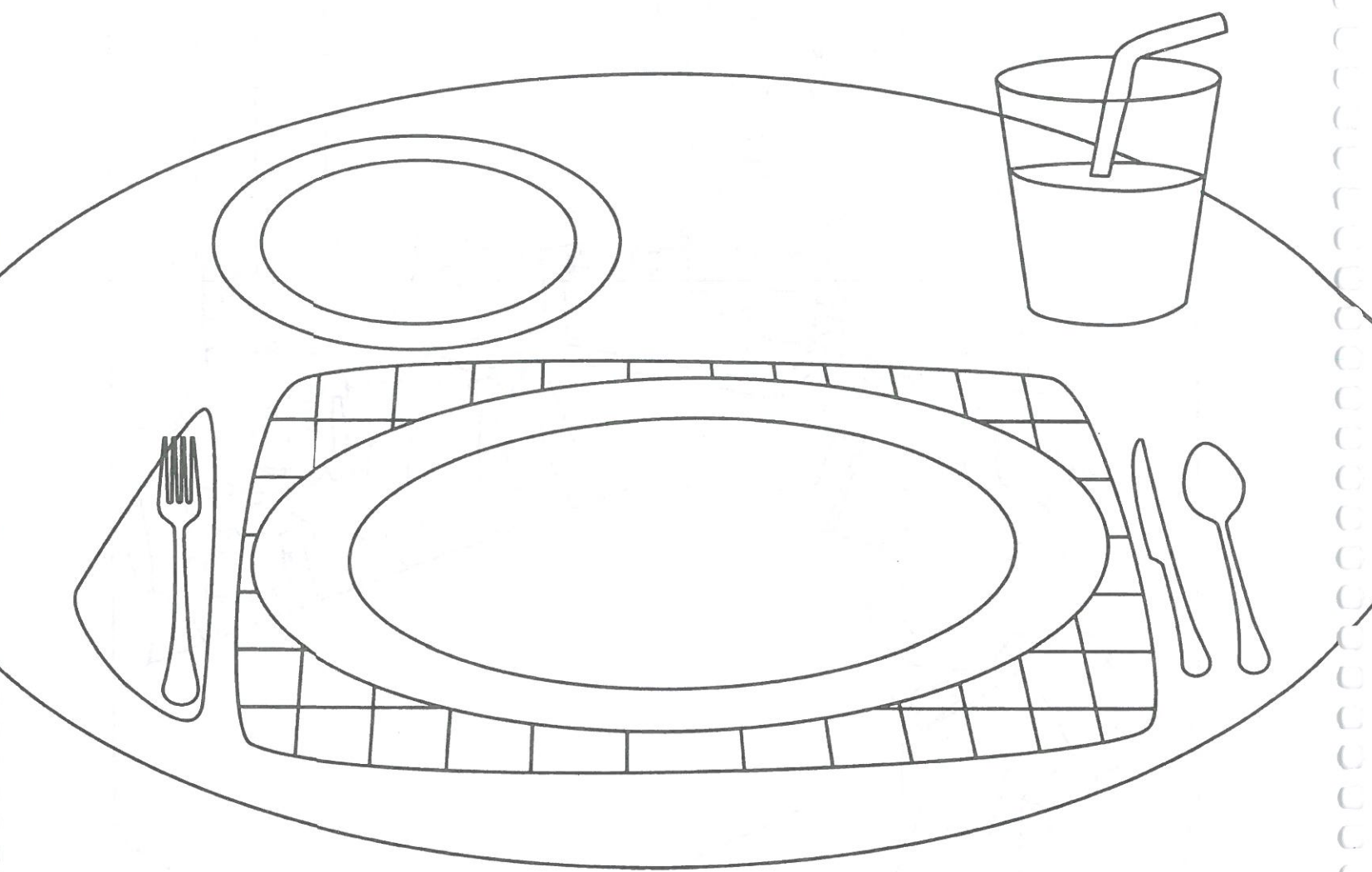
Vocabulary Practice: pizza, ice cream, cake, spaghetti





NEW  
BIG  
FUN  
NEW  
BIG  
FUN  
NEW  
BIG  
FUN  
NEW  
BIG  
FUN  
NEW  
BIG  
FUN  
NEW  
BIG  
FUN  
NEW  
BIG  
FUN

What do you want to eat and drink? Draw and say.



Trace and match. Trace, write, and read.

K

D

U

J


j

d

k

u

It is a \_\_\_uck.




It is a \_\_\_acket.





**VALUES**

**Who is helping others? Color the frame. Draw.**






**What about you?**

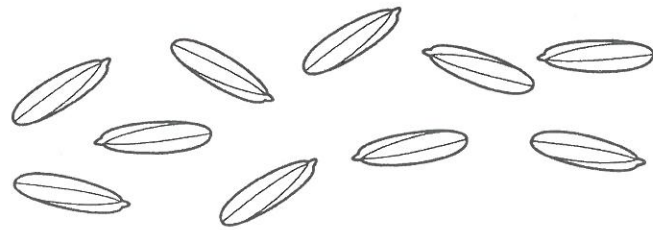


Look and listen. Color the food that Grandma orders.


# Lunch with Grandma




Count the seeds, trace and color.



=




= 10



=

53


50



=

60

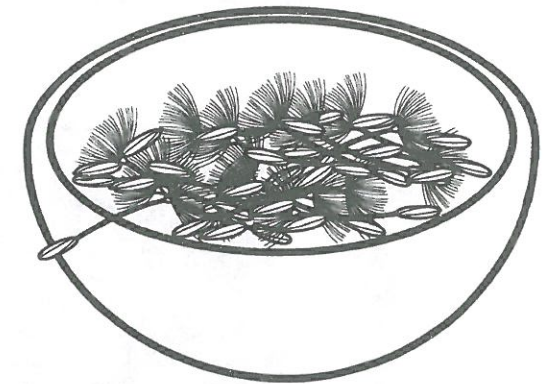
65



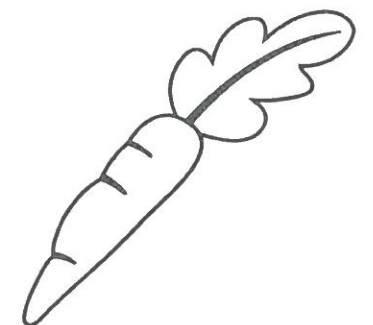
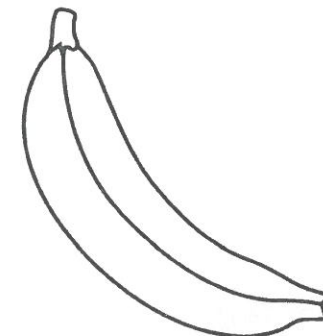
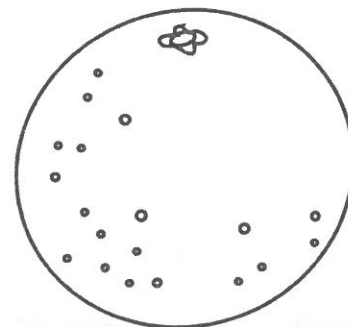
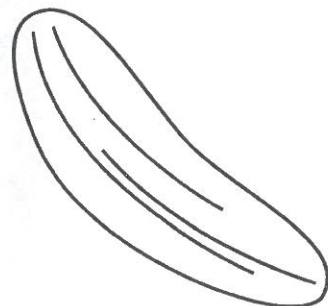
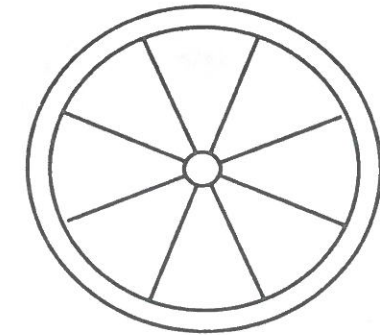
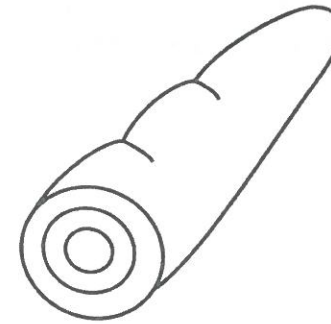
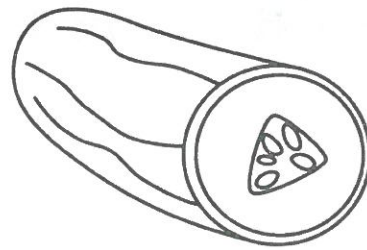

=

69

67




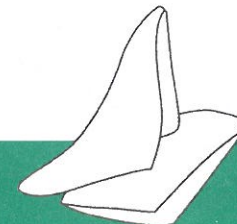
Look at the patterns in the fruit and vegetables. Match.





# EATING OUT

Draw your favorite restaurant.



# 6


# OUR THINGS

What is wrong? Find and circle. 







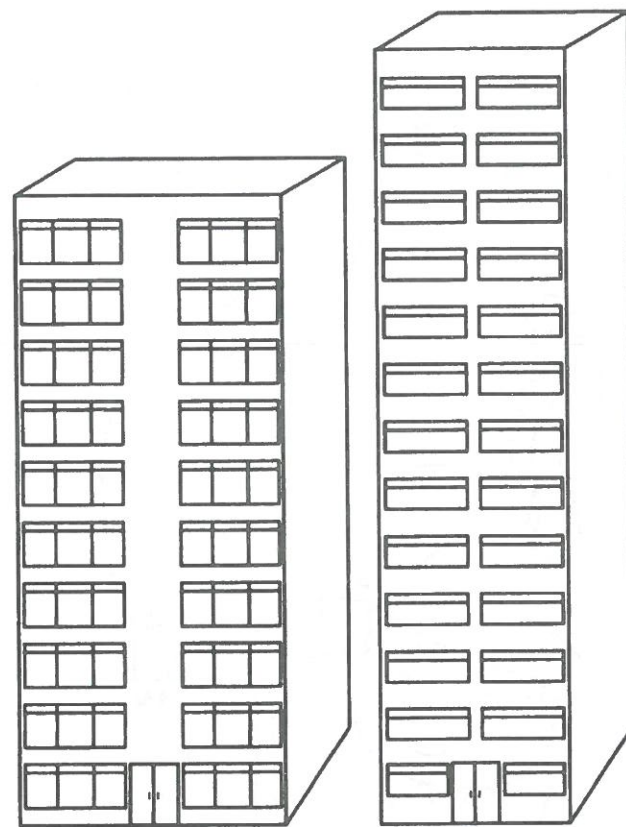
What is each person missing? Look and match.



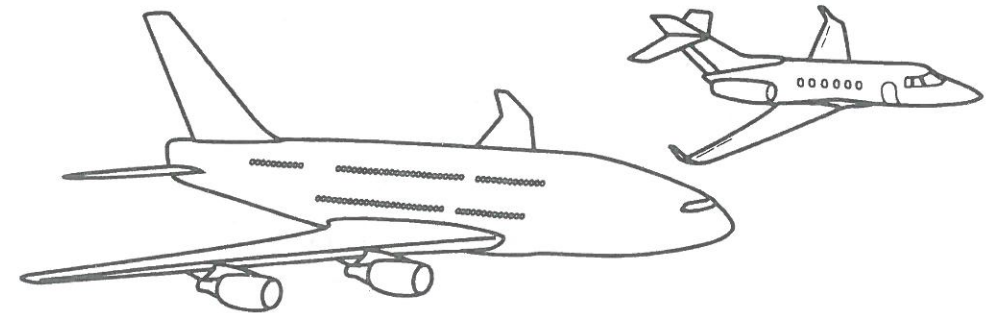
Look and circle the differences.



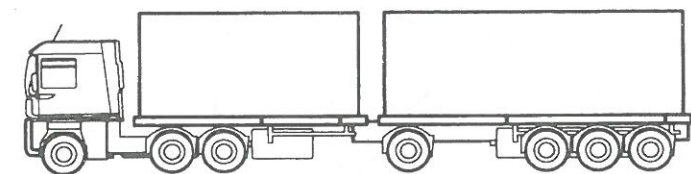
Trace, read, and color the corresponding item.



taller



bigger



longer



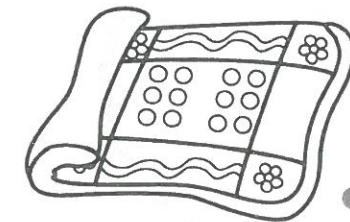
Trace and match. Then trace, read, and color.

Q Y V W  
y q w v

It is a red






It is a yellow



VALUES

Is she being neat? Look and draw a happy or a sad face. Then draw yourself and complete the face.





Cut out, listen, and paste.


# At the Store




1




2



3



4




NEW  
BIG  
FUN  
NEW  
BIG  
FUN  
NEW  
BIG  
FUN  
NEW  
BIG  
FUN  
NEW  
BIG  
FUN  
NEW  
BIG  
FUN  
NEW  
BIG  
FUN  
NEW  
BIG  
FUN  
NEW  
BIG  
FUN  
NEW  
BIG  
FUN

Complete the number line. Count and answer.

70 71 \_\_\_ 73 74 75 \_\_\_ 77 \_\_\_ 79


80 \_\_\_ 82 83 \_\_\_ 85 86 \_\_\_ 88 89



How many beads? \_\_\_\_\_



Look and color by number.





- 1  brown
- 2  green
- 3  blue
- 4  orange



# OUR THINGS


Draw your favorite things.




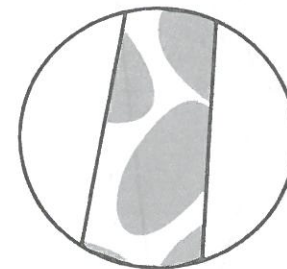

7

# ANIMALS


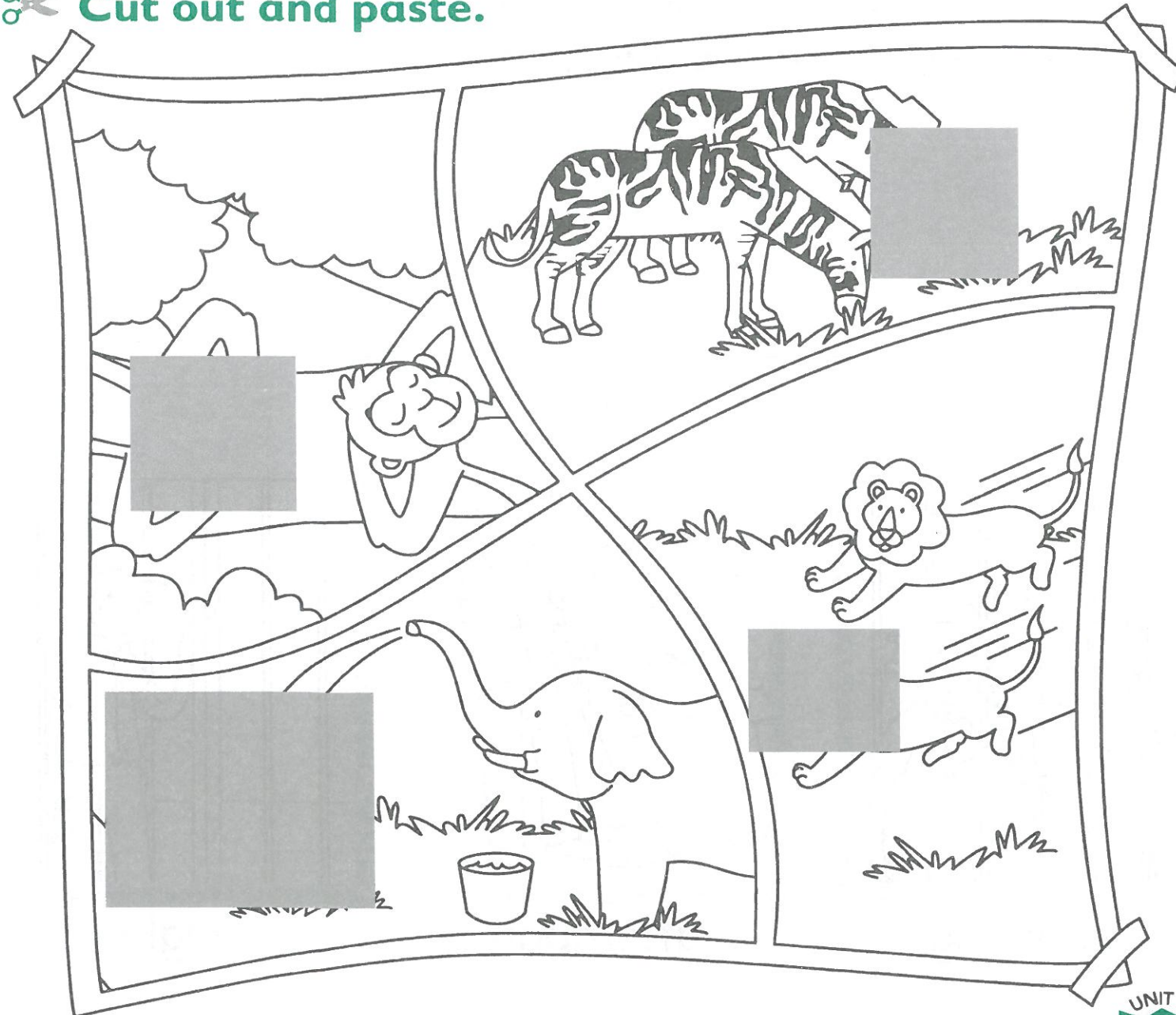
What is wrong? Find and circle. 🐞



Look and match.



✂ **Cut out and paste.**




Vocabulary Practice: *monkeys, zebras, elephants, lions; sleeping, eating, playing, running*




NEW BIG FUN  
NEW BIG FUN  
NEW BIG FUN  
NEW BIG FUN  
NEW BIG FUN  
NEW BIG FUN  
NEW BIG FUN  
NEW BIG FUN  
NEW BIG FUN  
NEW BIG FUN

Look and draw the morning, afternoon, and night sky.  
Then say what the zookeeper does.



morning



afternoon



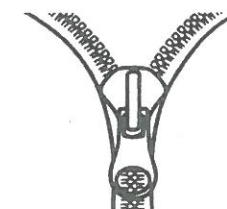

night

Trace and write. Trace, read, and circle.





X x Z z



I see a zebra.



I see an ox.





I see a zoo.



**VALUES**

**Who is working as a team? Color the frame. Draw.**






**How do you and your friends work as a team?**



Look and listen. Draw what they see at the zoo.

# At the Zoo




What do they see at the zoo?







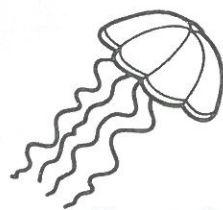
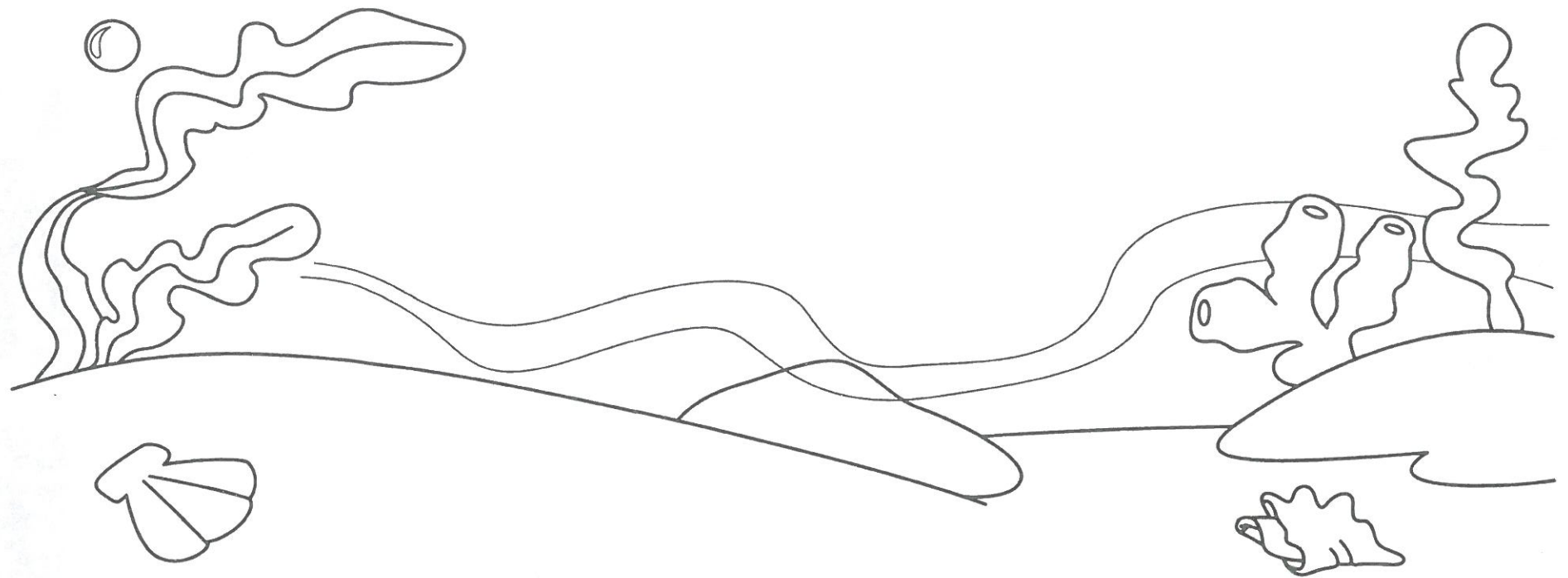
Blank area for drawing.





Connect the dots in number order. Name the animals.



**Circle the animals and plants that live underwater.  
Then draw more animals and plants and color.**






# ANIMALS




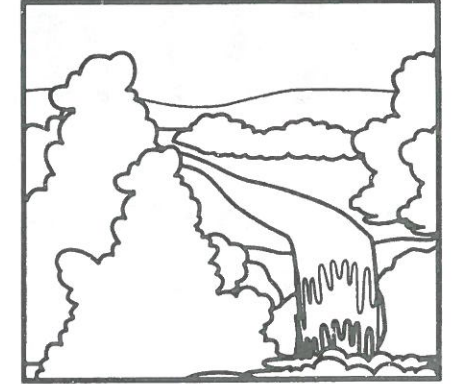


# 8

# PLACES





What is wrong? Find and circle.



Where do you want to go? Circle. Then draw yourself in that place.



✂ Cut out and paste.



NEW  
BIG  
FUN  
NEW  
BIG  
FUN  
NEW  
BIG  
FUN  
NEW  
BIG  
FUN  
NEW  
BIG  
FUN  
NEW  
BIG  
FUN

Trace, read, and match.

1 \_\_\_\_\_ first



2 \_\_\_\_\_ then



3 \_\_\_\_\_ last



Trace and read. Look and number.

1. I see a big  
bird in a boat.






2. I see a big  
bear in a tent.





# VALUES





Is he sharing? Look and draw a happy or a sad face. Then draw yourself and complete the face.




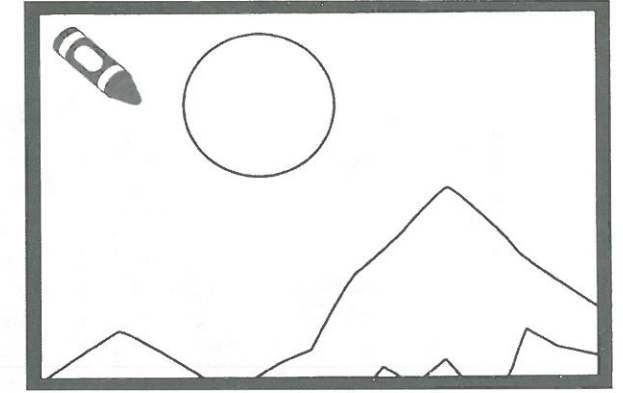




Look and listen. Color the animals that they see.


# Camping




Color the sky and write the time.



7 o'clock




12 o'clock



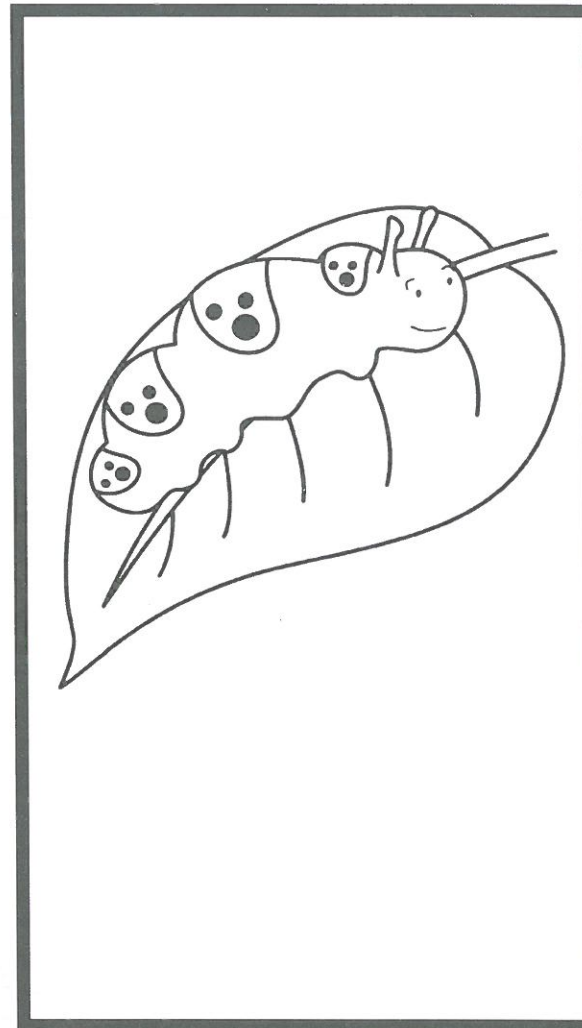
8 o'clock

Trace, read, and color. Draw.


first



then



last



# PLACES

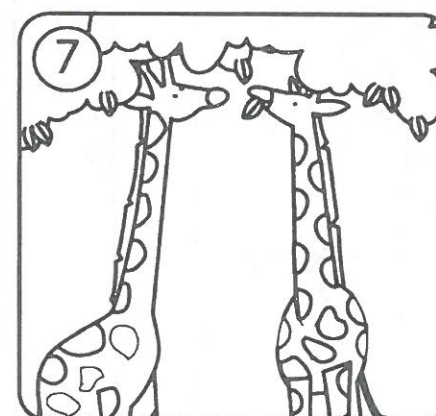




Draw yourself on vacation doing your favorite activity.



# 9



# SHOW TIME!

Look and review.




Review Units 1–8: music teacher, sleepy, bedroom/bed, paper plate/stick/string, cake, hat/necklace, giraffes/eating, lake/fishing

## Unit 1: Look and say. Who are they? What do they do?




**Unit 2: Are you OK? Spin a crayon and say.**






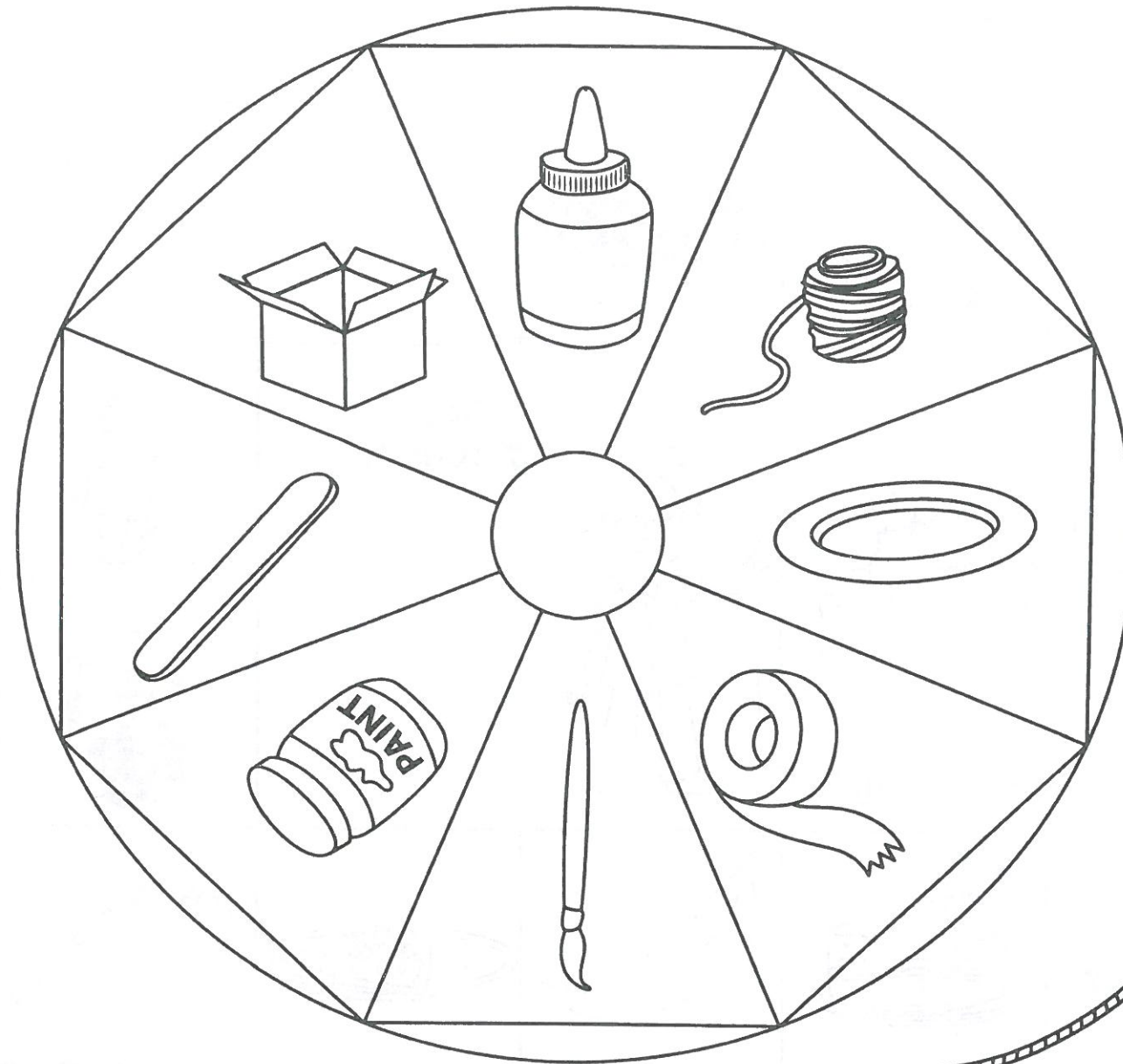
**Unit 3: Name the places in the house. What are the boy and his cat doing?**










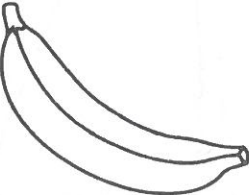

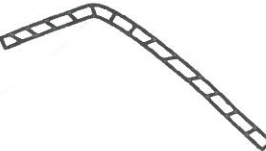
دهخدا  
موسسه زبان دهخدا  
dekhodaedu.com




**Unit 4: Do you need... ? Spin a crayon and say.**




**Unit 5: Play the Restaurant Game. Ask politely for the items on the game board.**

START					
					
FINISH					
					


**Unit 6: Where is the... ? Circle and say.**



**Unit 7: Draw your path through the zoo. What do you see?  
What are the animals doing? Look and say.**



**Unit 8: Where do you want to go? What can you do there?**  
**Point and say.**



## Workbook Audio CD

### NEW BIG FUN WORKBOOK 3 Audio CD

TRACK	ACTIVITY
1	Copyright information
2	"Big Fun Theme Song"

#### Little Books

3	Unit 1 <i>Who Is She?</i>
4	Unit 2 <i>Are You OK?</i>
5	Unit 3 <i>Where Is Meg?</i>
6	Unit 4 <i>We Need Books!</i>
7	Unit 5 <i>Lunch with Grandma</i>
8	Unit 6 <i>At the Store</i>
9	Unit 7 <i>At the Zoo</i>
10	Unit 8 <i>Camping</i>

#### Songs and Chants

##### Unit 1: At School

11	"Good Morning Song"
12	"How Many Days?"
13	"Let's Have Fun"
14	"We Have Finished Chant"
15	"Good-bye Song"
16	Target Song "People at School"
17	"Values Are Important" (Part 1)
18	"Counting to 19 Chant"
19	"Amazing Nature"

##### Unit 2: Feelings

20	Target Song "My Feelings"
21	"Feelings Song"
22	"Let's Wiggle!"
23	"Twenties Family Chant"
24	"Shape Song"

##### Unit 3: Home

25	Target Song "My House"
26	"Let's Make Letters!"
27	"Thirties Family Chant"
28	"Spider Web Song"

##### Unit 4: Recycle

29	"Months of the Year"
30	Target Song "Recycling"
31	"Forties Family Chant"
32	"Seeds Can Travel"

##### Unit 5: Eating Out

33	"At the Restaurant"
34	Target Song "Eating Out"
35	"Values Are Important" (Part 2)

##### Unit 6: Our Things

36	"Five Fingers"
37	Target Song "My Things"
38	"My Crayon Box"
39	"Amazing Peacock"

##### Unit 7: Animals


40	Target Song "Animals Everywhere"
41	"Values Are Important" (Part 3)
42	"I Can Count by Tens"

##### Unit 8: Places


43	Target Song "Places"
44	"Weather Song"
45	"Caterpillars and Butterflies"

##### Unit 9: Show Time!

46	"Show Time"
----	-------------



has finished *New Big Fun Workbook 3!*









# NEW BIG FUN

3

## WORKBOOK



**Share in your students' success.  
Watch them enjoy learning  
English and new skills.**

**New Big Fun** prepares students for a natural and positive experience with language:

- **Communication:** because young children like to express their interests and ideas
- **CLIL:** because young children are learning English and so much more
- **21st Century Skills:** because young children need to be prepared for the world that awaits them
- **Assessment for Learning:** because awareness and confidence lead to success.

ISBN 978-1-292-26575-9



9 781292 265759 >

Visit us at [www.english.com/bigfun](http://www.english.com/bigfun)  
dekhodaedu.com



موسسه زبان دهخدا  
dekhodaedu.com