


2nd Edition

# Family and Friends

Starter  
Workbook

دهخدا

موسسه زبان دهخدا  
dekhodaedu.com



OXFORD

Naomi Simmons



# Contents

<b>Starter Unit</b> Hello!	4
<b>Unit 1</b> What colour is it?	10
<b>Unit 2</b> What's this?	16
<b>Unit 3</b> Is it a plane?	22
<b>Values Time! 1</b> Be polite	28
<b>Review 1</b>	30
<b>Unit 4</b> This is my mum!	32
<b>Unit 5</b> He's happy!	38
<b>Unit 6</b> They're bears!	44
<b>Values Time! 2</b> Share with others	50
<b>Review 2</b>	52
<b>Unit 7</b> Are they teachers?	54
<b>Unit 8</b> I've got a shirt!	60
<b>Unit 9</b> I like plums!	66
<b>Values Time! 3</b> Be kind to animals	72
<b>Review 3</b>	74
<b>Review game!</b>	76
<b>Handwriting</b>	78





## Lesson One Words

### 1 Look and trace.



### 2 Point and say.

Hello, Tim.



1 Look and match.




2 Point and say.

What's your name? I'm Rosy.




## Lesson Three Sounds and letters

### 1 Trace.



### 2 Trace and write the letter Aa.



### 3 Trace the letters on the words.



Annie



apple

### 4 Find and colour the letter Aa.

Aa Bb Cc Dd Ee  
Ff Gg Hh Ii



1 Trace and write the numbers.

Tracing practice for numbers 1 and 2 on a three-line grid. The first row shows a solid number 1 with a downward arrow and a dotted number 1 with a starting dot. The second row shows a solid number 2 with a curved arrow and a dotted number 2 with a starting dot.

2 Look at the numbers and draw.

Three drawing boxes for activity 2:

- (a) A box with a '2' in a rounded square on the left and two dotted circles with a starting dot at the top.
- (b) A box with a '1' in a rounded square on the left and an empty space for drawing.
- (c) A box with a '2' in a rounded square on the left and an empty space for drawing.



3 Colour the numbers 1 and 2.

1 2 3 4 5 6 7 8 9 10




## Lesson Five Sounds and letters

### 1 Trace.



### 2 Trace and write the letter Bb.



### 3 Trace the letters on the words.



boy



bat

### 4 Find and colour the letter Bb.

Aa Bb Cc Dd Ee  
Ff Gg Hh Ii



1 Finish the picture. Trace.



2 Point and say.

I'm Billy.

Goodbye.


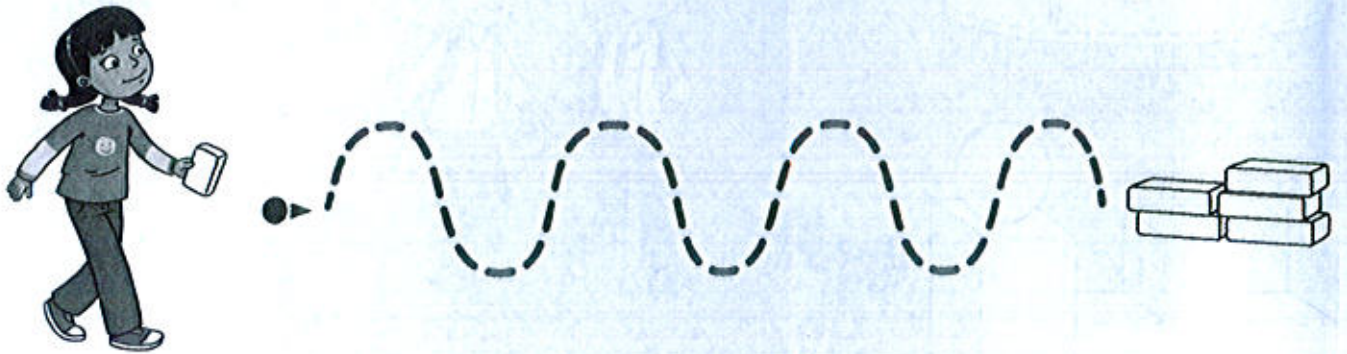
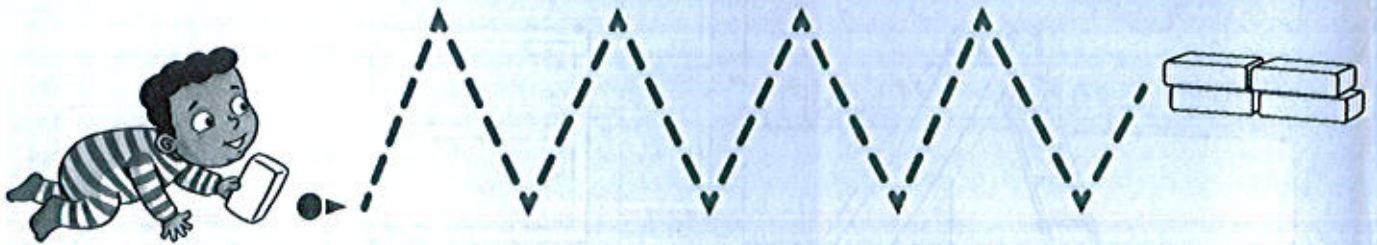


# 1

# What colour is it?

## Lesson One Words

### 1 Trace and colour.


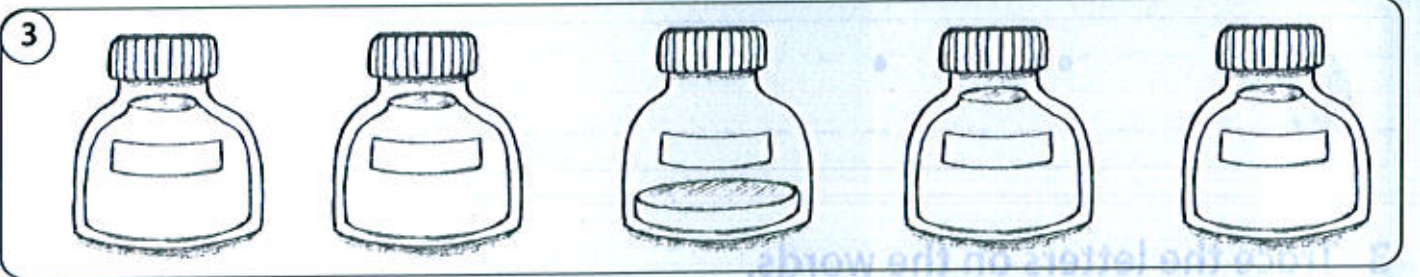
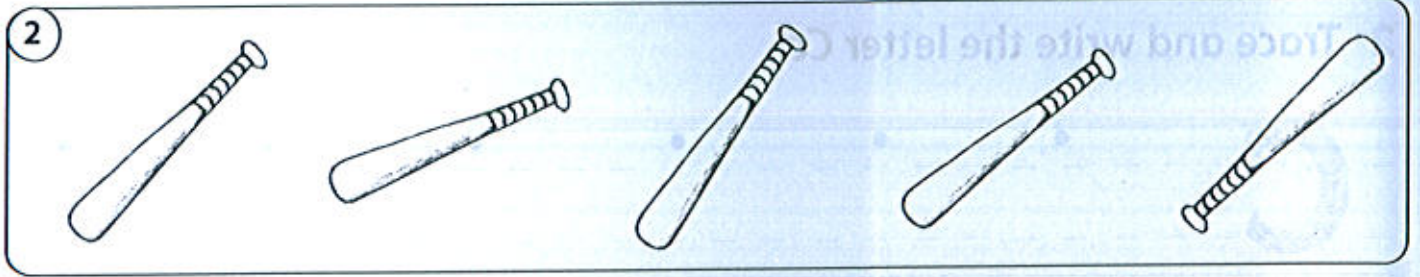
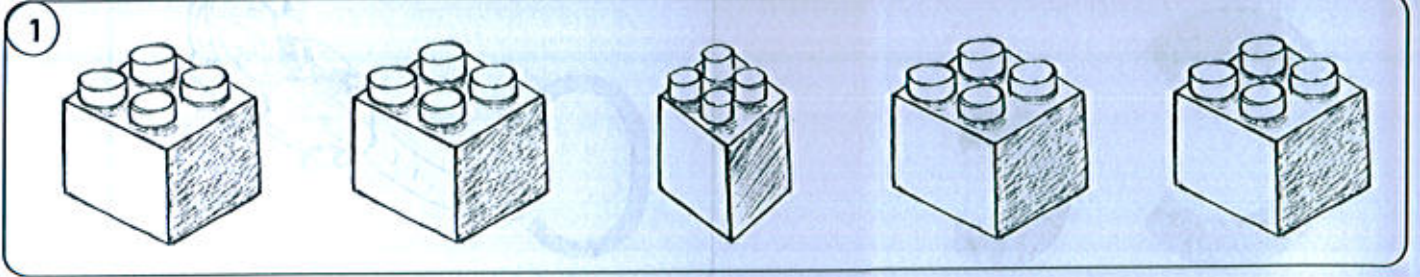


### 2 Point and say.





1 Colour the odd-one-out.



2 Point and say.

What colour is it?


It's ...

What colour is it? It's blue. Unit 1




## Lesson Three Sounds and letters

### 1 Trace.



### 2 Trace and write the letter Cc.



### 3 Trace the letters on the words.



cat



car

### 4 Find and colour the letter Cc.

Aa Bb Cc Dd Ee


Ff Gg Hh Ii




موسسه زبان دهخدا  
dehkhodaedu.com



1 Trace and write the numbers.



2 Count and write the numbers.




3 Colour the numbers 3 and 4.





## Lesson Five Sounds and letters

### 1 Trace.



### 2 Trace and write the letter Dd.



### 3 Trace the letters on the words.



dog



duck


### 4 Find and colour the letter Dd.

Aa Bb Cc Dd Ee

Ff Gg Hh Ii



1 Look and colour the numbers.



2 Point and say.

What colour is it?

It's ...

Consolidation: What colour is it? It's blue. See Teacher's Book page 37 Unit 1

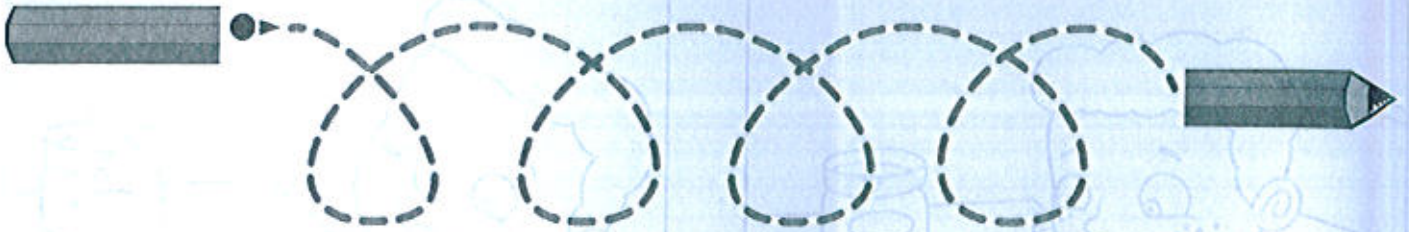


# 2

# What's this?

## Lesson One Words

### 1 Look and trace.

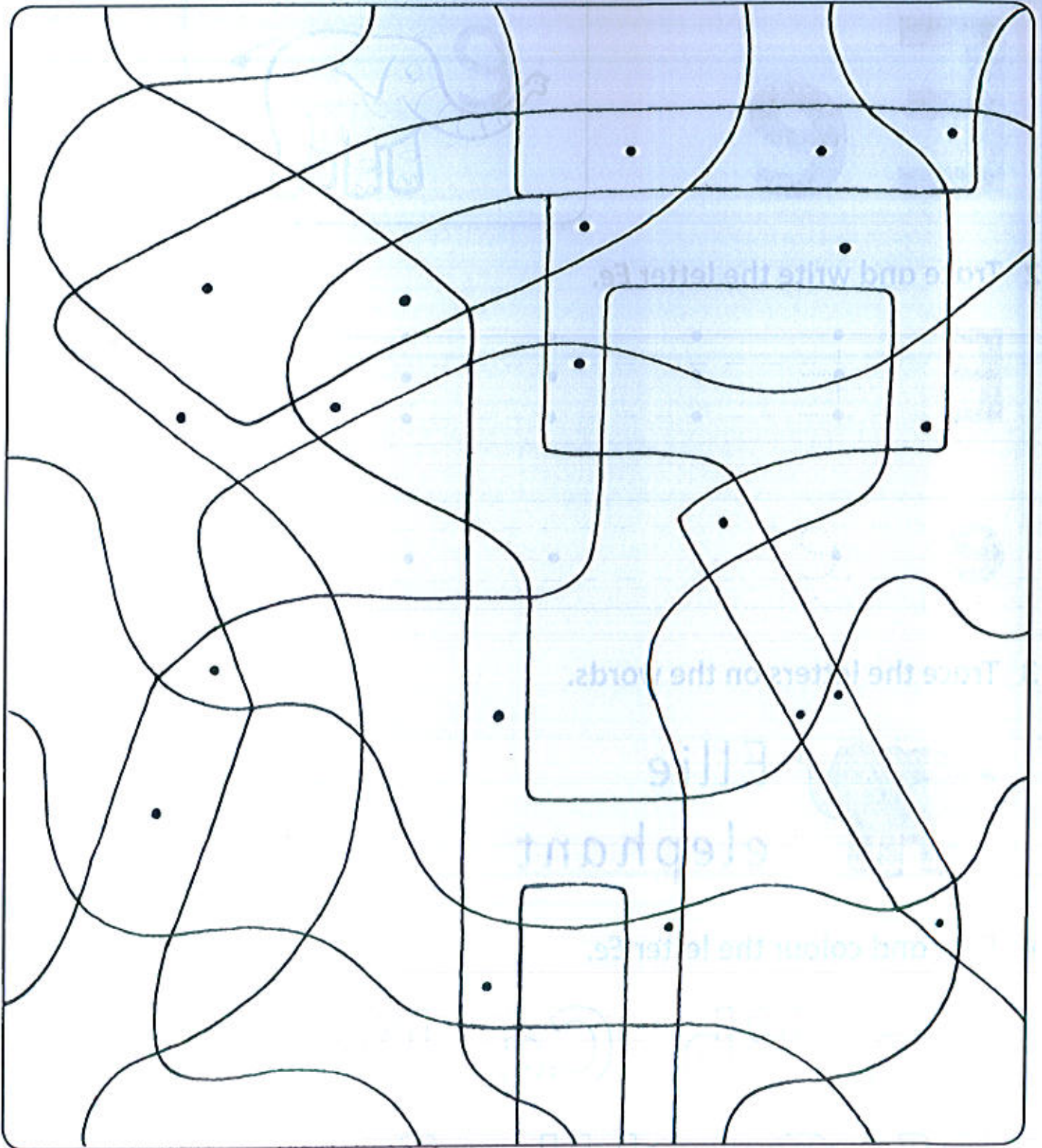


### 2 Point and say.





1 Colour the shapes with a dot.



2 Point and say.



What's this?

It's a chair.

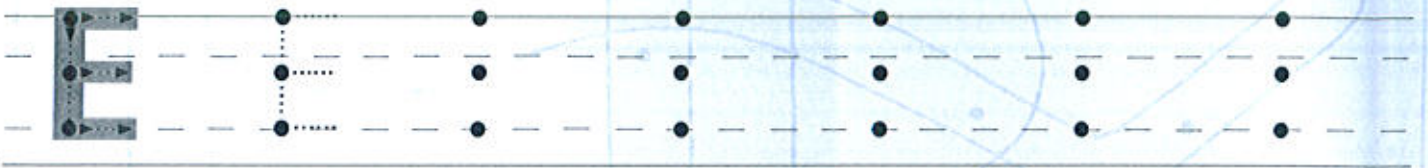


## Lesson Three Sounds and letters

### 1 Trace.



### 2 Trace and write the letter Ee.



### 3 Trace the letters on the words.



Ellie  
elephant



egg

### 4 Find and colour the letter Ee.


Aa Bb Cc Dd Ee  
Ff Gg Hh Ii



موسسه زبان دهخدا  
dekhodaedu.com


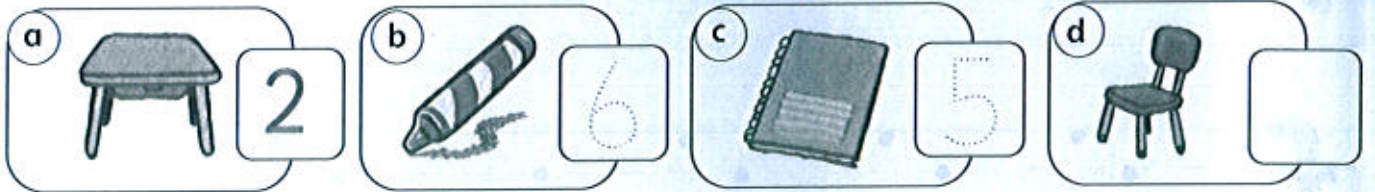


1 Trace and write the numbers.



2 Count and write the numbers.

2 3 5 6




3 Colour the numbers 5 and 6.



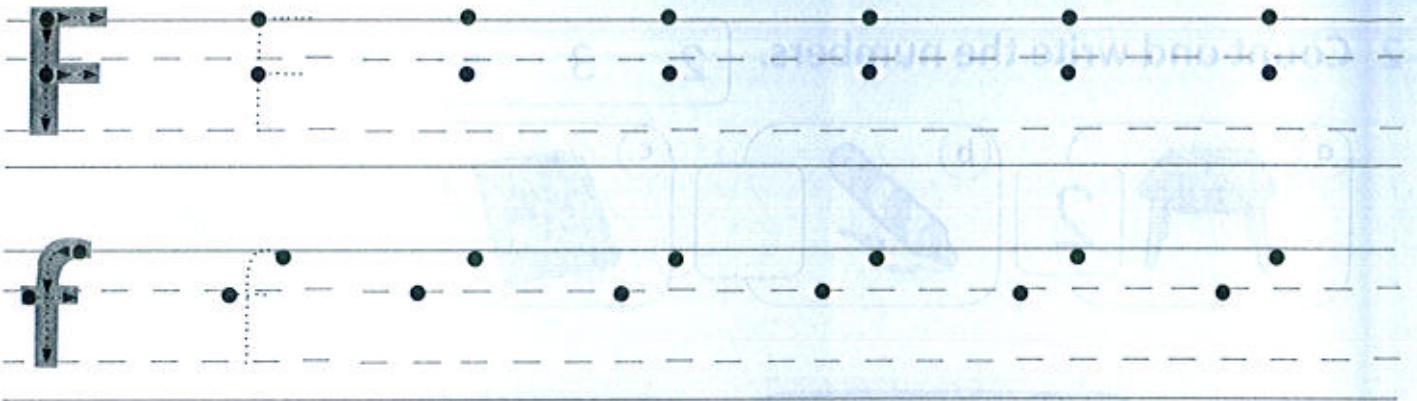


## Lesson Five Sounds and letters

### 1 Trace.



### 2 Trace and write the letter Ff.



### 3 Trace the letters on the words.



fish




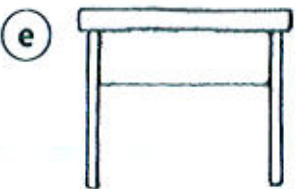


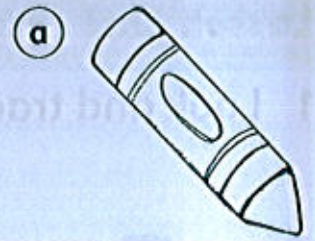
farm

### 4 Find and colour the letter Ff.

Aa Bb Cc Dd Ee  
Ff Gg Hh Ii



1 Look and match.



2 Colour the pictures and say.

It's a chair. It's red.

Consolidation: What's this? It's a desk. It's blue. Unit 2



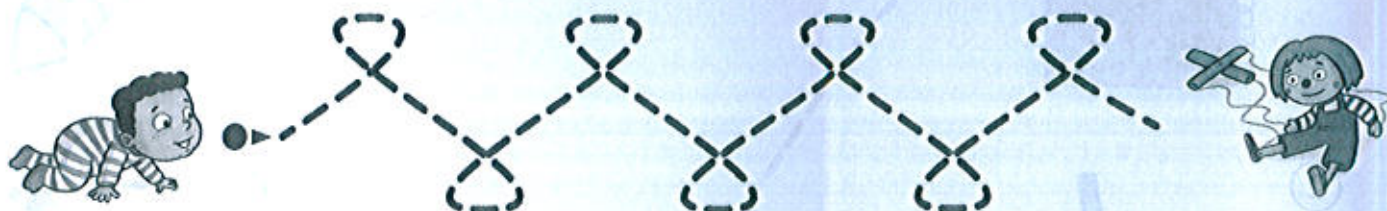


# 3

# Is it a plane?

## Lesson One Words

1 Look and trace.

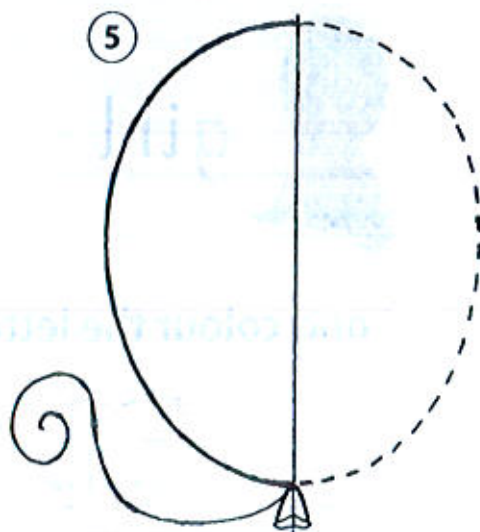
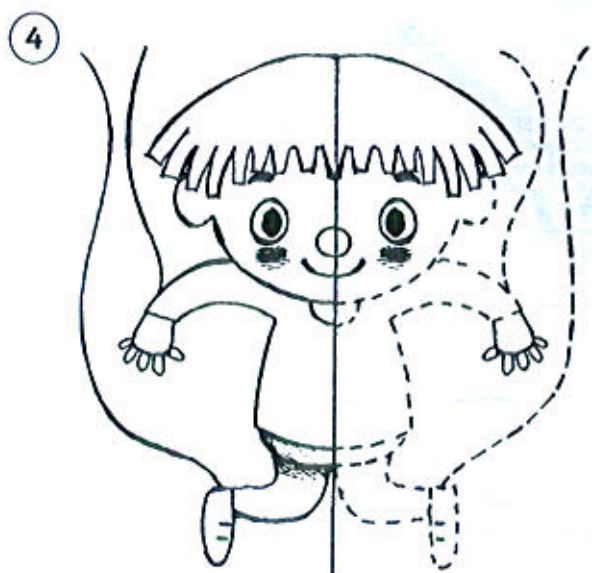
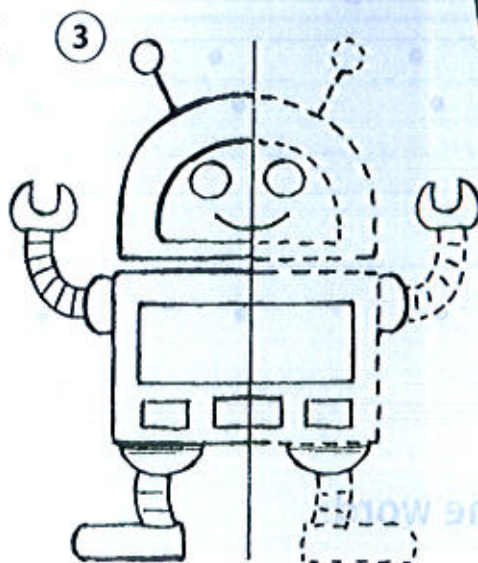

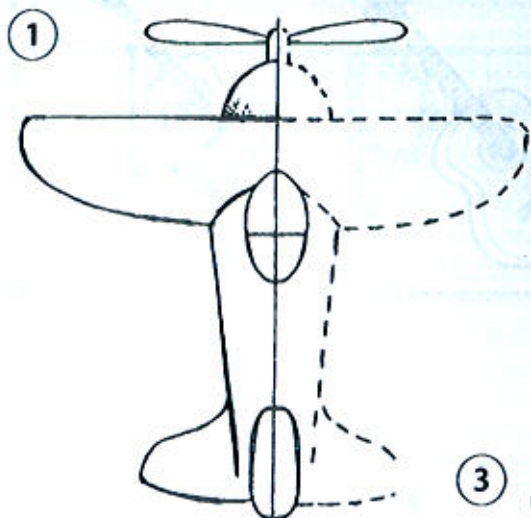


2 Point and say.

It's a puppet.



1 Complete the pictures.



2 Point and say.

Is it a plane?

Yes, it is.

Is it a balloon? Yes, it is. No, it isn't. Unit 3

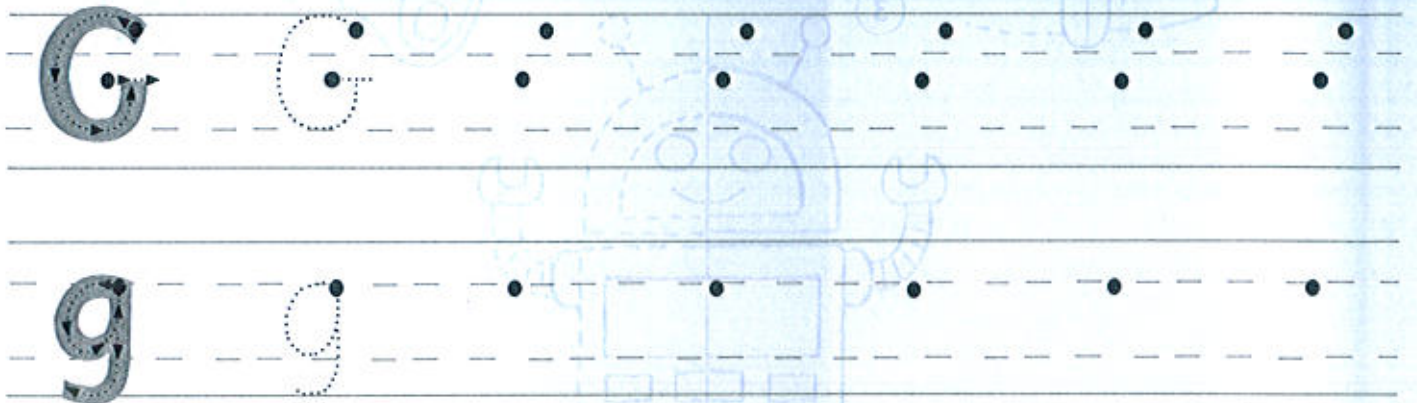


## Lesson Three Sounds and letters

### 1 Trace.



### 2 Trace and write the letter Gg.



### 3 Trace the letters on the words.



girl



guitar

### 4 Find and colour the letter Gg.

Aa Bb Cc Dd Ee  
Ff Gg Hh Ii






1 Trace and write the numbers.



2 Count and write the numbers.

2 4 7 8




3 Colour the numbers 7 and 8.

1 2 3 4 5 6 7 8 9 10



## Lesson Five Sounds and letters

1 Trace and write the letters *Hh* and *Ii*.



2 Trace the letters on the words.



hat



horse



insect




ill

3 Find and colour the letters *Hh* and *Ii*.

Aa Bb Cc Dd Ee  
Ff Gg Hh Ii



1 Look and connect.



2 Point and say.

Is it a teddy?

No, it isn't.

Consolidation: Is it a balloon? Yes, it is. No, it isn't. Unit 3




# Values Time! ①

## Everyday English

1 Colour. Then point and say.

Green, please.

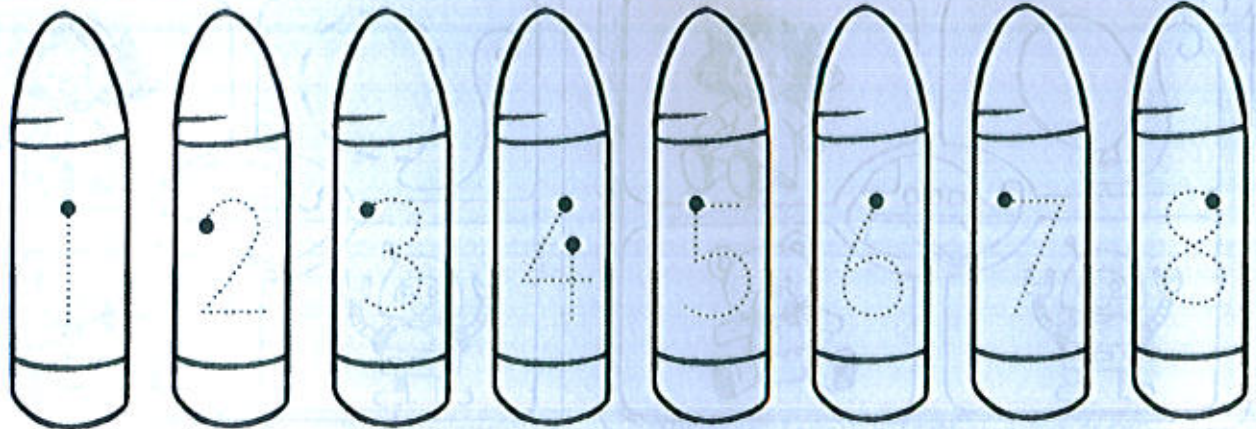


2 Look and draw 😊 or ☹️.






1 Trace the numbers. Colour the crayons.









2 Colour the numbers.





# Review 1

1 Look and draw what is missing. Colour.



2 Point and say.

It's a balloon.



3 Trace the correct sound.

①




d c

②



f h

③




a e

④



h i

⑤



a d

⑥



g b

⑦



a b

⑧



g d

⑨



h c

4 Point and say.





# 4

# This is my mum!

## Lesson One Words

### 1 Connect and trace.



sister



mum



brother



dad

### 2 Read the words.



1 Look and say. Then copy the words.

① grandma



grandma

② mum



mum

③ grandpa



grandpa

④ dad



dad

2 Point and say.





This is my grandma.

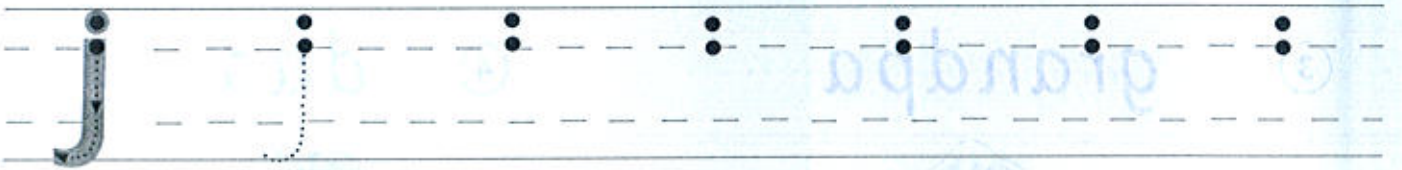


## Lesson Three Sounds and letters

### 1 Trace.



### 2 Trace and write the letter Jj.



### 3 Trace the letters on the words.

Juice in a jug.




### 4 Find and colour the letter Jj.

Jj Kk Ll Mm Nn  
Oo Pp Qq Rr



1 Trace and write the numbers.



2 Count and write the numbers.

① 

② 

③ 


3 Colour the numbers 9 and 10.





## Lesson Five Sounds and letters

1 Trace and write the letters *Kk* and *Ll*.



2 Trace the letters on the words.

Katy is a kangaroo.  
She has got a key.



Look at the lion.  
The lion has got  
a lollipop.



3 Find and colour the letters *Kk* and *Ll*.

Jj Kk Ll Mm Nn  
Oo Pp Qq Rr



1 Look, trace and write.

mum dad brother sister grandma grandpa



This is my

sister



This is my

brother



This is my

grandpa



This is my



This is my



This is my

2 Read the sentences.



# 5

# He's happy!

## Lesson One Words

1 Trace the correct word.

①



happy sad

②



hungry hot

③



sad cold

④



hungry happy

⑤



thirsty cold

2 Read the words.



1 Look and say. Then copy the words.

① happy



② thirsty



③ cold



\_\_\_\_\_

-----

\_\_\_\_\_

2 Point and say.

He's happy.

She's ...

3 Match the opposites.

1 happy

thirsty

2 hungry

cold



3 hot

sad



## Lesson Three Sounds and letters

### 1 Trace.



### 2 Trace and write the letter Mm.



### 3 Trace the letters on the words.



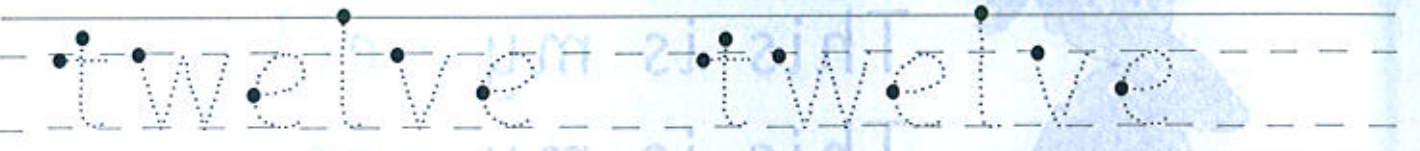

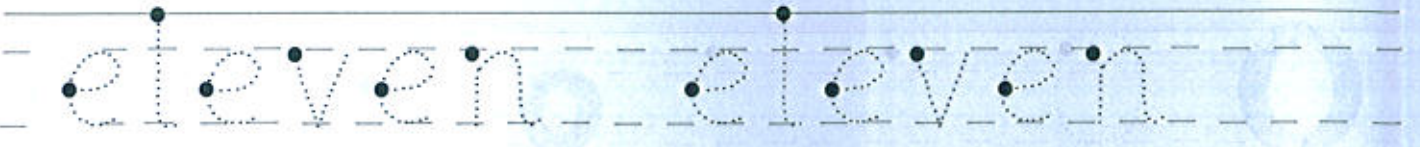

A man eats  
a mango.

### 4 Find and colour the letter Mm.

Jj Kk Ll Mm Nn  
Oo Pp Qq Rr



1 Trace and write the numbers.



2 Read and draw.

1 Twelve sad ☹️☹️⊙⊙⊙⊙⊙⊙⊙⊙⊙⊙

2 Eleven happy 😊😊😊😊😊😊😊😊😊😊😊


3 Colour the numbers 11 and 12.





## Lesson Five Sounds and letters

1 Trace and write the letters *Nn* and *Oo*.



Trace the letters on the words.



I'm Nellie.

This is my neck.

This is my nose.




I'm Ollie.

This is my orange.

This is my octopus.

3 Find and colour the letters *Nn* and *Oo*.





1 Look, trace and write.

He's She's

1



She's

cold.

2



He's

happy.

3



hungry.

4



thirsty.

5



sad.

6



hot.

2 Read the sentences.



# 6

# They're bears!

## Lesson One Words

1 Trace the correct word.



tiger      bird



hippo      bear



bear      tiger



crocodile      bird



bear      hippo

2 Read the words.



1 Look and say. Then copy the words.

① bears



\_\_\_\_\_

-----

\_\_\_\_\_

② hippos



\_\_\_\_\_

-----

\_\_\_\_\_

③ birds



\_\_\_\_\_

-----

\_\_\_\_\_

2 Circle the correct word.

1 They're **crocodiles** tigers birds .



2 They're bears tigers hippos .




3 They're tigers crocodiles birds .







## Lesson Three Sounds and letters

### 1 Trace.



### 2 Trace and write the letter Pp.



### 3 Trace the letters on the words.



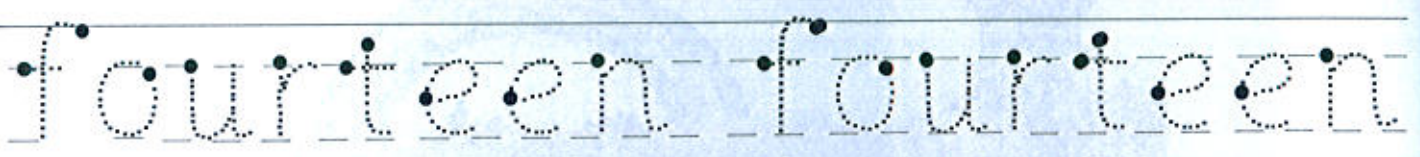


Polly is a panda  
with a pen.

### 4 Find and colour the letter Pp.


Jj Kk Ll Mm Nn  
Oo Pp Qq Rr




1 Trace and write the numbers.



2 Count and add.

①   + 3 =

②   + 6 =


3 Colour the numbers 13 and 14.






## Lesson Five Sounds and letters

1 Trace and write the letters *Qq* and *Rr*.



2 Trace the letters on the words.




The queen has got a quilt.

Look at the rainbow.

Look at the river.




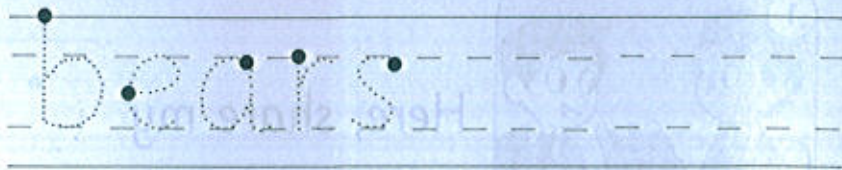
3 Find and colour the letters *Qq* and *Rr*.











1 Look, trace and write.


birds bears hippos crocodiles tigers

①  They're 

②  They're 

③  They're 

④  They're 

⑤  They're 

2 Point and say.

What are they? They're bears.



# Values Time! ②

## Everyday English

1 Look and trace. Then read the sentences.



Here, share my

crayons.



Share my

desk.



Here, share my

cars.



Share my

puppets.

2 Look and draw 😊 or ☹️.





1 Look and write the number.



- 1 scissors
- 2 paint
- 3 glue
- 4 paper

2 Circle and write.



glue scissors

Here, share my

glue



paper paint

Here, share my



glue paper

Share my



scissors paint

Share my



## Review 2

1 Look and write. Then read the sentences.

tigers sad sister thirsty

①



This is my

sister

②




She's

③



He's

④



They're

2 Say the sentences again, using the words below.

mum grandpa happy hot bears birds

This is my mum.

She's happy.



3 Circle the word with the same beginning sound.

1 lion nose **lollipop** pen

2 river rainbow jug kangaroo

3 nose orange mango neck

4 panda pen quilt juice

5 man key nose mango

6 kangaroo river key lion

4 Complete the words with the first letter.

o k l r p j



     
j u g  
   



     
i o n  
   



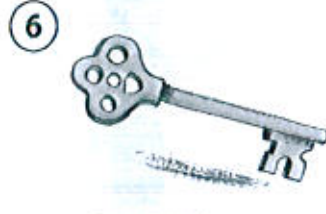
     
o t o p u s  
   



     
e n  
   



     
i v e r  
   



     
e y



# 7

# Are they teachers?

## Lesson One Words

1 Find the words.

pupil teacher waiter builder vet

waiter pupil teacher vet builder

2 Look and write the correct words.

waiter builder pupil teacher vet

①



waiter

②



③



④



⑤





1 Circle the correct answer.

①



Are they waiters?

Yes, they are. No, they aren't.

②



Are they vets?

Yes, they are. No, they aren't.

③



Are they teachers?

Yes, they are. No, they aren't.


④



Are they pupils?

Yes, they are. No, they aren't.

⑤



Are they builders?

Yes, they are. No, they aren't.

2 Point and say.

Are they waiters?

Yes, they are.





## Lesson Three Sounds and letters

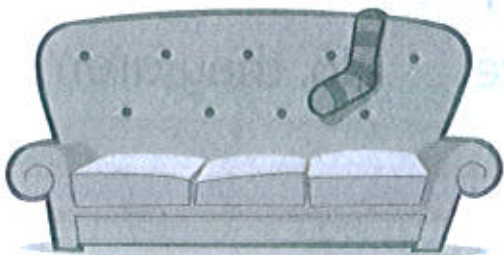
### 1 Trace.



### 2 Trace and write the letter Ss.



### 3 Write the letters on the words.



There's a sock  
on the sofa.

### 4 Find and colour the letter Ss.

Ss Tt Uu Vv

Ww Xx Yy Zz



1 Trace and write the numbers.

15 15

fifteen

16 16

sixteen

2 Look and write the numbers.

9 10 11 12 13 14 15 16

ten 10

fourteen \_\_\_\_\_

thirteen \_\_\_\_\_

twelve \_\_\_\_\_

nine \_\_\_\_\_

fifteen \_\_\_\_\_

sixteen \_\_\_\_\_

eleven \_\_\_\_\_

3 Colour the numbers 15 and 16.


11 12 13 14 15

16 17 18 19 20



## Lesson Five Sounds and letters

1 Trace and write the letters *Tt* and *Uu*.



2 Write the correct letters on the words.



Look at the    turtle.  
It has got a    owel.

Look at the    mbrella.  
It goes    p,    p,    p.



3 Find and colour the letters *Tt* and *Uu*.

Ss Tt Uu Vv


Ww Xx Yy Zz



1 Look and write.

Yes, they are.

No, they aren't.




Are they builders?

Yes, they are.



Are they builders?



Are they pupils?



Are they teachers?

2 Read the sentences.

Consolidation: Are they teachers? Yes, they are. No, they aren't. Unit 7




# 8

# I've got a shirt!

## Lesson One Words


1 Look and write the number.



- 1 belt
- 2 jacket
- 3 shirt
- 4 hat
- 5 jumper

2 Look and write.

hat shirt belt jumper jacket



① j a c k e t

②    l o t

③   h

④     e

⑤ s





1 Circle and complete the sentences.



hat shirt

I've got a        shirt       .



belt hat

I've got a                     .



sock jacket

I've got a                     .



belt jumper

I've got a                     .



shirt jumper

I've got a                     .



sock jacket

I've got a                     .


2 Point and say.

*I've got a shirt.*




## Lesson Three Sounds and letters

### 1 Trace.



### 2 Trace and write the letter Vv.



### 3 Write the letters on the words.

I'm \_\_\_ictor.

I've got a \_\_\_iolin.



I'm \_\_\_icky.

I've got a \_\_\_ase.

### 4 Find and colour the letter Vv.

Ss Tt Uu Vv

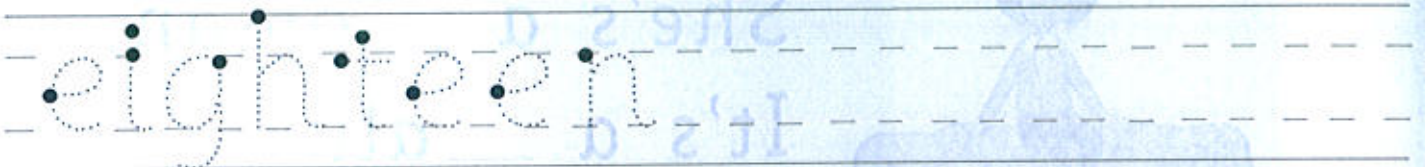


Ww Xx Yy Zz



موسسه زبان دهخدا  
dehkhodaedu.com



1 Trace and write the numbers.



2 Read, match and write the numbers.

1 seventeen a

2 eighteen b 7


3 Colour the numbers 17 and 18.





## Lesson Five Sounds and letters

1 Trace and write the letters *Ww* and *Xx*.



2 Write the correct letters on the words.



She's a \_\_\_oman.

It's a \_\_\_all.



What's this?

It's a fo\_\_\_.

It's a bo\_\_\_.

3 Find and colour the letters *Ww* and *Xx*.

Ss Tt Uu Vv

Ww Xx Yy Zz



1 Circle the words. Write the sentences.

①



I've got a jumper.

I've got a jumper.

②



I've got a belt.

\_\_\_\_\_.

③



I've got a jacket.

\_\_\_\_\_.

④



I've got a hat.

\_\_\_\_\_.

⑤



I've got a shirt.

\_\_\_\_\_.

2 Read the sentences.



# 9

# I like plums!


## Lesson One Words

1 What's next? Look, draw and write.

raisins plum crisps cake milkshake

①  \_\_\_\_\_  
raisins

②  \_\_\_\_\_

③  \_\_\_\_\_

④  \_\_\_\_\_

⑤  \_\_\_\_\_



1 Read and draw 😊 or ☹️.

1 I like plums. 😊

2 I like cakes. 😊

3 I don't like raisins. ☹️

4 I like milkshakes. 😊

5 I don't like mangos. ☹️

6 I don't like apples. ☹️


2 Match the sentences above to the pictures. Write the numbers.







## Lesson Three Sounds and letters

### 1 Trace.



### 2 Trace and write the letter Yy.



### 3 Write the letters on the words.



I like \_\_\_ogurt.

I like my \_\_\_o-\_\_\_o.

### 4 Find and colour the letter Yy.

Ss Tt Uu Vv

Ww Xx Yy Zz




موسسه زبان دهخدا  
dekhodaedu.com



## 1 Trace and write the numbers.



nineteen



twenty

## 2 Write the words.

19 \_\_\_\_\_ 20 \_\_\_\_\_

## 3 Write the missing numbers.

1 \_\_\_\_ 3 4 \_\_\_\_ 7 \_\_\_\_ 9 \_\_\_\_

11 \_\_\_\_ 14 \_\_\_\_ 16 \_\_\_\_ 19 \_\_\_\_

## 4 Colour the numbers 19 and 20.


11 12 13 14 15

16 17 18 19 20



## Lesson Five Sounds and letters

### 1 Trace.



### 2 Trace and write the letter Zz.



### 3 Write the letters on the words.



\_\_ebra at  
the \_\_oo.

### 4 Find and colour the letter Zz.

Ss Tt Uu Vv

Ww Xx Yy Zz



1 Look and write.

I like  
I don't like

raisins cakes crisps  
apples milkshakes plums

①



②



I like plums.

③




④



⑤



⑥





# Values Time! ③

## Everyday English

1 Look and write. Then read the sentences.

ducks cat dog horse



Be kind to the dog.



2 Look and draw 😊 or ☹️.









1 Circle the words. Write the sentences.

①



I don't like plums.

I don't like plums.

②



I've got a hat.

③



Are they vets?

Yes, they are.

④



Are they pupils?

No, they aren't.

2 Read the sentences.



3 Circle the words with the same beginning sound.

1 towel sofa wall sock

2 up violin yo-yo umbrella

3 vase zebra zoo turtle

4 yogurt sofa woman wall

5 violin vase turtle sofa

4 Look and match.

1 W z

2 X t

3 Z y

4 T w

5 U x

6 Y u



# Review game!

1 Play and say.

**START**

1

Is it a duck?




2

Go back 1



3

What's this?




13

What's this?




12

Go forward 3



11

Are they teachers?



10

Go back 1



14

Go back 3



15

What are they?



16

Go back 3



Is it a jumper?





4

Go forward  
3

Is it a bear?

5




6

Go back  
1



7

What are they?



Go forward  
1

8



What's this?

9

18

What's this?



What colour is it?

19

**FINISH**

20

**You are the winner!**



# Handwriting

Trace and copy.

A A a a

B B b b

C C c c

D D d d

E E e e

F F f f

G G g g

H H h h



**OXFORD**  
UNIVERSITY PRESS

Great Clarendon Street, Oxford, OX2 6DP, United Kingdom

Oxford University Press is a department of the University of Oxford.  
It furthers the University's objective of excellence in research, scholarship,  
and education by publishing worldwide. Oxford is a registered trade  
mark of Oxford University Press in the UK and in certain other countries

© Oxford University Press 2014

The moral rights of the author have been asserted

First published in 2014

2018 2017 2016 2015 2014

10 9 8 7 6 5 4 3 2 1

**No unauthorized photocopying**

All rights reserved. No part of this publication may be reproduced, stored  
in a retrieval system, or transmitted, in any form or by any means, without  
the prior permission in writing of Oxford University Press, or as expressly  
permitted by law, by licence or under terms agreed with the appropriate  
reprographics rights organization. Enquiries concerning reproduction outside  
the scope of the above should be sent to the ELT Rights Department, Oxford  
University Press, at the address above

You must not circulate this work in any other form and you must impose  
this same condition on any acquirer

Links to third party websites are provided by Oxford in good faith and for  
information only. Oxford disclaims any responsibility for the materials  
contained in any third party website referenced in this work

ISBN: 978 0 19 480801 9

Printed in China

This book is printed on paper from certified and well-managed sources

**ACKNOWLEDGEMENTS**

*Illustrations by:* Barbara Bongini/*The Organisation* pp.11, 17, 21, 23, 30, 31, 39,  
45, 49, 53, 55, 61, 67, 71, 74; Simon Clare pp.6, 8, 12, 14, 18, 20, 24, 26, 34, 36,  
40, 42, 46, 48, 56, 58, 62, 64, 68, 70; Andy Hamilton pp.16, 38, 44, 54, 60, 66;  
John Haslam pp.76, 77; Dusan Pavlic/*Beehive Illustration* pp.28, 29, 50, 51, 72,  
73; Christos Skaltsas pp.4, 5, 9, 10, 15, 22, 27, 32, 33, 37, 43, 52, 58, 59, 65; Lisa  
Smith/*Sylvie Poggio Artists Agency* pp.13, 19, 25, 35, 47, 63.



2<sup>nd</sup> Edition

# Family and Friends

**Support and  
development for  
the whole child**



The first level of the internationally best-selling Family and Friends series, **Family and Friends Starter** quickly takes learners from recognising and tracing letters to reading and writing simple sentences with confidence.

The 2nd Edition now brings you:

- NEW** Interactive online practice you can assign and track
- NEW** Values and civic education lessons for developing social skills
- NEW** Additional craft projects, culture pages, songs and chants for more active learning

### Components

- **Class Book with Student MultiROM**
- **Workbook**
- **Class Audio CDs**
- **Teacher's Book Plus with Online Practice and Assessment and Resource MultiROM**
- **Teacher's Resource Pack with Phonics Poster, Phonics Cards and Flashcards**
- **Oxford iTools Digital Classroom Resources**

**OXFORD**  
UNIVERSITY PRESS

[www.oup.com/elt/familyandfriends](http://www.oup.com/elt/familyandfriends)

SHAPING Learning TOGETHER

ISBN 978-0-19-480801-9



9 780194 808019



I

I I

i

i i

J

J J

j

j j

K

K K

k

k k

L

L L

l

l l

M

M M

m

m m

N

N N

n

n n

O

O O

o

o o

P

P P

p

p p

Q

Q Q

q

q q



R R r r

S S s s

T T t t

U U u u

V V v v

W W w w

X X x x

Y Y y y

Z Z z z

