




موسسه زبان دهخدا  
dehkhodaedu.com

2<sup>nd</sup> Edition

# Family and Friends

# 1

Class Book



with animated stories

OXFORD

Naomi Simmons



# Scope and sequence



## Starter: Hello!

p.4

Hello. Goodbye. How are you? I'm fine, thank you. What's your name? My name's ...  
How old are you? I'm ... Numbers 1 – 10 Days of the week Colours of the rainbow

	Words	Grammar	Phonics	Skills
<b>1 What's this?</b> p.8	School things	What's this? It's a pen.	<b>Initial sounds:</b> <b>a b c d</b> Aa: apple Bb: bird Cc: cat Dd: dog	<b>Reading:</b> a description <b>Listening:</b> identifying objects <b>Speaking:</b> What's this? It's ... <b>Writing:</b> counting words in a sentence, writing about my school things (Workbook)
<b>2 Playtime!</b> p.14	Toys	my / your Is this your teddy? Yes, it is. No, it isn't.	<b>Initial sounds:</b> <b>e f g h</b> Ee: egg Ff: fig Gg: goat Hh: hat	<b>R:</b> a poem: 'My favourite things' <b>L:</b> identifying favourite things <b>S:</b> What's your favourite ...? <b>W:</b> dividing sentences into words, writing about my favourite toys (WB)
<b>3 This is my nose!</b> p.20	My body	arm / arms This is ... These are ...	<b>Initial sounds:</b> <b>i j k l</b> Ii: ink Jj: jam Kk: kite Ll: lion	<b>R:</b> instructions <b>L:</b> identifying different animals <b>S:</b> describing an animal's features <b>W:</b> identifying full sentences, writing about my body (WB)
<b>Fluency Time! 1</b> p.26 <b>Introductions</b> <b>Project: a puppet</b>				
<b>Review 1</b> p.28				
<b>4 He's a hero!</b> p.30	Jobs	She's / He's a teacher. Is she / he a teacher? Yes, she is. No, he isn't.	<b>Initial sounds:</b> <b>m n o p</b> Mm: mum Nn: nurse Oo: orange Pp: pen	<b>R:</b> an autobiography <b>L:</b> identifying people by their jobs <b>S:</b> Is he a doctor? <b>W:</b> capital letters and full stops, writing about my family (WB)
<b>5 Where's the ball?</b> p.36	The park	Where's the ball? in / on / under	<b>Initial sounds:</b> <b>q r s t u</b> Qq: queen Rr: rabbit Ss: sofa Tt: teddy Uu: umbrella	<b>R:</b> a puzzle text <b>L:</b> identifying objects by location <b>S:</b> Where's the kite? <b>W:</b> capital letters at the start of names, writing about the park (WB)
<b>6 Billy's teddy!</b> p.42	My family	Possessive 's	<b>Initial sounds:</b> <b>v w x y z</b> Vv: van Ww: window Xx: box Yy: yo-yo Zz: zebra	<b>R:</b> a caption story <b>L:</b> distinguishing details <b>S:</b> Who's this? <b>W:</b> question marks, writing about my family's things (WB)
<b>Fluency Time! 2</b> p.48 <b>Playing outside</b> <b>Project: a park poster</b>				
<b>Review 2</b> p.50				



	Words	Grammar	Phonics	Skills
<b>7 Are these his trousers?</b> p.52	My clothes	<i>This is her / his T-shirt. Are these his socks? Yes, they are. No, they aren't.</i>	<b>The alphabet:</b> the alphabet letter names and their sequence	<b>R:</b> a caption story <b>L:</b> identifying clothes <b>S:</b> <i>What colour are these trousers?</i> <b>W:</b> contractions: 's, writing about my favourite clothes (WB)
<b>8 Where's Grandma?</b> p.58	My house	<i>Is she in the kitchen? Yes, she is. No, she isn't. Where are Dad and Billy? Are they in the garden? No, they aren't.</i>	<b>Digraphs:</b> sh shoes sheep fish	<b>R:</b> information on a webpage <b>L:</b> listening for location <b>S:</b> <i>Where are the bedrooms?</i> <b>W:</b> identifying vowels, writing about my home (WB)
<b>9 Lunchtime!</b> p.64	My lunch box	<i>I've got two sandwiches. I haven't got my lunch box. an apple (an + a, e, i, o, u)</i>	<b>Digraphs:</b> ch chair teacher chick	<b>R:</b> information texts <b>L:</b> identifying key words <b>S:</b> <i>I've got a banana and a pear ...</i> <b>W:</b> using <i>a</i> and <i>an</i> , writing about my lunch box (WB)

**Fluency Time! 3** p.70 *Getting dressed* *Project: a clothes cube*

**Review 3** p.72

<b>10 A new friend!</b> p.74	My friends Shapes	<i>He / She's got ... He / She hasn't got ... It's got ... It hasn't got ...</i>	<b>Digraphs:</b> th three bath teeth	<b>R:</b> a descriptive letter <b>L:</b> identifying different friends <b>S:</b> <i>She's got blond hair. Who is it?</i> <b>W:</b> contractions: 's / 've, writing about my friend (WB)
<b>11 I like monkeys!</b> p.80	The zoo	<i>I like monkeys. I don't like elephants. They're big. I'm little.</i>	<b>CVC words:</b> a cat man fan	<b>R:</b> a poem: 'What am I?' <b>L:</b> identifying preferences <b>S:</b> <i>It's got four legs. It's black and orange.</i> <b>W:</b> identifying adjectives, writing about animals I like (WB)
<b>12 Dinnertime!</b> p.86	Food Drinks	<i>Do you like carrots? Yes, I do. No, I don't. What do you like? I like yogurt.</i>	<b>CVC words:</b> e bed pen red	<b>R:</b> information texts <b>L:</b> identifying food preferences <b>S:</b> <i>What do you like?</i> <b>W:</b> negative contractions: n't, writing about food I like (WB)

**Fluency Time! 4** p.92 *At the dinner table* *Project: a food plate*

**Review 4** p.94

<b>13 Tidy up!</b> p.96	My bedroom Numbers 11 – 20	<i>There's ... There are ...</i>	<b>CVC words:</b> i bin fig tin	<b>R:</b> a descriptive letter <b>L:</b> distinguishing details <b>S:</b> <i>Where are the shoes?</i> <b>W:</b> question marks and full stops, writing about my bedroom (WB)
<b>14 Action Boy can run!</b> p.102	Verbs	<i>He can / can't fly. Can he talk? Yes, he can. No, he can't.</i>	<b>CVC words:</b> o dog fox log	<b>R:</b> descriptions <b>L:</b> identifying animals <b>S:</b> <i>It can run. It's brown and big.</i> <b>W:</b> contractions: can't, writing about what I can do (WB)
<b>15 Let's play ball!</b> p.108	The beach	<i>Let's + verb</i>	<b>CVC words:</b> u rug jug sum	<b>R:</b> a postcard <b>L:</b> distinguishing details <b>S:</b> <i>Let's play ball!</i> <b>W:</b> identifying verbs, writing about the beach (WB)

**Fluency Time! 5** p.114 *Finding things* *Project: a bedroom poster*

**Review 5** p.116

**Culture** p.118 *Family, Wild animals, At my school*

**Grammar reference** p.124



# Starter Hello

## Lesson One

### 1 Listen, point and repeat. 01



Rosy



Tim



Billy





Miss Jones

### 2 Listen and chant. 02

Hello, Rosy. Hello, Tim. Hello, everyone.  
Hello, Billy and Miss Jones. Come and have some fun!

### 3 Listen and read. 03





1 Listen to the story again and repeat. Act.

2 Ask and answer.



Hello. What's your name?

My name's Jon.



My name's Pete.  
What's your name?

3 Listen and sing your name. 04

Let's sing!



**Hello, hello!**

Hello, hello,  
How are you?  
I'm fine, thank you.  
I'm fine, thank you.

Hello, hello,  
What's your name?

My name's .....  
That's my name.

Goodbye, goodbye,  
Goodbye to you ...




What's your name? Starter



## Lesson Three

1 Listen, point and repeat. 05

2 Listen and tick (✓). 06




3 Look at the picture again. Point, ask and answer.

How old are you?

I'm seven.

4 Listen and point. Listen and chant. 07





1 Listen, point and repeat. 08



2 Listen and sing. 09

3 Sing and do.

**Let's sing!**



4 Match.



orange red pink purple blue green yellow



# 1

# What's this?

## Lesson One Words

1 Listen, point and repeat. 10



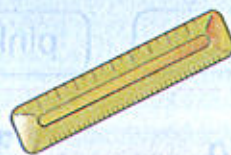
pen



rubber



pencil



ruler




book

3 Listen and read. 12



Watch the MultiROM! ▶





- 1 Listen to the story again and repeat. Act.
- 2 Look and say.

## Let's learn!



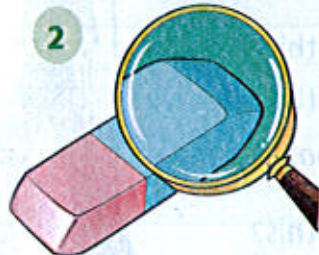
What's this?  
It's a pen.

What's = What is  
It's = It is

## 3 Write.



What's this?  
It's a pen.



What's this?  
\_\_\_\_\_ a rubber.



What's this?  
\_\_\_\_\_ a pencil.



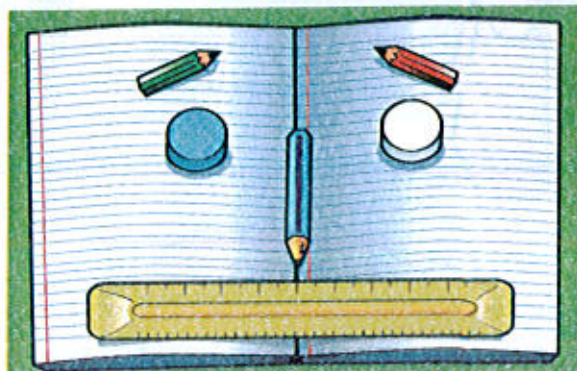
What's this?  
\_\_\_\_\_ a ruler.

## 4 Point, ask and answer.

pen pencil rubber ruler book

What's this?

It's a pencil.





## Lesson Three Song

1 Listen, point and repeat. 13



bag



folder



door



window



bookcase

2 Listen and sing. 14

3 Sing and do.

Let's sing!



Open the book!

What's this?  
What's this?  
It's a book.  
Open the book.  
Close the book.

What's this?  
What's this?  
It's a door ...


What's this?  
What's this?  
It's a bag ...

What's this?  
What's this?  
It's a window ...





1 Listen, point and repeat. 15




2 Listen and chant. 16

This is an apple, a, a, apple.  
This is a bird, b, b, bird.  
This is a cat, c, c, cat.  
This is a dog, d, d, dog.

3 Listen to the sounds and join the letters. 17

What has the dog got?



4 Read and circle the sounds a, b, c, d at the start of the words.



The cat likes birds.  
The dog likes apples.  
Here's the cat with the bird.  
Here's the dog with the apple.






# Skills Time!

## Lesson Five

### Reading

1 Point to four school things. Say the words.

2 Listen and read.  18



1 My name's Emma.  
This is my school bag.

2 This is my pencil case.  
It's green.

3 And this is my pencil.

4 This is my blue pen.  
And this is my pink pen.

5 Look at this! It's a rubber.

6 Can I see your bag?

3 Read again. Tick (✓) or cross (x).

1 pencil ☒

2 pen ☐

3 book ☐

4 folder ☐

5 door ☐

6 rubber ☐



Listening

1 Listen and tick (✓) the correct picture. 19



Speaking

2 Open your bag. Ask and answer.



Watch the DVD!



What's this?

It's a ruler.

Writing preparation

3 Count the words in each sentence.

This is my bag. 4  
1 2 3 4

1 This is my pen. \_\_\_\_\_

2 Look at this. \_\_\_\_\_

3 Thank you. \_\_\_\_\_

4 Close the door. \_\_\_\_\_

5 This is a blue folder. \_\_\_\_\_

6 Open the window. \_\_\_\_\_

Complete  
the writing  
task on  
page 13  
of the  
Workbook.

page  
13



# 2

# Playtime!

## Lesson One Words

1 Listen, point and repeat. 20



doll



ball



teddy



puzzle



car

3 Listen and read. 22



Watch the MultiROM! ▶





1 Listen to the story again and repeat. Act.

2 Look and say.

## Let's learn!



This is **my** bag.



This is **your** doll.



Is this your teddy?  
**No, it isn't.**



Is this your teddy?  
**Yes, it is.**

3 Write.

**my    your**



This is your ball. This is \_\_\_\_\_ bag. This is \_\_\_\_\_ car. This is \_\_\_\_\_ puzzle.

4 Write.

**Yes, it is.    No, it isn't.**





## Lesson Three Song

1 Listen, point and repeat. 23



kite



bike



train



game



scooter

2 Listen and sing. 24

3 Sing and do.

Let's sing!

**Toys, toys, toys!**

Toys, toys, toys, toys,  
Toys, toys, toys!

This is my big red kite,  
My big red kite,  
My big red kite.


This is my big red kite,  
I love toys!

Toys, toys, toys, toys, ...

This is my big blue bike, ...

Toys, toys, toys, toys, ...

This is my big, green train, ...





1 Listen, point and repeat. 25



2 Listen and chant. 26

I've got an egg, e, e, egg.  
I've got a fig, f, f, fig.  
I've got a goat, g, g, goat.  
I've got a hat, h, h, hat.

3 Listen to the sounds and join the letters. 27

What has the goat got?



4 Read and circle the sounds e, f, g, h at the start of the words.



There's an egg with a yellow hat.  
Look, the goat's got a fig.  
The goat likes figs.






# Skills Time!

## Lesson Five

### Reading

- 1 Point to an animal and a toy. Say the words.
- 2 Read and listen to the poem.  28



### *My favourite ...*

What's my favourite toy?  
My favourite one of all.  
Is it my scooter? Is it my doll?  
No, it's my orange ball.

What's my favourite colour?  
What do you think?  
Is it yellow? Is it white?  
No, it's the colour pink.

What's my favourite animal?  
Try to guess the word.  
Is it a zebra? Is it a cat?  
No, it's a lovely bird.

Holly, age 7.



- 3 Read again and write.



My favourite toy is a ball.

My favourite colour is \_\_\_\_\_.

My favourite \_\_\_\_\_ is a bird.



## Listening

1 Listen and match. 29



## Speaking

2 Ask and answer about you.

What's your favourite toy?

It's a ...

What's your favourite colour?

It's ...



Watch the DVD!

## Writing preparation

3 Circle the words.

This is my bike.

1 This is my teddy.

2 This is your scooter.

3 It's your red bike.

4 It's my yellow ball.

5 It's my game.

6 Close the door.

Complete the writing task on page 19 of the Workbook.

page 19



# 3

# This is my nose!

## Lesson One Words

1 Listen, point and repeat. 30



arms



nose



face



legs




ears

3 Listen and read. 32



Watch the MultiROM!





- 1 Listen to the story again and repeat. Act.
- 2 Look and say.

## Let's learn!



one arm



two arms



**These are** my arms.



**This is** my nose.

- 3 Write. **This is** **These are**



These are my legs.



\_\_\_\_\_ my arms.



- a \_\_\_\_\_ my face.  
b \_\_\_\_\_ my nose.  
c \_\_\_\_\_ my ears.

- 4 Circle.



legs / leg



arm / arms



legs / leg



arms / arm



## Lesson Three Song

1 Listen, point and repeat. 33



fingers



hands



eyes



eyebrows



shoulders

2 Listen and sing. 34

3 Sing and do.

Let's sing!



### Ten fingers on my hands

Ten fingers on my hands,  
On my hands.

Ten fingers on my hands,  
On my hands.

Two eyes, one nose,  
All on my face.

Ten fingers on my hands,  
On my hands.





## 1 Listen, point and repeat. 35



## 2 Listen and chant. 36

Look at the ink, i, i, ink.  
Look at the jam, j, j, jam.  
Look at the kite, k, k, kite.  
Look at the lion, l, l, lion.

## 3 Listen to the sounds and join the letters. 37

What has the lion got?



## 4 Read and circle the sounds i, j, k, l at the start of the words.



The lion's got some jam.  
The lion's got some ink.  
Look! Here is a kite.  
Oops! The lion is a mess.





# Skills Time!

## Lesson Five

### Reading

1 Point to parts of the body. Say the words.

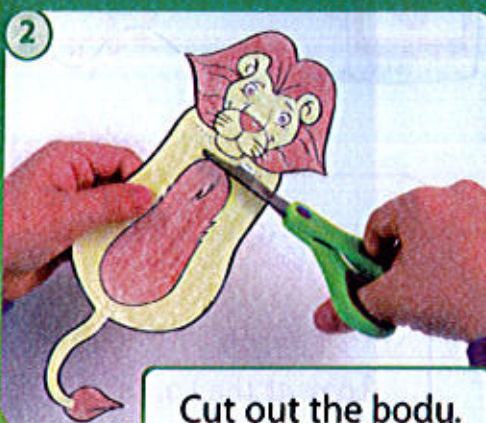
2 Listen and read. 38



Hi. I'm Tom.  
Let's make a paper lion!



Colour the face, the body and the legs. Then colour the paws and tail too.



Cut out the body.  
Now cut the face.




Fold the tail.  
Fold the face.



Cut out the four legs and paws. Fold the legs.



Stick the paws on the legs.  
Stick the legs on the body.



Look! It's a lion.


3 Read again. Number the pictures in the correct order.





## Listening

### 1 Listen and number. 39



## Speaking



Watch the DVD!

### 2 Look at the pictures again. Ask and answer.

It's brown. It's got black eyebrows. What is it?

It's a dog.

## Writing preparation

### 3 Circle each sentence. Then count.

I'm Tom. This is my paper toy. 2

This is my paper toy. It's a lion. Colour the body.  
Fold the face and the tail. Cut out the four legs.  
Stick on the legs and the paws.

How many sentences? ☐

Complete  
the writing  
task on  
page 25  
of the  
Workbook.

page  
**25**




# Fluency Time! ①

## Everyday English

1 Listen, read and say. 40



Kate: Dad, Dad! This is Mrs. Smith.  
This is my dad.



Dad: Nice to meet you.  
Mrs. Smith: Nice to meet you, too.

2 **Listening** Listen and write. 41

This is meet Nice too

1 This is Miss White. is Kate.

2 Nice to meet you.

3 Nice to meet you, Mr. Smith.



3 **Speaking** Look at the people. Point and say.



Sarah



Peter



Mr. Smith



Miss White



This is Sarah.



Nice to meet you.



Watch the DVD!



1 Look at the story again. Act.



2 Make a puppet.

1



Colour the puppet.

2



Cut out and fold the puppet.

3



Stick the side.

4



Give the puppet a name.

3 **Speaking** Use your puppet and say.





## Review 1

### 1 Circle the odd-one-out. Write.

1



pencil



rubber

8

eight



ruler

eight

2



car



shoulders




train



teddy

3



folder



nose



hands



eyes

4



three



ten



two



scooter

5



ball



bookcase



doll



kite

### 2 Match.

1 What's this?

2 What's your name?

3 How old are you?

4 Nice to meet you.

5 How are you?

c

a I'm ten.

b Nice to meet you, too.



c It's a teddy.

d I'm fine, thank you.

e My name's Alex.



3 Write. This is These are your my



4 Read and circle.

- 1 Is it a kite?
- 2 Is it a train?
- 3 Is it a ruler?
- 4 Is it a puzzle?

Yes, it is.

No, it isn't.

Yes, it is.

No, it isn't.

Yes, it is.

No, it isn't.

Yes, it is.

No, it isn't.

5 Circle.



e c a



l j f



b e a



j g k



e i c



c d e

6 Read and colour.

My work in Units 1, 2 and 3 is



OK



Good



Excellent



## Lesson One Words

1 Listen, point and repeat. 42



teacher



pupil



housewife



fireman





pilot

2 Listen and chant. 43



Watch the MultiROM! ▶

3 Listen and read. 44





- 1 Listen to the story again and repeat. Act.
- 2 Look and say.

## Let's learn!



**She's** a housewife.



**He's** a pupil.



**Is she** a teacher?  
**No, she isn't.**



**Is he** a teacher?  
**Yes, he is.**

she's = she is  
he's = he is

- 3 Write. **He's** **She's**



She's a housewife.



\_\_\_\_\_ a pilot.



\_\_\_\_\_ a fireman.



\_\_\_\_\_ a pupil.

- 4 Say and answer.

She's a housewife.

Number 3.



Is he a teacher? Yes, he is. Unit 4



## Lesson Three Song

1 Listen, point and repeat. 45



doctor



policeman



farmer



postman



zookeeper

2 Listen and sing. 46

3 Sing and do.

### Let's sing!

#### Two kind doctors

Two kind doctors  
Meet in a lane.  
Hello, hello,  
What's your name?

How are you?  
How are you?  
How are you, again?

Two kind policemen ...

Two kind farmers ...

Two kind teachers ...

Two kind pupils ...





## 1 Listen, point and repeat. 47



## 2 Listen and chant. 48

This is my mum, m, m, mum.  
This is my nurse, n, n, nurse.  
This is my orange, o, o, orange.  
This is my pen, p, p, pen.

## 3 Listen to the sounds and join the letters. 49

What has the nurse got?



## 4 Read and circle the sounds m, n, o, p at the start of the words.



My mum is a nurse.  
She's got an orange and a pen.  
She can eat the orange.  
She can write with the pen.





# Skills Time!

## Lesson Five

### Reading

1 Point to the jobs. Say the words.

2 Listen and read.  50



My name's Milly.  
I'm seven.  
This is my family.



This is my dad.  
He's a fireman.



This is my mum.  
She's a nurse.



This is my grandpa.  
He's a doctor.



This is me with my  
brother. His name's Joe.  
He's ten. We're pupils.



We're a happy family.

3 Read again. Write Yes or No.

1 Is Dad a pilot? No

2 Is Mum a nurse? Yes

3 Is Joe seven? No

4 Is Milly a pupil? Yes



## Listening

### 1 Listen and number. 51



## Speaking



Watch the DVD!

### 2 Point, ask and answer.

Is he a doctor?

No, he isn't.



... doctor?



... nurse?



... pupil?



... zookeeper?



... teacher?

## Writing preparation

### 3 Circle the capital letters and full stops.

This is my family.

1 We're pupils.

2 He's a postman.

3 This is my mum.

4 She's a nurse.

5 We're a happy family.

6 This is my uncle.

Complete the writing task on page 35 of the Workbook.

page 35



# 5

# Where's the ball?

## Lesson One Words

1 Listen, point and repeat. 52



seesaw



slide



net



swing




tree

3 Listen and read. 54



Watch the MultiROM! ▶





- 1 Listen to the story again and repeat. Act.
- 2 Look and say.

Let's learn!



Where's the ball?  
It's **in** the net.



Where's the ball?  
It's **on** the slide.




Where's the ball?  
It's **under** the seesaw.

Where's = Where is

- 3 Write. **in on under**



It's under the tree.



It's \_\_\_\_\_ the seesaw.

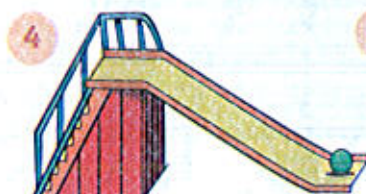
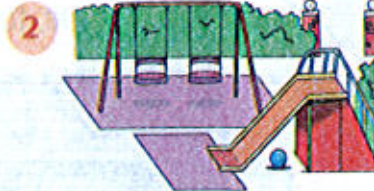


It's \_\_\_\_\_ the swing.

- 4 Point, ask and answer.

Where's the ball?

It's under the tree.





## Lesson Three Song

1 Listen, point and repeat. 55



pool



armbands



ice cream



frisbee



climbing frame

2 Listen and sing. 56

3 Sing and do.

Let's sing!

### At the park!

At the park,  
It's so much fun.  
For you, for me, for everyone!

Play on the seesaw,  
Play in the pool.  
Eat an ice cream,  
It's nice and cool.

Play with a frisbee,  
Play with a ball.  
Play on the slide,  
It's fun for all.

At the park,  
It's so much fun.  
For you, for me, for everyone!





1 Listen, point and repeat. 57



2 Listen and chant. 58

Where is the queen? Q, q, queen.  
 Where is the rabbit? R, r, rabbit.  
 Where is the sofa? S, s, sofa.  
 Where is the teddy? T, t, teddy.  
 Where is the umbrella? U, u, umbrella.

3 Listen to the sounds and join the letters. 59

What has the queen got?



4 Read and circle the sounds q, r, s, t, u at the start of the words.

The queen is on the sofa.  
 The queen has got a rabbit.  
 The teddy is on the sofa.  
 The teddy has got an umbrella.





# Skills Time!

## Lesson Five

### Reading

- 1 What can you see in the park? Point and say.
- 2 Listen, read and point.  60



Look! This is a park. Can you see the boys and girls in the park?  
Where are their toys? Can you help?

1



This is Toby.  
His toy is under a tree.  
What is it?

2



Her name is Sara.  
Can you see her toy?  
It is on the slide.

3



His name is Pete.  
His toy is in the football net.  
Can you see it?

4



This is Anna.  
Her toy is under the swing.  
What is it?

- 3 Read again. Match the children and toys.

1



doll

2



car

3



kite

4



frisbee





موسسه زبان دهخدا  
dehkhodaedu.com

## Listening

### 1 Listen and number. 61



## Speaking

### 2 Ask and answer.

Where's the girl?

She's under the tree.



Watch the DVD!



## Writing preparation

### 3 Circle the capital letters at the start of the names.

This is Tim.

1 My name's Rosy.

2 This is Billy.

3 Look at Billy and Rosy.

4 Good try, Tim.

5 Billy is two.

6 Rosy is a pupil.

Complete  
the writing  
task on  
page 41  
of the  
Workbook.





# 6

# Billy's teddy!

## Lesson One Words

1 Listen, point and repeat. 62



mum



dad



sister



brother



grandma



grandpa

2 Listen and chant. 63

3 Listen and read. 64



Watch the MultiROM! ▶





- 1 Listen to the story again and repeat. Act.
- 2 Look and say.

## Let's learn!



This is Mum's book.



This is Billy's teddy.

- 3 Follow and write.



Mum



Dad



Rosy



Grandma



Grandpa



It's \_\_\_\_\_ kite.



It's Mum's book.



It's \_\_\_\_\_ umbrella.



It's \_\_\_\_\_ pen.



It's \_\_\_\_\_ bag.



## Lesson Three Song

1 Listen, point and repeat. 65



Here are more people  
in my family.



aunt



uncle




cousin

2 Listen and sing. 66

3 Sing and do.

Let's sing!



### In my family

In my family,  
In my family,  
Lots of love,  
For you and for me.

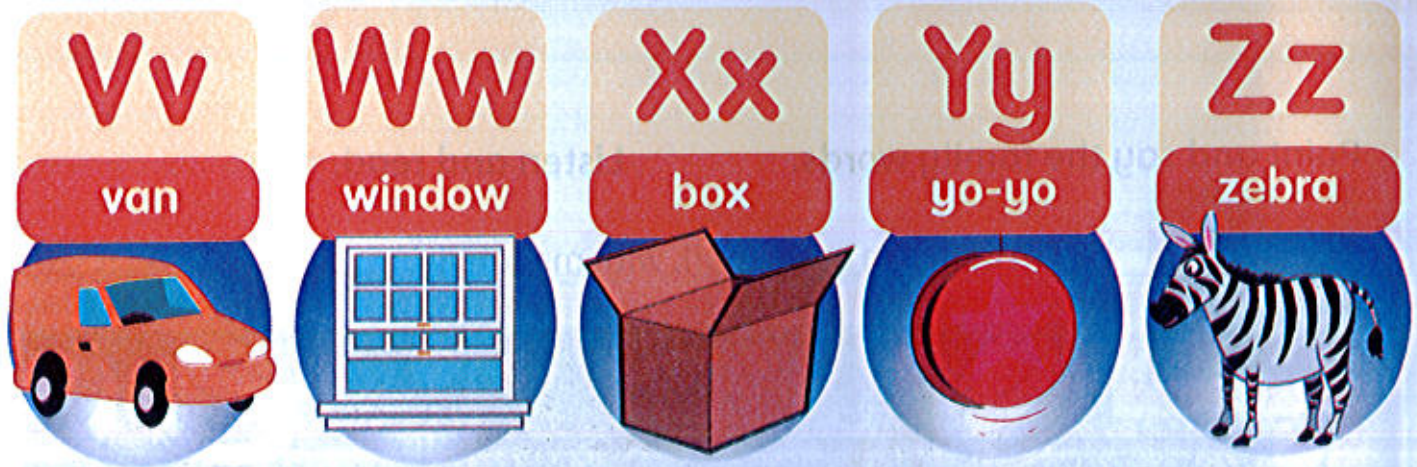
Mum and dad,  
Sister and brother,  
Grandma and grandpa,  
Not like any other.

Aunt and uncle,  
And cousins too,  
My family helps me,  
My family helps you.

In my family, ...



## 1 Listen, point and repeat. 67




## 2 Listen and chant. 68

Here is a van, v, v, van.  
 Here is a window, w, w, window.  
 Here is a box, x, x, box.  
 Here is a yo-yo, y, y, yo-yo.  
 Here is a zebra, z, z, zebra.

## 3 Listen to the sounds and join the letters. 69

What is in the van?



## 4 Read and circle the sounds v, w, x, y, z.



Look out of the window.  
 What can you see?  
 I can see a zebra in a van.  
 And a yo-yo on a box.





# Skills Time!

## Lesson Five

### Reading

1 Point and say the family words.

2 Listen and read. 70




Hi. I'm Beth. I'm at the park with my family.

1




It's windy today. Oh no!  
Where's Grandpa's hat?

2



Grandpa's hat is  
in the tree!

3



My mum throws a ball.  
No, Grandpa's hat is  
still in the tree.

4



My dad jumps. No,  
Grandpa's hat is  
still in the tree.

5



My brother gets  
on Dad's shoulders.  
Can he get the hat?

6



Yes, he can! Here's Grandpa  
with his hat. He's happy now.

3 Read again. Write T (true) or F (false).

1 The family is at the park. T

2 The hat is in the net.       

3 It is Beth's hat.       

4 Beth's grandpa is happy now.



## Listening

1 Listen and number the correct picture. 71



## Speaking



Watch the DVD!

2 Point, ask and answer.

Who's this?

It's Beth's dad.

1



2



3



4



## Writing preparation

3 Circle the question marks and underline the sentences.

What's your name? My name's Beth.

1 How old are you? I'm seven.

2 Who's this? It's Beth's aunt.

3 How are you? I'm fine.

4 What's this? It's a bird.

5 Where's the kite? It's in the tree.

6 Where's Beth? She's at the park.

Complete the writing task on page 47 of the Workbook.





# Fluency Time! ②

## Everyday English

### 1 Listen, read and say. 72



James: Can I go on the swing, please?  
Dad: Yes, OK ... Be careful of the ball!  
James: I'm fine, Dad.



James: I'm on the climbing frame!  
Dad: Come down now, please.  
James: OK.

### 2 Listening Listen and number. 73



1



### 3 Speaking Look at the park objects. Ask and answer.



Can I go on the seesaw, please?

Yes, OK. Be careful.

Look, I'm on the slide!

That's good.



Watch the DVD!



1 Look at the story again. Act.



2 Make a park poster.



Colour the poster.



Colour and cut out the pictures.



Stick the pictures on the poster.



Draw yourself and finish the poster.

3 **Speaking** Talk about your poster. Ask and answer.



This is my park. Look, I'm on the swing!

That's good. Can I go on the slide, please?

Yes, OK. Be careful of the ball.






## Review 2

### 1 Circle the odd-one-out. Write.

- |   |         |           |            |           |            |
|---|---------|-----------|------------|-----------|------------|
| 1 | doctor  | nurse     | <u>net</u> | housewife | <u>net</u> |
| 2 | swing   | zookeeper | seesaw     | slide     |            |
| 3 | aunt    | uncle     | brother    | ice cream |            |
| 4 | mum     | fireman   | postman    | pilot     |            |
| 5 | frisbee | cousin    | armbands   | pool      |            |

### 2 Number the picture.



- |   |               |
|---|---------------|
| 1 | <u>sister</u> |
| 2 | dad           |
| 3 | grandma       |
| 4 | grandpa       |
| 5 | aunt          |
| 6 | uncle         |
| 7 | brother       |
| 8 | cousin        |
| 9 | mum           |

### 3 Look and write.

seesaw ~~Can~~ careful slide

Can I go on the \_\_\_\_\_, please?

Yes, OK. Be  
of the frisbee.



Look, I'm on  
the \_\_\_\_\_.



## 4 Write.

He's    She's



- 1 He's a doctor.    2 \_\_\_\_\_ a nurse.    3 \_\_\_\_\_ a fireman.    4 \_\_\_\_\_ a pupil.

## 5 Look at the picture again and write.

- 1 Where's the teddy? It's in the toy box.  
 2 Where's the doll? It's \_\_\_\_\_ the toy box.  
 3 Where's the ruler? It's \_\_\_\_\_ the bag.  
 4 Where's the ball? It's \_\_\_\_\_ the bag.

دهخدا  
 موسسه زبان دهخدا  
 dekhodaedu.com

## 6 Circle.



## 7 Read and colour.

My work in Units 4, 5 and 6 is



OK



Good



Excellent



# 7

# Are these his trousers?

## Lesson One Words

1 Listen, point and repeat. 74



dress



socks



T-shirt



trousers



shorts

3 Listen and read. 76



Watch the MultiROM! ▶





- 1 Listen to the story again and repeat. Act.
- 2 Look and say.

## Let's learn!



This is **her** dress.



These are **his** shorts.



Are these **her** socks?  
Yes, they are.



Are these **his** trousers?  
No, they aren't.

aren't = are not

- 3 Write.

**his her**



These are her socks.



This is \_\_\_\_\_ T-shirt.



This is \_\_\_\_\_ dress.

- 4 Point, ask and answer.

Are these **her** trousers?

No, they aren't.



... her trousers?



... his shorts?



... his trousers?



... her socks?

Are these his / her socks? Yes, they are. Unit 7



## Lesson Three Song

1 Listen, point and repeat. 77



shoes



coat



hat



cardigan



tracksuit

2 Listen and sing. 78

3 Sing and do.

Let's sing!

Every day!

Every day,  
I put on my socks,  
I put on my socks,  
Every day.

Every day,  
I put on my socks,  
I put on my shoes,  
Every day.

Every day,  
I put on my socks,  
I put on my shoes,  
I put on my coat,  
Every day.

Every day,  
I put on my socks,  
I put on my shoes,  
I put on my coat,  
I put on my hat,  
Every day.

Goodbye, Mum!





## 1 Listen and point. Listen and sing. 79

I know my ABC, please sing along with me ...

a b c d e f g h i j k l m n o p  
q r s t u v w x y z

I know my ABC, please sing along with me.

## 2 Write the letters.



## 3 Look at the pictures. Write the letters.

t y k c r s

h l m v z u





# Skills Time!

## Lesson Five

### Reading

1 Point to the clothes. Say the words.

2 Listen and read. 80

1 Look at these trousers, Max. And this coat. They're nice.

2 I like these trousers, Mum.

Oh Max. They're orange. All your trousers are orange.

3 And I like these socks. And this T-shirt.

They're orange too!

4 But I like orange, Mum. It's my favourite colour.

5 Max, try on this blue T-shirt and these green trousers. Blue and green are nice colours too.

6 But Mum, orange is my football team's colour.

3 Read again. Circle the wrong word and write the correct word.

1 Max is a girl. boy

2 All Max's cardigans are orange. \_\_\_\_\_

3 Max's favourite colour is green. \_\_\_\_\_



## Listening

1 Listen and number. 81



## Speaking



Watch the DVD!

2 Look at the pictures again. Point, ask and answer.

What colour are these trousers?

They're pink.

What colour is this coat?

It's red.

## Writing preparation

3 Circle 's and match.

Where's = Where is

It's = It is

What's = What is

He's = He is

1 What's this?

d

2 Where's my tracksuit?

☐

3 It's under the seesaw.

☐

4 She's eight.

☐

5 He's my brother.

☐

a Where is my tracksuit?

b She is eight.

c He is my brother.

d What is this?

e It is under the seesaw.

Which letter is missing? 's = \_\_\_s

Complete the writing task on page 57 of the Workbook.

page 57



# 8

# Where's Grandma?

## Lesson One Words

1 Listen, point and repeat. 82

2 Listen and chant. 83



kitchen



living room



dining room



bedroom



bathroom





garden

3 Listen and read. 84



Watch the MultiROM!





- 1 Listen to the story again and repeat. Act.
- 2 Look and say.

## Let's learn!



**Where's Grandma?**  
**She's** in the dining room.



**Is she** in the kitchen?  
**No, she isn't.**



**Where are** Dad and Billy?  
**They're** in the dining room too.



**Are they** in the living room?  
**No, they aren't.**

they're = they are

- 3 Write.

**Is    Are**



Is Billy in the bedroom?  
Yes, he is.



\_\_\_\_\_ Mum and Dad in the garden?  
No, they aren't.



\_\_\_\_\_ Rosy's aunt and uncle in the dining room?  
Yes, they are.



\_\_\_\_\_ Rosy in the bathroom?  
No, she isn't.

- 4 Look at the pictures again. Point, ask and answer.

Where are Rosy's aunt and uncle?

They're in the dining room.



## Lesson Three Song

1 Listen, point and repeat. 85



upstairs



downstairs



house



flat



front door

2 Listen and sing. 86

3 Sing and do.

Let's sing!

### Come into my house

Come into my house.

What can you see?

Upstairs and downstairs,

Come, follow me.

Go through the door.

Go upstairs.

What's in my bedroom?

Four teddy bears.


Go through the door.

Go downstairs.

What's in the dining room?

Table and chairs.

Come into my house ...





1 Listen, point and repeat. 87

sh

shoes

sheep

fish



2 Listen and chant. 88

Shirley's shoes are red,  
Her T-shirt is blue.  
She's got a toy sheep,  
And a toy fish too.  
The sheep is white,  
The fish is blue.  
Shirley wants to play,  
With me and with you.



موسسه زبان دهخدا  
dehkhodaedu.com

3 Read the chant again. Circle the sh sounds.

4 Look at the picture and circle the correct sound.



sh h s



sh h s



sh h s



sh h s



# Skills Time!


## Lesson Five

### Reading


1 Point to the rooms. Say the words.

2 Listen and read. 89


Andy's homepage
My flat
My family
My friends
My school




My name's Andy. This is a photo of my family in our flat. We are in the living room.




Here is the dining room. It is little but the table is big. The kitchen is next door. It is yellow and white.



There are three bedrooms. The big bedroom is for my mum and dad.



This is my bedroom. Next door is my sister's bedroom.



And this is the balcony. Look, you can see my favourite tree.

Can you see my sister in a photo?

Add picture

Remove picture

3 Read again and write.


bedroom ~~flat~~ living room dining room

- 1 There are photos of Andy's flat.
- 2 The sofa is in the \_\_\_\_\_.
- 3 The \_\_\_\_\_ is little.
- 4 One \_\_\_\_\_ is big.



## Listening

### 1 Listen and number. 90



## Speaking



Watch the DVD!

### 2 Look at the picture again. Ask and answer.

living room    bathrooms    dining room    bedrooms    kitchen

Where are the bedrooms?

They're upstairs.

Where's the kitchen?

It's downstairs.

## Writing preparation

### 3 Say the vowel letters. Circle the vowels in the words.

a    e    i    o    u

This is my house.

1 This is a front door.

2 She's in the kitchen.

3 Where's Grandma?

4 Well done, Rosy.

5 Here are two bedrooms.

6 The bathroom is upstairs.

Complete the writing task on page 63 of the Workbook.

page 63



# 9

# Lunchtime!

## Lesson One Words

1 Listen, point and repeat. 🎧 91



lunch box



sandwich



drinks



apple



banana



biscuit

3 Listen and read. 🎧 93



Watch the MultiROM! ▶

1

It's lunchtime. Get your lunch boxes.

Oh no! I haven't got my lunch box.

2

I've got two sandwiches and two drinks. Here you are.

Thank you, Tim.

3

I've got an apple. And I've got a banana. Choose one.

Thanks. The apple, please.

4

Look! Now I've got ten sandwiches and six drinks. Please share my lunch!



- 1 Listen to the story again and repeat. Act.
- 2 Look and say.

## Let's learn!



I've got two sandwiches.



I haven't got my lunch box.



I've got an apple.

I've got = I have got  
haven't got = have not got

- 3 Write. I've got I haven't got



I haven't got a drink.



\_\_\_\_\_ a lunch box.



\_\_\_\_\_ a sandwich.



\_\_\_\_\_ a banana.



\_\_\_\_\_ two drinks.



\_\_\_\_\_ an apple.

- 4 Look at the pictures again. Say and answer.

a sandwich an orange a drink a lunch box an apple a banana

I've got two drinks.

Number 5!



## Lesson Three Song

1 Listen, point and repeat. 94



tomato



pear



grapes



pineapple



cherries

2 Listen and sing. 95


3 Sing and do.

Let's sing!

### Open my lunch box!

Open my lunch box.  
What can you see?  
I've got a sandwich,  
You can share with me.

I've got a tomato.  
I've got a pear.  
And I've got some grapes,  
And I'm happy to share.





1 Listen, point and repeat. 96

ch



2 Listen and chant. 97

My name's Charlie.  
This is my teacher.  
She's on a chair.  
She's got a little chick.  
Chirp, chirp, chirp, says the chick.  
Chirp, chirp, chirp, says the chick.  
My teacher's on a chair.  
She's got a little chick.



3 Read the chant again. Circle the ch sounds.

4 Look at the picture and circle the correct sound.



ch h c



c k ch



ch c h




s c ch



# Skills Time!

## Lesson Five

### Reading

- 1 Point to the food. Say the words.
- 2 Listen and read.  98



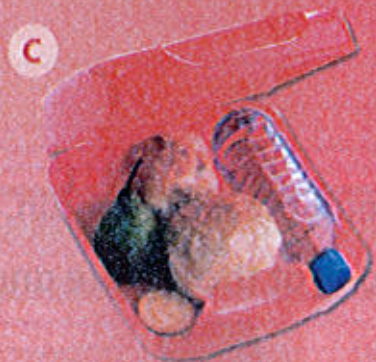
In my lunch box I've got a cheese sandwich and a banana. I've got an orange. I haven't got a biscuit. I haven't got a drink today.



In my lunch box I've got a cheese and tomato sandwich. I haven't got a banana but I've got an apple. I've got a drink today.



I've got a pear and a biscuit in my lunch box. I've got two sandwiches. They're egg. My drink is water. I haven't got an apple today.



- 3 Read again. Write A, B or C.



Her lunch box is A.



Her lunch box is \_\_\_\_\_.














His lunch box is \_\_\_\_\_.



## Listening

### 1 Listen and tick (✓). 99

								
1 			✓					
2 								
3 								

## Speaking



Watch the DVD!

### 2 Look at the pictures again. Ask and answer.

a sandwich   an egg   an apple   a pear  
a drink   an orange   eight grapes   three cherries

I've got an orange. I've got a pear. What colour is my lunch box?

Your lunch box is blue.

## Writing preparation

### 3 Write a or an.

an + a, e, i, o, u

This is **an** orange.

This is **a** pear.

1 This is a biscuit.

2 I've got \_\_\_\_\_ apple.

3 I've got \_\_\_\_\_ umbrella.

4 This is \_\_\_\_\_ hat.

5 It's \_\_\_\_\_ sandwich.

6 I haven't got \_\_\_\_\_ egg.

Complete the writing task on page 69 of the Workbook.






# Fluency Time! ③

## Everyday English




موسسه زبان دهخدا  
dehkhodaedu.com

### 1 Listen, read and say. 100



Mum: Get dressed, now! **Hurry up!**  
Kate: OK, Mum.  
Mum: **Put on your hat, please.**



Kate: **Sorry I'm late.**  
Mrs. Smith: **Take off your hat, please.**  
Kate: Yes, Mrs Smith.

### 2 Listening Listen and tick (✓) the correct picture. 101



### 3 Speaking Look at the clothes. Point and say.



Hurry up, please. Put on your hat.

Yes, OK.

Take off your hat.

OK.



Watch the DVD!



1 Look at the story again. Act.



2 Make a clothes cube.

1



Colour in the clothes pictures.

2



Write the words: *jumper, hat, coat.*

3



Cut out the cube shape.

4



Fold and stick the clothes cube.

3 **Speaking** Throw the clothes cube and say. ✓ = Put on. x = Take off.



Get dressed.  
Hurry up, please.

Put on your coat,  
please. It's cold.

OK.



## Review 3

### 1 Circle the odd-one-out. Write.

- |   |            |             |          |        |          |
|---|------------|-------------|----------|--------|----------|
| 1 | socks      | shorts      | cherries | coat   | cherries |
| 2 | pineapple  | orange      | flat     | tomato |          |
| 3 | front door | living room | bedroom  | pear   |          |
| 4 | cardigan   | biscuit     | grape    | banana |          |

### 2 Write.

Where's    Where are    He's    She's    They're



Where's Billy?  
He's in the bedroom.



Mum and Dad?  
in the kitchen.



Rosy's aunt and uncle?  
in the dining room.



Grandma?  
in the dining room too.

### 3 Look and write.

Take    Hurry    Put    OK

Hurry up, please.  
on your coat.




off your shoes, please.




4 Write.

His Her



- 1 Her socks are white.
- 2 \_\_\_\_\_ shorts are orange.
- 3 \_\_\_\_\_ T-shirt is green and orange.
- 4 \_\_\_\_\_ socks are blue.
- 5 \_\_\_\_\_ trousers are green.

5 Write the letters.



6 Circle.



ch sh



ch sh



ch sh



ch sh

7 Read and colour.

My work in Units 7, 8 and 9 is



OK



Good



Excellent



# 10

# A new friend!

## Lesson One Words

1 Listen, point and repeat. 102



long



short



blond



brown



curly



straight

3 Listen and read. 104



Watch the MultiROM!

1

I've got a new friend.  
Look, this is Alice with her teddy.

She's got curly hair.

2

Yes. And she's got blue eyes.

My new friend is Adam.  
He's got curly hair too.  
But he hasn't got blue eyes.

3

Look over there. It's Adam.

And he's with Alice.

4

Are you friends?

We're brother and sister.

We're cousins.  
And now we're all friends.



- 1 Listen to the story again and repeat. Act.
- 2 Look and say.

## Let's learn!



He's **got** short hair.  
He **hasn't got** straight hair.



She's **got** blue eyes.  
She **hasn't got** brown eyes.



It's **got** black eyes.  
It **hasn't got** long hair.

he's **got** = he **has got**  
hasn't **got** = has **not got**

- 3 Write. **'s got** **hasn't got**



He **'s got** blond hair.



She \_\_\_\_\_ straight hair.



It \_\_\_\_\_ blue eyes.



He \_\_\_\_\_ curly hair.

- 4 Look at the pictures again. Say and answer.


She's got straight hair.

Number 2.




## Lesson Three Song

1 Listen, point and repeat. 105



square



circle



triangle



rectangle



diamond

2 Listen and sing. 106

3 Sing and do.

### Let's sing!

#### It's a square!

It's got four sides.  
They're all the same.

It's got four sides.  
They're all the same.

It's a square!

It hasn't got sides.  
It's smooth and round ...


It's a circle!

It's got four sides.  
Two long, two short ...

It's a rectangle!

It's got three sides.  
Just one, two, three ...

It's a triangle!





1 Listen, point and repeat. 107

th

three

bath

teeth

3




2 Listen and chant. 108

Baby Theo's in the bath,  
One, two, three,  
Baby Theo counts his teeth,  
One, two, three.



3 Read the chant again. Circle the th sounds.

4 Look at the picture and circle the correct sound.



h th t



h th t



th tr h



th s sh



# Skills Time!

## Lesson Five

### Reading

- 1 How many friends can you see?
- 2 Listen and read.  109

Dear Beth,

This is a photo of me with my four friends. We are on a roundabout at the park. All my friends are great.

Emily is my best friend. She's got brown hair. It's long and curly. Charlie is Emily's little brother. He's five. He's quite short and he's got black, short hair.

Isabel is a good friend, too. She's tall and she's got long, blond hair. Her eyes are blue.

Danny is my cousin. He's in the photo, too. He's tall and he's got brown hair and brown eyes. Can you see him? He's got a blue T-shirt.

I'm in the photo, too. I have very long, straight hair and brown eyes. Can you see me?

Have you got a photo of you and your friends? Please write soon.

From,

Katie



- 3 Read again. Write the names.



Isabel





Listening

1 Listen and number. 110



Speaking



Watch the DVD!

2 Look at the picture again. Ask and answer.

She's got blond hair. Who is it?

It's number 1.

Writing preparation

3 Circle 's and 've and match.

I've got blue eyes. = I have got blue eyes.

She's got black hair. = She has got black hair.

- |   |                              |
|---|------------------------------|
| 1 She's got brown eyes. <input type="checkbox"/>    | a I have got two sisters.    |
| 2 It's got black eyebrows. <input type="checkbox"/> | b She has got brown eyes.    |
| 3 I've got two sisters. <input type="checkbox"/>    | c He has got a toy train.    |
| 4 He's got a toy train. <input type="checkbox"/>    | d It has got black eyebrows. |

Which letters are missing?

's = \_\_\_\_ s      've = \_\_\_\_ ve

Complete the writing task on page 79 of the Workbook.

page 79



## Lesson One Words

1 Listen, point and repeat. 111



elephant



giraffe



monkey

2 Listen and chant. 112



big



tall



little

3 Listen and read. 113



Watch the MultiROM!

1 The zoo. Great! I like animals.

Look at the elephants, Billy.

Oh no! I don't like elephants. They're big!

2 Look at the giraffes.

Ahh! I don't like giraffes. They're tall!

3 Billy, you like animals. But you don't like elephants. And you don't like giraffes.

Look over there!

4 I like monkeys! I like monkeys! They're little and I'm little too.

Yes. They're funny and you're funny too!



- 1 Listen to the story again and repeat. Act.
- 2 Look and say.

## Let's learn!



I **like** monkeys.



I **don't like** elephants.



They're **big**.  
I'm **little**.

am / is / are + **big**

- 3 Write. **like don't like**



I **like** lions.



I \_\_\_\_\_ elephants.



I \_\_\_\_\_ giraffes.



I \_\_\_\_\_ monkeys.

- 4 Say and answer.

big little tall black brown yellow white

They're **big**.

They're **elephants**.





## Lesson Three Song

1 Listen, point and repeat. 114



tiger



snake



parrot



polar bear




seal

2 Listen and sing. 115

3 Sing and do.

Let's sing!



Let's go to the zoo!

Hear the tigers growl, growl,  
Growl, growl, growl, growl.  
Hear the tigers growl, growl.  
Hip, hip, hip hooray!

Let's go to the zoo, zoo, zoo!  
What about you, you, you?  
You can come too, too, too.  
Let's go to the zoo, zoo, zoo!

Hear the snakes hiss, hiss, ...  
Let's go to the zoo, zoo, zoo ...

Hear the parrots squawk, squawk, ...  
Let's go to the zoo, zoo, zoo ...





1 Listen, point and repeat. 116



cat



man



fan

2 Listen and chant. 117



The cat's got a hat.  
The cat's got a hat.  
a, a, a, a, a.

The man's got a fan.  
The man's got a fan.  
a, a, a, a, a.



3 Read the chant again. Circle the a in the middle of the words.

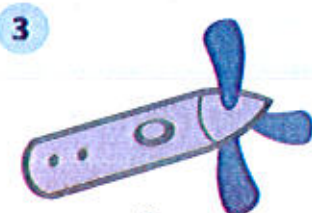
4 Write.



tha  
hat



nam



afn




cta



# Skills Time!

## Lesson Five

### Reading

- 1 Look at the pictures. Talk about the animals.
- 2 Read and listen to the poem.  118.

#### What am I?

I am an animal at the zoo.

Listen now, this is true.

I'm yellow and brown. My tongue is red.

I've got two little ears on top of my head.

My neck is long and I am tall.

I haven't got any hands at all.

I can see the tops of trees.


My food is there. I like green leaves.

To get my food, my tongue is long.

Can you guess? Don't get it wrong!

So what am I? Do you know?

Point to me and say 'hello'!



- 3 Read again. Write T (true) or F (false).

- |  |   |
|--|---|
| 1 The animal is tall. <u>  T  </u>             | 2 The animal has got two hands. <u>      </u> |
| 3 The animal is black and white. <u>      </u> | 4 The animal has got two ears. <u>      </u>  |



## Listening

### 1 Listen and number. 119



## Speaking



Watch the DVD!

### 2 Look at the pictures again. Ask and answer.

snake   polar bear   elephant   monkey   lion   seal

It's grey. It's got blue eyes. What is it?

It's an elephant.

adjectives = describing words

## Writing preparation

### 3 Circle the adjectives.

It's a long snake.   It's a little monkey.

1 It's a white polar bear.

2 It's a green snake.

3 This is a brown monkey.

4 They're tall giraffes.

5 It's an orange and black tiger.   6 It's a blue parrot.

Complete  
the writing  
task on  
page 85  
of the  
Workbook.

page  
**85**



# 12

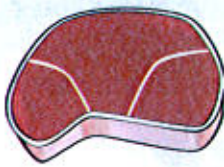
# Dinnertime!

## Lesson One Words

1 Listen, point and repeat. 120



rice



meat



carrots



yogurt



fish





bread

2 Listen and chant. 121

3 Listen and read. 122



Watch the MultiROM!





- 1 Listen to the story again and repeat. Act.
- 2 Look and say.

## Let's learn!



Do you like yogurt?  
Yes, I do.



Do you like carrots?  
No, I don't.



What do you like?  
I like yogurt.

don't = do not

- 3 Write. Yes, I do. No, I don't.



Do you like yogurt?  
Yes, I do.



Do you like bread?  
\_\_\_\_\_



Do you like fish?  
\_\_\_\_\_



Do you like carrots?  
\_\_\_\_\_

- 4 Point, ask and answer.

meat rice ice cream yogurt bread tomatoes

Do you like meat?

Yes, I do.



Do you like carrots? Yes, I do. Unit 12



## Lesson Three Song

1 Listen, point and repeat. 123



milk



juice



water



hot chocolate



tea

2 Listen and sing. 124

3 Sing and do.

### Let's sing!




#### Drink your milk!

Eat your figs and drink your milk,  
Drink your milk,  
Drink your milk.

Eat your figs and drink your milk.  
Don't be late for school!

Eat your bread and drink your juice, ...

Here's your water, here's your bag, ...






1 Listen, point and repeat. 125



2 Listen and chant. 126



Ken's got a pen,  
Pen, pen, pen.  
Ken's pen is red,  
Red, red, red.  
Where's Ken's pen?  
Pen, pen, pen.  
It's on Ken's bed,  
Bed, bed, bed.



3 Read the chant again. Circle the e in the middle of the words.

4 Match the words that rhyme.





# Skills Time!

## Lesson Five

### Reading

- 1 What food do you like? Point and say. 2 Listen and read. 127



### The Family and Friends Café



#### Food

Meat  
Fish  
Rice  
Bread  
Eggs  
Carrots  
Tomatoes



#### Desserts

Ice cream  
Yogurt  
Apple  
Banana  
Grapes



#### Drinks

Apple juice  
Orange juice  
Water  
Hot chocolate  
Milk



Sally

I'm hungry. Let's look at the menu. I like meat and rice.  
I like carrots too. I don't like fish or eggs. I like ice cream.  
I like apple juice but I don't like milk. What do you like, Emma?

I like ice cream, too. And I like fish and eggs. I like rice but I don't like carrots. I like bananas but I don't like grapes. I like milk but I don't like apple juice.

Emma



- 3 Read again. Tick (✓) what Sally and Emma like. Cross (x) what they don't like.

Sally	✓					
Emma						



## Listening

1 Listen and draw 😊 or ☹️. 128



## Speaking



Watch the DVD!

2 Look at the menu on page 90. Ask and answer.

What do you like?

I like eggs and ...

## Writing preparation

3 Circle n't and match.

isn't = is **not**

don't = do **not**

aren't = are **not**

1 I don't like tea.

2 It isn't a banana.

3 They aren't my shorts.

4 She isn't my sister.

a They are not my shorts.

b I do not like tea.

c She is not my sister.

d It is not a banana.

What letter is missing? **n't** = n \_ t

Complete the writing task on page 91 of the Workbook.

page 91



# Fluency Time! 4

## Everyday English

### 1 Listen, read and say. 129



Mum: Would you like salad?  
James: Yes, please. Mmm, this is delicious.  
Mum: I'm happy you like it.



Mum: Would you like fries?  
James: No, thanks. I'm full. Thank you for dinner.

### 2 Listening Listen and number. 130



### 3 Speaking Look at the food words. Ask and answer.

a sandwich a biscuit rice juice tea



Would you like a sandwich?

Would you like juice?



Yes, please.

No, thanks.





1 Look at the story again. Act.



2 Make a plate of food.

1



Colour and cut out the plate.

2



Colour and cut out the food.

3



Stick two items on the plate.


4

I've got meat,  
carrots and  
salad.



Tell your partner about your plate.

3 **Speaking** Fill your food plate. Ask and answer.









## Review 4

### 1 Circle the odd-one-out. Write.

- |   |          |           |               |            |      |
|---|----------|-----------|---------------|------------|------|
| 1 | triangle | circle    | <u>rice</u>   | diamond    | rice |
| 2 | giraffe  | rectangle | seal          | tiger      |      |
| 3 | milk     | water     | hot chocolate | parrot     |      |
| 4 | snake    | yogurt    | monkey        | polar bear |      |

### 2 Write.

**It's got**   **It hasn't got**

- 1  This animal is tall. It's got a long neck.  
\_\_\_\_\_ four legs. \_\_\_\_\_ big ears.
- 2  This animal is big.  
\_\_\_\_\_ big teeth. \_\_\_\_\_ fingers.
- 3  This animal is little.  
\_\_\_\_\_ four legs. \_\_\_\_\_ two legs.
- 4  This animal is long.  
\_\_\_\_\_ legs. \_\_\_\_\_ two eyes.

### 3 Look and write.

**please**   ~~**would**~~   **thanks**   **like**

Would you  
like carrots?



Really? Would you  
\_\_\_\_\_ hot chocolate?

No, \_\_\_\_\_. I'm full.

Yes, \_\_\_\_\_. I like hot chocolate!



4 Look at the pictures. Read and circle.



موسسه زبان دهخدا  
dehkhodaedu.com

1



I like / don't like juice and I like / don't like fish.  
I like / don't like yogurt.

2



I like / don't like yogurt and I like / don't like fish.  
I like / don't like juice.

5 Look at the pictures and write.

1



2



3



bed

4



5



6



\_\_\_\_\_

\_\_\_\_\_

\_\_\_\_\_

6 Read and colour.

My work in Units 10, 11 and 12 is



OK



Good



Excellent



# 13

# Tidy up!

## Lesson One Words

1 Listen, point and repeat. 131



rug



bed



cupboard



shelf



pillow




blanket

2 Listen and chant. 132

3 Listen and read. 133



Watch the MultiROM! ▶





1 Listen to the story again and repeat. Act.

2 Look and say.

Let's learn!



There's a doll on the rug.



There are three books under the bed.

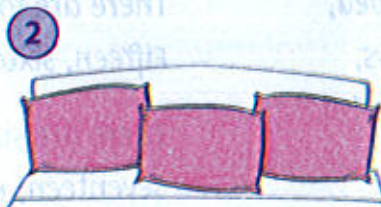
there's = there is

3 Write.


There's There are




There's a blanket.



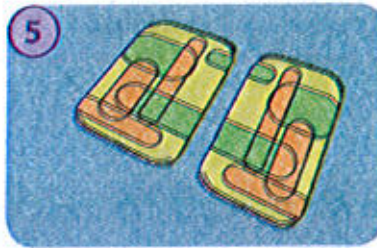
three pillows.




a cupboard.



two beds.



two rugs.



a shelf.


4 Look at the pictures again. Point, ask and answer.

How many blankets?

There's one blanket.



## Lesson Three Song

1 Listen, point and repeat.  134

11

eleven

12

twelve

13

thirteen

14

fourteen

15

fifteen

16

sixteen

17

seventeen

18

eighteen

19

nineteen

20

twenty

2 Listen and sing.  135

3 Sing and do.

### Let's sing!

#### There are ten in the bed

There are ten in the bed,  
And the little one says,  
"Two more, two more."  
Two more get in.  
Eleven, twelve!

There are twelve in the bed,  
And the little one says,  
"Two more, two more."  
Two more get in.  
Thirteen, fourteen!

There are fourteen in the bed, ...  
Fifteen, sixteen!

There are sixteen in the bed, ...  
Seventeen, eighteen!

There are eighteen in the bed, ...  
Nineteen, twenty!

Help!





1 Listen, point and repeat. 136



2 Listen and chant. 137


A big, big fig  
In a big, big tin.  
Eat the big fig.  
Put the tin in the bin.



3 Read the chant again. Circle the *i* in the middle of the words.

4 Listen to the sounds and join the letters. 138

What is in the bin?





# Skills Time!

## Lesson Five

### Reading

1 What's in the bedroom? Point and say.

2 Listen and read. 139

## ★ STAR LETTER ★

Dear Junior Magazine,  
This is a picture of my bedroom.  
There is a bed in my bedroom.  
There are lots of footballs on my blanket  
and pillow. There is a book shelf.  
I have got twelve books on my shelf.  
Four books are about football.  
My clothes are in my cupboard.  
My favourite clothes are my red shorts and  
red T-shirt for football.  
I have got lots of toys and a big toy box.  
There is a blue rug next to my bed.  
There are footballs on my rug too!  
I like my bedroom and  
I like football!

Bye!

★ From Jamie (age 7)



Write to JUNIOR MAGAZINE, London, England

3 Read again. Write T (true) or F (false).

- |   |                                     |
|---|-------------------------------------|
| 1 There are photos on his blanket. <u>F</u> | 2 Jamie has got twenty books. _____ |
| 3 Jamie has got two cupboards. _____        | 4 He has got lots of toys. _____    |
| 5 There are footballs on the rug. _____     | 6 He likes his bedroom. _____       |



## Listening

1 Listen and write A or B. 140

A



B



1 B

2 ☐

3 ☐

4 ☐

5 ☐

6 ☐

## Speaking



Watch the DVD!

2 Look at the pictures again. Ask and answer.

shoes teddy book T-shirt ball bag books

Where are the shoes?

They're on the rug.

## Writing preparation

3 Read the questions and answers. Write ? or .

Where's my pillow ? It's on your cupboard .

Is it on my cupboard ? Yes, it is .

1 There is a blanket on my bed ☐

2 Where's the pillow ☐

3 Is it in the kitchen ☐

4 What's in my bedroom ☐

5 There are lots of toys ☐

6 His name's Jamie ☐

Complete the writing task on page 101 of the Workbook.

page 101



# 14

# Action Boy can run!

## Lesson One Words

1 Listen, point and repeat. 141




2 Listen and chant. 142



3 Listen and read. 143



Watch the MultiROM!





- 1 Listen to the story again and repeat. Act.
- 2 Look and say.

## Let's learn!



He **can** fly.



He **can't** talk.



**Can he** play football?  
**Yes, he can.**



**Can he** talk?  
**No, he can't.**

**can't = cannot**

- 3 Write. **can can't**



This doll can't talk.



She \_\_\_\_\_ run.



She \_\_\_\_\_ climb.



She \_\_\_\_\_ walk.



She \_\_\_\_\_ swim.



She \_\_\_\_\_ fly.

- 4 Look at the pictures again. Point, ask and answer.

Can she talk?

No, she can't.



## Lesson Three Song

1 Listen, point and repeat. 144



write



draw



sing



dance



cook

2 Listen and sing. 145

3 Sing and do.

### Let's sing!



### I can do anything!

I can write my alphabet,  
My alphabet, my alphabet.

I can write my alphabet  
From A to Z.


I can do anything, anything, anything,  
I can do anything, if I try.

I can draw an elephant, ...  
With two big ears.

I can do anything, ...

I can sing this song to you, ...  
And make you smile.

I can do anything, ...



دهخدا


موسسه زبان دهخدا  
dekhodaedu.com



1 Listen, point and repeat. 146





2 Listen and chant. 147



3 Read the chant again. Circle the o in the middle of the words.

4 Match the words that rhyme.






# Skills Time!

## Lesson Five

### Reading

- 1 What animals can you see? What colour are they?
- 2 Listen and read.  148

## Beautiful Animals

This is a very big cat.  
It has got orange and black stripes.  
It can swim.  
It can climb trees.  
It can jump.  
And it can run very fast.  
This animal likes meat.  
You can see it at the zoo.

**What is it?**



**It is a tiger.**



**It is a parrot.**

This is a bird.  
It is blue, green, red and yellow.  
It can fly and it can sing.  
It can't read and write.  
But it can talk!  
This animal likes fruit and nuts.  
It can be a pet in a house.  
**What is it?**


- 3 Read again and tick (✓).

	tiger	parrot
1 It can fly.		✓
2 It can swim.		
3 It's a big cat.		

	tiger	parrot
4 It can talk.		
5 It can climb.		
6 It can sing.		



## Listening

1 Listen and number.  149



1



## Speaking



Watch the DVD!

2 Look at the pictures again. Say and answer.

It's got four legs. It can run. It's brown and big.

Yes, it is.

Is it a lion?

## Writing preparation

3 Circle *n't* and match.

can't = cannot

1 It can't read. ☐

2 A seal can't fly. ☐

3 Action Boy can't talk. ☐

4 I can't swim. ☐

a Action Boy cannot talk.

b It cannot read.

c I cannot swim.

d A seal cannot fly.

What letter is missing? n ☐ t = n \_ t

Complete the writing task on page 107 of the Workbook.

page 107



## Lesson One Words

1 Listen, point and repeat. 150



sandcastle



beach




crab



the sea




boat



shell

3 Listen and read. 152



Watch the MultiROM! ▶



1 Listen to the story again and repeat. Act.

2 Look and say.

## Let's learn!



**Let's** make a sandcastle.  
That's a good idea.



**Let's** play ball.  
Great. OK!

3 Circle and write.



Let's make a sandcastle.

sandcastle

ice cream

crab



Let's swim in the \_\_\_\_\_.

house

living room

sea



Let's find \_\_\_\_\_.

a yogurt

shells

play



Let's play \_\_\_\_\_.

beach

ball

hat

4 Look at the pictures again. Point and say.

Let's make a sandcastle.

That's a good idea.



## Lesson Three Song

1 Listen, point and repeat. 153



sun cream



bat



ice lolly



bucket



spade

2 Listen and sing. 154

3 Sing and do.

### Let's sing!

#### It's a wonderful day!

Hey, hey!  
It's a wonderful day.  
We are going to the beach today.

Don't forget your sun cream,  
Don't forget your hat.  
Don't forget your frisbee,  
Or your ball and bat.

Hey, hey!  
It's a wonderful day ...

Have an ice cream,  
Have a drink.  
Have an ice lolly,  
Yellow or pink.

Hey, hey!  
It's a wonderful day ...





1 Listen, point and repeat. 155



2 Listen and chant. 156



I'm on the rug,  
Rug, rug, rug.  
With juice in a jug,  
jug, jug, jug.


Here is my mum,  
Mum, mum, mum.  
She's got my sum,  
sum, sum, sum.



3 Read the chant again. Circle the u in the middle of the words.

4 Listen to the sounds and join the letters. 157

Where is the dog?





# Skills Time!

## Lesson Five



موسسه زبان دهخدا  
dehkhodaedu.com

### Reading

- 1 What can you see in the picture? Point and say. 2 Listen and read. 158



Hi Ben,  
I am on holiday here with my sister, mum and dad.  
The beach is lovely. It is long and sandy. I've got a new bucket and spade, so we can make sandcastles. There are shells and crabs on the beach, too. I've got a bat and ball too, so we can play games together.  
The sea is blue and clean here. We can swim in the sea and go in a boat. I like boats, so I'm happy about that.  
Our hotel is really nice. I can see the sea from my bedroom. There is a swimming pool at the hotel.  
I can swim here too!  
From,  
Robbie



Ben Jones

18 Park Avenue

London

UK

HA9 8BA

### 3 Read again. Circle the correct word.

- 1 Robbie is on holiday with his brother / sister.
- 2 The sea is green / blue.
- 3 Robbie can / can't see the sea from his bedroom.
- 4 There are crabs / frisbees on the beach.
- 5 Robbie likes trains / boats.



## Listening

1 Write A or B.  159



1

2

3

4

5

6

## Speaking



Watch the DVD!

2 Look at the pictures again. Point and say.

play bat and ball  
play football

find crabs and shells  
play frisbee

make a sandcastle  
put on sun cream

Let's play bat and ball.

Great. OK!

## Writing preparation

3 Circle the verbs.

Let's run. Let's go in a boat.

1 Let's swim.

2 Let's walk.

3 Let's play ball.

4 Let's find shells.

5 Let's put on sun cream.

6 Let's make a sandcastle.

Complete the writing task on page 113 of the Workbook.

page 113



# Fluency Time! 5

## Everyday English

### 1 Listen, read and say. 160



Kate: Dad. I can't find my pencil case.  
Dad: Look under your pillow.  
Kate: It isn't there.



Dad: Here it is. It's under your bed.  
Kate: Thanks, Dad.

### 2 Listening Listen and tick (✓) the correct picture. 161



### 3 Speaking Look at the words. Point and say.

pen teddy book

cupboard bed shelf



I can't find my book.

Look on your shelf.

It isn't there.

Look on your cupboard.

Here it is.



Watch the DVD!



1 Look at the story again. Act.




2 Make a bedroom poster.




Colour and decorate the bedroom.



Colour and cut out the blanket, pillow and door.



Stick the items on the poster.  
Stick one side so they open.



Cut out the teddy, book and sock.  
Stick them in the bedroom.

3 **Speaking** Use the bedroom poster and say.





## Review 5

### 1 Circle the odd-one-out. Write.

- |   |       |            |        |         |       |
|---|-------|------------|--------|---------|-------|
| 1 | bed   | cupboard   | shelf  | shell   | shell |
| 2 | crab  | sandcastle | twelve | bucket  |       |
| 3 | beach | thirteen   | twenty | fifteen |       |
| 4 | walk  | the sea    | run    | dance   |       |

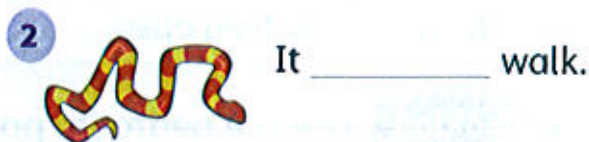
### 2 Write T (true) or F (false).



- There are two beds. T
- There's a kite under a bed.
- There are books on the cupboard.
- There are trousers on the rug.
- There's a ruler on the shelf.

### 3 Write.

can can't



### 4 Look and write.

Here ~~can't~~ there Look sofa

I can't find my car.

It's on the shelf.

There it is!

It isn't there.

It's under the sofa.





5 Match.



Let's make

sun cream.



Let's put on

crabs.



Let's go in

a boat.



Let's find

a sandcastle.

6 Circle the vowel.



a e i o u



a e i o u



a e i o u



a e i o u



a e i o u

7 Look at the pictures again and write.

a

e

i

o

u

fan

8 Read and colour.

My work in Units 13, 14 and 15 is



OK




Good



Excellent



# Family

1 Listen and circle the family words.  162

Hello, Ted.

Look, Alice. This is my family.

1 Which child is your cousin?

This is my cousin. He's got a green coat.

2 What's his name?

His name's Danny. He's six.





## Let's talk about family

**Who's** this?

It's my dad.

**Which** is your sister?

This is my sister.



**What's** her name?

Her name's Jane.

**Where's** your brother?

He's here, next to Mum.

### 2 Read again. Circle the correct word.

1 **Danny / Kate** is Ted's cousin.

2 Ted's cousin is **nine / six**.

3 Danny's coat is **white / green**.

4 Ted's sister is **nine / six**.

### 3 Look, ask and answer.

Mr Simms

Holly

dad

sister

My name's Tom.  
This is my family.

Becky

Mrs Simms

cousin

mum

Who's this?

She's Becky. She's Tom's cousin.


### 4 Write about your family.



This is my mum. This is my  
sister. This is my sister's  
teddy ...



# Wild animals

1 Listen and number.  163

1 My name's Louise. This is my garden. I like animals. There are always wild animals in my garden.

2 This is a butterfly. It's orange, black and white. It's beautiful.

3 Those are birds. They're big, blue and yellow. I like birds.

4 These are ants. They're very small.

5 Look at that squirrel. It's grey and it's got a long tail. It's cute.





## Let's talk about wild animals

- 1 **This** is a squirrel.
- 2 **That's** a squirrel.
- 3 **These** are birds.
- 4 **Those** are birds.



### 2 Read again. Circle T (true) or F (false).

- |                                |                                    |                         |
|--------------------------------|------------------------------------|-------------------------|
| 1 Louise likes animals.        | <input checked="" type="radio"/> T | F                       |
| 2 Those birds are small.       | T                                  | <input type="radio"/> F |
| 3 This butterfly is beautiful. | T                                  | <input type="radio"/> F |
| 4 These ants are big.          | T                                  | <input type="radio"/> F |
| 5 That squirrel is grey.       | T                                  | <input type="radio"/> F |

### 3 Look and say.

**this that these those**



This is a squirrel.

That's a dog.



## Factfile

Birds and squirrels live in many gardens in the UK.

### 4 Write about an animal.



This is a duck. It's yellow and blue. It's got two legs...



# At my school

1 Listen and read.  164

1 Hi. I'm Leo. This is my school. My teacher is Miss Taylor. I'm in class 1P. There are ten boys and ten girls.

Sit down, class.



This is Miss Taylor in the classroom. She's got blue eyes and straight hair.

Walk. Don't run.



Now it's break time.

Put your hand up!



Now we can talk.





## Let's talk about school

Walk.	✓
<b>Don't</b> run.	✗
Listen.	✓
<b>Don't</b> talk.	✗

### 2 Read again. Finish the sentences.

- 1 Leo's teacher is Miss Taylor.
- 2 She's got straight \_\_\_\_\_.
- 3 She's got blue \_\_\_\_\_.
- 4 Miss Taylor says, "Listen. Don't \_\_\_\_\_."
- 5 There are ten boys and ten \_\_\_\_\_.
- 6 At break time, Miss Taylor says, "Walk. Don't \_\_\_\_\_."

### 3 Point and say.



Don't talk.

Stand up!



### 4 Write about your class.



I'm Emily. This is my school.  
I'm in class 1V.  
My teacher is Mrs Carter.  
She's got long hair...

## Factfile

Many children wear school uniform in the UK.



## Grammar reference

### Unit 1

**What's this? It's a pen.**

Write.

1 What's this? \_\_\_\_\_ a cat.

2 What's \_\_\_\_\_? It's a dog.

3 What's \_\_\_\_\_? It's a pencil.

4 \_\_\_\_\_ this? \_\_\_\_\_ a ruler.

### Unit 2

This is **my** bag.

**Is this your teddy? Yes, it is.**

This is **your** doll.

**No, it isn't.**

Write.

1 \_\_\_\_\_ your bike? Yes, it is.

2 Is this my game? No, \_\_\_\_\_.

### Unit 3

one arm

**These are my arms.**

two arms

**This is my nose.**

Read and tick (✓) if the sentence is correct.

1 These are my legs.

☐

2 This is my shoulders.

☐

3 This my face.

☐

4 This is my arms.

☐

### Unit 4

**She's** a housewife.

**Is she** a teacher? **Yes, she is.**

**He's** a pupil.

**No, she isn't.**

Write.

1 \_\_\_\_\_ she a teacher? Yes, she is.

2 Is he a postman? No, \_\_\_\_\_.

### Unit 5

**Where's** the ball?

It's **under** the bag.

It's **in** the net.

It's **on** the slide.

Order the words.

1 ball? the Where's \_\_\_\_\_

2 under It's the tree. \_\_\_\_\_



## Unit 6

It's Mum's book. It's Billy's teddy.

Write.

1 Billy / coat. It's Billy's coat.

2 Rosy / kite. \_\_\_\_\_

3 Dad / bag. \_\_\_\_\_

4 Tim / hat. \_\_\_\_\_

## Unit 7

This is **her** dress.

These are **his** trousers.

**Are these** her socks?

**Yes, they are.**

**No, they aren't.**

Write.

1 This is Billy's coat. It's his coat.

2 This is Rosy's kite. \_\_\_\_\_

3 This is Dad's bag. \_\_\_\_\_

4 This is Tim's tracksuit. \_\_\_\_\_

## Unit 8

**Where's** Grandma?

**She's** in the dining room.

**Is she** in the kitchen?

**Yes, she is.**

**No, she isn't.**

**Where are** Dad and Billy?

**They're** in the garden.

**Are they** in the living room?

**Yes, they are.**

**No, they aren't.**

Write.

1 \_\_\_\_\_ Mum? \_\_\_\_\_ in the bathroom.

2 Where \_\_\_\_\_ Rosy and Billy? \_\_\_\_\_ in the kitchen.

3 \_\_\_\_\_ Grandma and Grandpa downstairs? Yes, \_\_\_\_\_.



## Grammar reference

### Unit 9

I've **got** two sandwiches.

I **haven't got** my lunch box.

I've got **an** apple.

I've got **a** pineapple.

**an + a, e, i, o, u**

#### Order the words.

1 got orange I've an \_\_\_\_\_

2 my haven't lunch box I got \_\_\_\_\_

### Unit 10

He's **got** brown eyes.

She's **got** blue eyes.

It's **got** brown eyes.

He **hasn't got** green eyes.

She **hasn't got** short hair.

It **hasn't got** green eyes.

#### Read and write T (true) or F (false).

1 A dog's got two legs. \_\_\_\_\_

2 Tim hasn't got black hair. \_\_\_\_\_

3 A lion's got four legs. \_\_\_\_\_

4 Rosy's got a brother. • \_\_\_\_\_

### Unit 11

I **like** monkeys.

I **don't like** elephants.

I'm tall.

He's tall.

She's tall.

It's little.

They're little.

#### Write like or don't like.

1 😊 I \_\_\_\_\_ elephants.

2 ☹️ I \_\_\_\_\_ polar bears.

3 ☹️ I \_\_\_\_\_ snakes.

4 😊 I \_\_\_\_\_ monkeys.

### Unit 12

Do you **like** yogurt? **Yes, I do.**

**No, I don't.**

What do you **like**? **I like rice.**

#### Write.

1 Do you like rice? Yes, \_\_\_\_\_.

2 \_\_\_\_\_ you like tea? No, \_\_\_\_\_.



## Unit 13

**There's** a doll on the rug. **There are** books under the bed.

Write

- 1 \_\_\_\_\_ a T-shirt on the bed.      2 \_\_\_\_\_ shoes in the cupboard.  
3 \_\_\_\_\_ books on the shelf.      4 \_\_\_\_\_ a cardigan on the rug.

## Unit 14

<b>He can</b> fly.	<b>He can't</b> swim.
<b>She can</b> fly.	<b>She can't</b> swim.
<b>It can</b> fly.	<b>It can't</b> swim.
<b>Can he</b> play football?	<b>Yes, he can.</b>
	<b>No, he can't.</b>

Write.

- 1 Can a bird fly? Yes, it \_\_\_\_\_.      2 \_\_\_\_\_ a monkey talk? No, it \_\_\_\_\_.

## Unit 15

**Let's** make a sandcastle      **That's** a good idea.

Read and circle.

- 1 Let's swim / have in the sea.      2 Let's make / find crabs.  
3 Let's play / go ball.      4 Let's run / make a sandcastle.



# 2<sup>nd</sup> Edition Family and Friends

Support and development for the whole child


Building on the exceptionally strong skills training, phonics and civic education of the internationally best-selling first edition, **Family and Friends 2nd Edition** now brings you:

- NEW** Real-world fluency development with supporting DVD
- NEW** Interactive online practice you can assign and track
- NEW** Comprehensive assessment and testing programme, including Cambridge English: YLE

## For students



Class Book  
with Student MultiROM



Workbook  
with or without Online Practice

## Also available



Grammar Friends  
Readers  
Alphabet book  
Oxford Primary Skills: Reading and Writing

## For teachers



Teacher's Book Plus  
with Fluency DVD, Online Practice and  
Assessment and Resource CD-ROM & Audio CD



Oxford iTools  
Digital Classroom Resources



Class Audio CDs



Teacher's Resource Pack  
with Story Posters, Phonics Cards and Flashcards

**OXFORD**  
UNIVERSITY PRESS

**oxfordparents**  
Help your child with English  
[www.oup.com/elt/oxfordparents](http://www.oup.com/elt/oxfordparents)

ISBN 978-0-19-480829-3



9 780194 808293

[www.oup.com/elt/familyandfriends](http://www.oup.com/elt/familyandfriends)



## Unit 13

**There's** a doll on the rug. **There are** books under the bed.

Write

- 1 \_\_\_\_\_ a T-shirt on the bed.      2 \_\_\_\_\_ shoes in the cupboard.  
3 \_\_\_\_\_ books on the shelf.      4 \_\_\_\_\_ a cardigan on the rug.

## Unit 14

**He can** fly.**He can't** swim.**She can** fly.**She can't** swim.**It can** fly.**It can't** swim.**Can he** play football?**Yes, he can.****No, he can't.**

Write.

- 1 Can a bird fly? Yes, it \_\_\_\_\_.      2 \_\_\_\_\_ a monkey talk? No, it \_\_\_\_\_.

## Unit 15

**Let's** make a sandcastle      **That's** a good idea.

Read and circle.

- 1 Let's swim / have in the sea.      2 Let's make / find crabs.  
3 Let's play / go ball.      4 Let's run / make a sandcastle.



Great Clarendon Street, Oxford, OX2 6DP, United Kingdom

Oxford University Press is a department of the University of Oxford. It furthers the University's objective of excellence in research, scholarship, and education by publishing worldwide. Oxford is a registered trade mark of Oxford University Press in the UK and in certain other countries

© Oxford University Press 2014

The moral rights of the author have been asserted

First published in 2014

2018 2017 2016 2015 2014

10 9 8 7 6 5 4 3 2 1

### No unauthorized photocopying

All rights reserved. No part of this publication may be reproduced, stored in a retrieval system, or transmitted, in any form or by any means, without the prior permission in writing of Oxford University Press, or as expressly permitted by law, by licence or under terms agreed with the appropriate reprographics rights organization. Enquiries concerning reproduction outside the scope of the above should be sent to the ELT Rights Department, Oxford University Press, at the address above

You must not circulate this work in any other form and you must impose this same condition on any acquirer

Links to third party websites are provided by Oxford in good faith and for information only. Oxford disclaims any responsibility for the materials contained in any third party website referenced in this work

ISBN: 978 0 19 480829 3 (Pack)

ISBN: 978 0 19 480836 1 (Class Book)

ISBN: 978 0 19 480855 2 (MultiROM)

Printed in China

This book is printed on paper from certified and well-managed sources

### ACKNOWLEDGEMENTS

Cover illustration by: Christos Skaltsas

Main character illustrations by: Tomek Giovanis and Christos Skaltsas pp.2, 4, 8, 9 (top), 14, 15, 20, 21, 30, 31, 36, 37, 42, 43, 44 (top), 50, 52, 53, 58, 59, 64, 65, 72, 74, 75, 80, 81, 86, 87, 96, 97 (top), 102, 103, 108, 109

Other illustrations by: Kathy Baxendale pp.100, 101; Simon Clare Creative Workshop Ltd pp.11, 17, 23, 29 (bottom), 33, 39, 45, 51 (bottom), 55, 61, 67, 73 (bottom), 77, 83, 89, 95 (bottom), 99, 105, 111, 117 (bottom); Tony Forbes (Sylvie Poggio Artists) pp.18, 46, 47, 79, 84, 85, 112, 113; Andy Hamilton pp.5 (top), 6, 7 (top, bottom), 9 (bottom), 10 (top), 14 (top), 15, 16, 20 (top), 21 (bottom), 22 (top), 28, 29 (top), 30 (top), 31 (bottom), 32 (top), 36 (top), 37 (bottom), 38 (top), 50 (bottom), 51 (top), 52 (top), 53 (bottom), 54 (top), 58 (top), 60 (top), 63, 64 (top), 65 (middle), 66 (top), 72 (bottom), 73 (top, middle), 74 (top), 75 (bottom), 76 (top), 80 (top), 81 (middle, bottom), 82 (top), 86 (top), 87 (middle, bottom), 88 (top), 94, 95 (top), 96 (top), 97 (bottom), 102 (top), 103 (bottom), 104 (top), 108 (top), 109 (bottom), 110, 116, 117 (top); Dusan Pavlic (Beehive Illustration) pp.26, 34, 35, 48, 70, 92, 114; Lisa Smith (Sylvie Poggio Artists) pp.40, 41, 56; Jo Taylor (Sylvie Poggio Artists) song illustrations pp.5, 7, 10, 16 (top), 22, 32, 38, 44, 54, 60, 66, 76, 82, 88, 98, 104, 110; Lesley Vamos (Andrea Brown Literary Agency) pp.119, 121, 123

Commissioned photography by: Chris King pp.12, 13, 24, 25, 68, 69, 90, 107; Graham Alder at MM Studios pp.27, 49, 71, 93, 115, 122-123

The publisher would like to thank the following for their kind permission to reproduce photographs: Alamy pp.13 (bookcase/Giovanni Guarino Stock), 19 (elephant puzzle/Judith Collins), 26 (white girl/Myrleen Pearson), 35 (fireman/Paul Doyle), 35 (postman/Alex Segre), 48 (Middle-Eastern girl/Cultura Creative), 62 (dining room/Paul Carstairs), (parents' bedroom/colinspics), 69 (carton of pineapple juice/whiteboxmedia limited), 70 (white girl/Myrleen Pearson), (kids on roundabout/MBI), 92 (Middle-Eastern girl/Cultura Creative), 106 (tiger/blickwinkel), (macaw/MasPix), 114 (white girl/Myrleen Pearson), 118 (family posing/Gregg Vignal), (family walking/Gregg Vignal), 119 (family/ Kzenon), 121 (birds in garden/Anne Gilbert), (white girl/Myrleen Pearson), 123 (Middle-Eastern girl/Cultura Creative); Corbis p.91 (steak/Envision); Fotolia pp.69 (roll/dinostock), 69 (pear/Alexstar), (banana/rufar), 90 (eggs/ JAJA); Getty 62 (family in living room/Clerkenwell), 62 (balcony/Nicho Sodling), 100 (boy with football/Stock4B), 118 (children with tablet computer/ KidStock), 120 (girl in garden/Adrian Burke); iStock pp.26 (Middle-Eastern boy/LifesizeImages), 69 (cherries on stalks/dionisvero), (biscuit/red2000), (grapes/creacart), 70 (Middle-Eastern boy/LifesizeImages), 90 (steak/joecicak), (carrots/felinda), (bowl of grapes/Tomboy2290), 91 (sandwich/robynmac), (baguette/thumb), 114 (Middle-Eastern boy/LifesizeImages), 120 (ants/ Antrey), 121 (Middle-Eastern boy/LifesizeImages); Oxford University Press

pp.19 (teddy bear/Jon Helgason), 35 (nurse/Flying Colours Ltd), (doctor/ White), (schoolgirl/India Picture RF), 57 (pink trousers/Oleksiy Maksymenko), 69 (apple/Ingram), 91 (yoghurt/Mark Mason), (ice cream/Photodisc), (apple/ Ingram), 119 (white boy/Gareth Boden); Shutterstock pp.13 (blue folder/ Elnur), 18 (girl/Lana K), 19 (Middle-Eastern girl/Tracy Whiteside), (Middle-Eastern boy/ZouZou), (white girl/Monkey Business Images), (white boy/ Anetlanda), (toy car/Evangelos), (scooter/Szasz-Fabian Ilka Erika), (highlighters/ Emeric), 48 (white boy/Valiza), 57 (blue overcoat/Karkas), (red overcoat/Lepas), (red trousers/studio BM), (red shoes/pzAxe), 62 (boy's bedroom/Mark Bonham), 69 (orange/Maks Narodenko), (boiled egg/antpkr), 90 (rice/oriori), (ice cream/ Andrey Armyagov), 91 (restaurant/BlueOrange Studio), 92 (white boy/Valiza), 107 (giraffe/bluehand), (monkey/saddako), (snake/rattanapatphoto), (chick/ DenisNata), (lion/Sarah Cheriton-Jones), 120 (butterfly/Sari O'Neal), (squirrel/ BestShots), 123 (white boy/Valiza), 119, 121, 123 (notebook/Prapann)

Family and Friends 2<sup>nd</sup> Edition Level 1 Posters by: Tomek Giovanis and Christos Skaltsas

Family and Friends 2<sup>nd</sup> Edition Level 1 Flashcards by: Andy Hamilton

Family and Friends 2<sup>nd</sup> Edition Level 1 Phonics Cards by: Simon Clare Creative Workshop Ltd

We would also like to thank the following for their help: New Marston Primary School, Oxford

The authors and publisher are grateful to those who have given permission to reproduce the following extracts and adaptations of copyright material: p.7 'Sing a Rainbow' words and music by Arthur Hamilton © 1955 (renewed) Mark VII td. All rights administered by Warner/Chappell Music Ltd, London W6 8BS; reproduced by permission.



موسسه زبان دهخودا  
dehkhodaedu.com