

ENGLISH TIME

STUDENT BOOK



Susan Rivers
Setsuko Toyama



OXFORD

Table of Contents


Syllabus	iv
Classroom Language	vi
The Alphabet	viii
Unit 1	1
Unit 2	5
Unit 3	9
Review 1	13
Unit 4	15
Unit 5	19
Unit 6	23
Review 2	27
Unit 7	29
Unit 8	33
Unit 9	37
Review 3	41
Unit 10	43
Unit 11	47
Unit 12	51
Review 4	55
Songs and Chants	57
My Picture Dictionary	63
Checklists 1–4	67
Word List	71

Syllabus





Unit	Unit Title	Topic	Conversation Time	Word Time	Practice Time	Phonics Time
1	In the Neighborhood	People and animals	Good morning. Hello! How are you? Fine, thank you.	Annie Ted Digger girl boy dog	I'm Annie. I'm a girl. You're Ted. You're a boy.	Bb ball bird boy Pp pencil pig pizza
2	In the Meadow	Nature	Ah-choo! Bless you! Thanks.	tree butterfly flower cloud bird lake	This is a butterfly. That's a bird.	Gg garden girl gorilla Kk kangaroo key kite
3	On the Farm	Farm animals	Sh! Be quiet! Sorry. That's okay.	pig cow horse chicken sheep cat	What's this? It's a pig. What's that? It's a cow.	Mm milk mop mother Nn net night nurse
Review of Units 1-3						
4	At the Stationery Store	School supplies	Here you are. Thanks. You're welcome.	pen book eraser pencil ruler pencil case	Is it a/an pen? Yes, it is. Is it an eraser? No, it isn't. It's a pencil.	Dd desk dog duck Tt table teacher tiger
5	At School	Numbers	What's your first name? Emily. What's your last name? Young.	one (1) two (2) three (3) four (4) five (5) six (6) seven (7) eight (8) nine (9) ten (10) eleven (11) twelve (12)	How many cows? One cow. Two cows.	Hh hand horse house Ww water window woman
6	In Gym Class	Feelings	Ouch! Are you okay? I think so.	happy sad cold hot hungry thirsty	Are you happy? Yes, I am. No, I'm not. I'm sad.	Ff feet fish fork Vv van vase violin
Review of Units 4-6						

Unit	Unit Title	Topic	Conversation Time	Word Time	Practice Time	Phonics Time
7	At the Food Court	Food	Are you finished? No, not yet. Please hurry!	hamburgers sushi fried rice dumplings noodles pizza	I/You like hamburgers. I/You don't like pizza.	Ss sea sock soup Zz zebra zipper zoo
8	At the Supermarket	Fruit and vegetables	May I borrow a pen? Sure. Here you are. Thanks.	apples oranges bananas cucumbers potatoes carrots	Do you like apples? Yes, I do. No, I don't.	short a ant bag hat map
9	At the Circus	Physical descriptions	What's wrong? I feel sick. That's too bad.	tall short fat thin young old	He's/She's short. He/She isn't tall.	short e bed egg pen vet
Review of Units 7–9						
10	Around Town	Occupations	What's your telephone number? It's 765-1234. Pardon me? 766-1234.	doctor nurse police officer teacher mail carrier firefighter	Is he a doctor? Yes, he is. Is she a doctor? No, she isn't. She's a nurse.	short i dig in pin sit
11	In Annie's Yard	Actions	Dad, this is my friend, Sam. Nice to meet you, Sam. Hello.	ride a bike climb a tree drive a car draw a picture play basketball sing a song	I/You/He/She/It can climb a tree. I/You/He/She/It can't ride a bike.	short o hot hop on pot
12	At the Park	Actions	I'm going now. Bye-bye! See you tomorrow.	swim use chopsticks fly a kite make a sandwich do a cartwheel play the guitar	Can you/he/she/it swim? Yes, I/he/she/it can. No, I/he/she/it can't.	short u bus nut sun up
Review of Units 10–12						


Classroom Language

 Listen and do the actions.





The Alphabet

A.  Listen and sing along.

A a

B b

C c

D d

E e

F f

G g

H h

I i

J j

K k

L l

M m

N n

O o

P p

Q q

R r

S s

T t

U u

V v

W w

X x

Y y

Z z



B. Point to the letters. Say the alphabet on your own.



In the Neighborhood

Conversation Time

A. Listen and repeat.



Good morning.



Hello! How are you?



Fine, thank you.

B. Listen and find the speakers.

C. Role-play the conversation with a partner.




D. Review. Listen and repeat.

Hello!

Hi!

Word Time

A.  Listen and repeat.

1.  Annie


2.  Ted

3.  Digger

4.  girl

5.  boy

6.  dog

B.  Listen and write the letter.

C. Point and say the words.

D.  Listen and point.

E. Write the words.
(See pages 63–66.)



Practice Time


A.  Listen and repeat.

I'm | Annie.
a girl.


I'm = I am

You're | Ted.
a boy.


You're = You are

B.  Listen and repeat. Then practice with a partner.


1. I'm Annie. I'm a girl.




2. You're Ted. You're a boy.



3. I'm Ted. I'm a boy.




4. You're Annie. You're a girl.




5. I'm Digger. I'm a dog.



6. You're Digger. You're a dog.



C. Look at page 2. Point to the picture and practice with a partner.

D.  Listen and sing along. (See "The Ted and Annie Song" on page 57.)

Phonics Time

A.  Listen and repeat.



ball



bird



boy




pencil

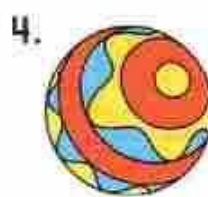



pig





pizza

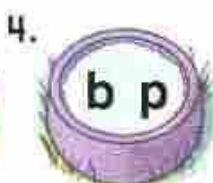
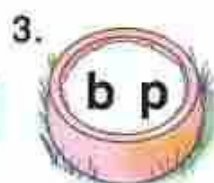
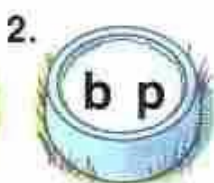
B.  Does it begin with **b**? Listen and circle.



C.  Does it begin with **p**? Listen and circle.



D.  Does it begin with **b** or **p**? Listen and circle.





In the Meadow

Conversation Time

A.  Listen and repeat.

B.  Listen and find the speakers.


C. Role-play the conversation with a partner.



Ah-choo!




Bless you!



Thanks.



D.  Review. Listen and repeat.

Hi. I'm Walt.

Hello, Walt!

Word Time

A.  Listen and repeat.

1.  tree


2.  butterfly

3.  flower

4.  cloud

5.  bird

6.  lake

B.  Listen and write the letter.

C. Point and say the words.

D.  Listen and point.

E. Write the words.
(See pages 63–66.)



Practice Time

A.  Listen and repeat.

This is | a butterfly.

That's | a bird.

That's = That is

B.  Listen and repeat. Then practice with a partner.

1. This is a butterfly.



2. That's a lake.



3. This is a bird.



4. This is a flower.




5. That's a tree.



6. That's a cloud.



C. Look at page 6. Point to the picture and practice with a partner.

D.  Listen and sing along. (See "This Is a Flower" on page 57.)

Phonics Time

A.  Listen and repeat.



garden



girl



gorilla



kangaroo



key



kite

B.  Does it begin with **g** or **k**? Listen and circle.

1.



g **k**

2.



g **k**

3.



g **k**

4.



g **k**

5.




g **k**

6.



g **k**

C.  Does it begin with **b**, **p**, **g**, or **k**? Listen and write.

1.

2.

3.

4.

5.

6.



On the Farm

Conversation Time

A. Listen and repeat.

B. Listen and find the speakers.

C. Role-play the conversation with a partner.




Sh! Be quiet!



Sorry.



That's okay.



D. Review. Listen and repeat.

Hello! How are you?

Fine, thanks.

Word Time

A.  Listen and repeat.

1.  pig


2.  cow

3.  horse

4.  chicken

5.  sheep


6.  cat

B.  Listen and write the letter.

C. Point and say the words.

D.  Listen and point.

E. Write the words.
(See pages 63–66.)



Practice Time


A.  Listen and repeat.



What's | this?
 | that?

What's = What is


It's | a pig.
 | a cow.

It's = It is

B.  Listen and repeat. Then practice with a partner.



C. Look at page 10. Point to the picture and practice with a partner.

D.  Listen and sing along. (See "What's This?" on page 58.)

Phonics Time

A.  Listen and repeat.



milk



mop



mother



net



night



nurse

B.  Does it begin with m or n? Listen and match.

1.



2.



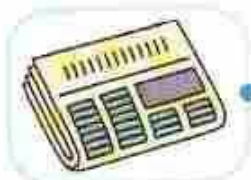
3.



4.




5.



6.



C.  Does it begin with m or n? Listen and circle.

1.



2.



3.



4.



5.




6.






Review 1

Story Time



A. Listen and repeat.



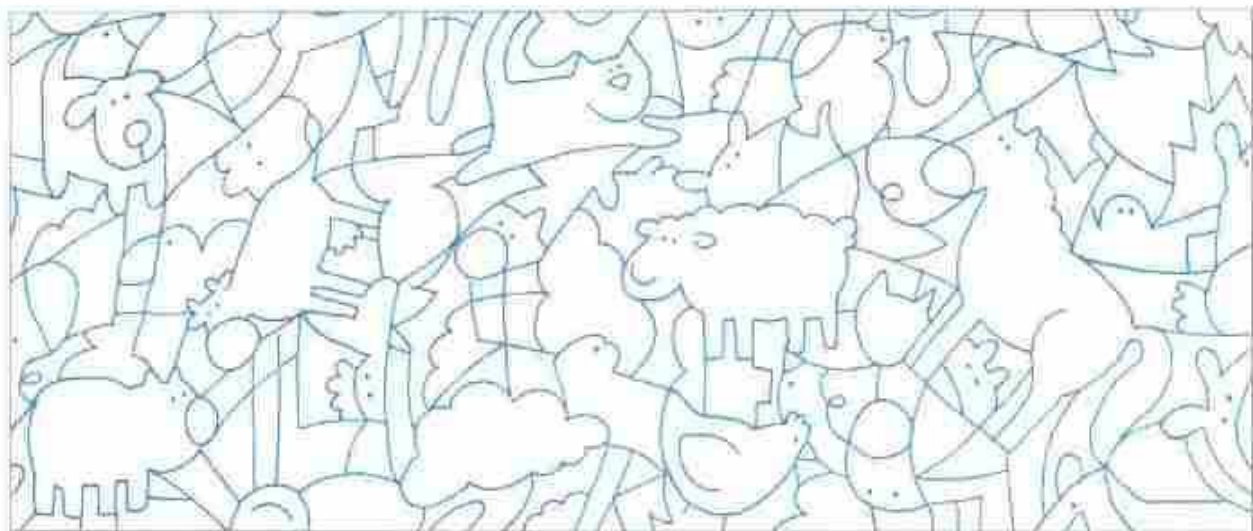
To be continued...

B. Look at A. Listen and point.

C. Role-play these scenes.



A. Listen. Find and number the pictures in the puzzle.



B. Listen and circle the correct word.

1. pizza ball 2. kite gorilla 3. milk nose
4. key girl 5. mop net 6. pig boy

C. Listen and find the picture. Write the number.





4 At the Stationery Store

Conversation Time

A. Listen and repeat.

B. Listen and find the speakers.

C. Role-play the conversation with a partner.




Here you are.



Thanks.



You're welcome.



D. Review. Listen and repeat.

Shh! Be quiet!

Sorry.

Word Time

A.  Listen and repeat.

1.  pen


2.  book

3.  eraser

4.  pencil

5.  ruler

6.  pencil case

B.  Listen and write the letter.

C. Point and say the words.

D.  Listen and point.

E. Write the words.
(See pages 63–66.)



Practice Time

A.  Listen and repeat.


Is it a pen?
an eraser?

Yes, it is.

No, it isn't. It's a pencil.

isn't = is not

It's = It is

B.  Listen and repeat. Then practice with a partner.

1. Is it a pen?
Yes, it is.



2. Is it an eraser?
No, it isn't. It's a ruler.



3. Is it a book?
Yes, it is.



4. Is it a pencil case?
Yes, it is.




5. Is it a pen?
No, it isn't. It's a pencil.



6. Is it a ruler?
No, it isn't. It's an eraser.

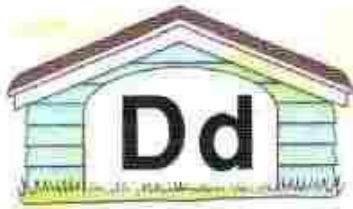


C. Look at page 16. Point to the picture and practice with a partner.

D.  Listen and sing along. (See "Thanks. You're Welcome." on page 58.)

Phonics Time

A. Listen and repeat.



desk



dog



duck



table



teacher



tiger

B. Does it begin with d or t? Listen and write.

1.



2.



3.




4.



5.



6.



C. Listen and match.

1

2

3

4

5

6

d

p

g

k

b

f



At School

Conversation Time

A. Listen and repeat.



What's your first name?



Emily.



What's your last name?



Young.

B. Listen and find the speakers.

C. Role-play the conversation with a partner.



D. Review. Listen and repeat.

Here you are.

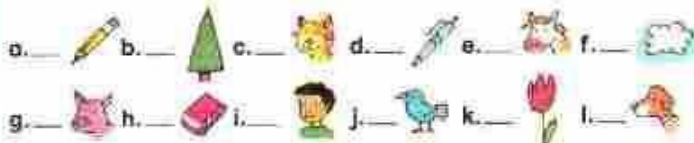
Thank you.

Word Time

A.  Listen and repeat.

- | | | |
|------------------|--------------------|--------------------|
| 1 one
. | 2 two
.. | 3 three
... |
| 4 four
.... | 5 five
..... | 6 six
..... |
| 7 seven
..... | 8 eight
..... | 9 nine
..... |
| 10 ten
..... | 11 eleven
..... | 12 twelve
..... |

B. Find the items in the large scene.
Count and write the number.



C.  Look at B. Listen and check.

D.  Listen and point.

E. Write the words. (See pages 63–66.)




Practice Time

A.  Listen and repeat.

How many | cows?

One | cow.
Two | cows.

B.  Listen and repeat. Then practice with a partner.

1. How many cows?
One cow.



2. How many pigs?
Three pigs.



3. How many cats?
Four cats.



4. How many clouds?
Seven clouds.




5. How many books?
Ten books.



6. How many pens?
Twelve pens.



C. Look at page 20. Point to the picture and practice with a partner.

D.  Listen and chant. (See "The Counting Chant" on page 59.)

Phonics Time

A.  Listen and repeat.



hand



horse



house



water



window




woman


B.  Does it begin with **h**? Listen and write ✓ or X.










C.  Does it begin with **w**? Listen and write ✓ or X.









D.  Does it begin with **h** or **w**? Listen and write.

1. _____

2. _____

3. _____

4. _____

5. _____

6. _____



In Gym Class

Conversation Time

A. Listen and repeat.

B. Listen and find the speakers.

C. Role-play the conversation with a partner.




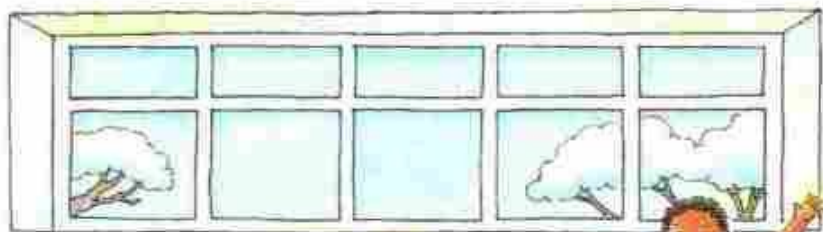
Ouch!



Are you okay?



I think so.




D. Review. Listen and repeat.

Sorry!

That's okay.



Word Time

A.  Listen and repeat.

1.  happy


2.  sad

3.  cold

4.  hot

5.  hungry


6.  thirsty

B.  Listen and write the letter.

C. Point and say the words.

D.  Listen and point.

E. Write the words.
(See pages 63–66.)



Practice Time


A.  Listen and repeat.

Are you | happy?


Yes, I am.

No, I'm not. I'm | sad.


I'm = I am

B.  Listen and repeat. Then practice with a partner.

1. Are you happy?
Yes, I am.



2. Are you happy?
No, I'm not. I'm sad.



3. Are you cold?
Yes, I am.



4. Are you cold?
No, I'm not. I'm hot.




5. Are you thirsty?
Yes, I am.



6. Are you thirsty?
No, I'm not. I'm hungry.



C. Look at page 24. Point to the picture and practice with a partner.

D.  Listen and sing along. (See "Are You Happy?" on page 59.)

Phonics Time

A.  Listen and repeat.



feet



fish



fork




van

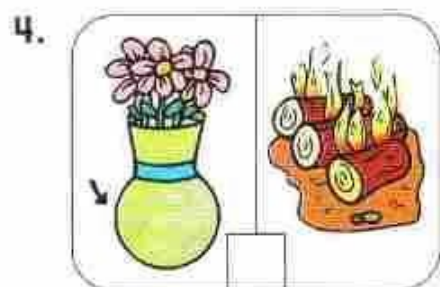



vase

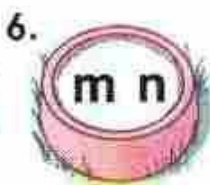
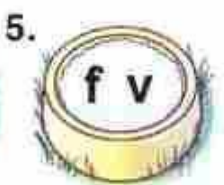
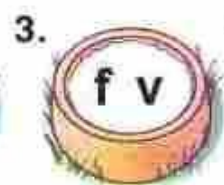


violin

B.  Do they both begin with the same sound? Listen and write ✓ or X.



C.  Does it begin with f, m, n, or v? Listen and circle.






Review 2

Story Time



A.  Listen and repeat.

1. Are you hungry, Max?



Yes, I am.

2.

Here you are.



Thanks.

You're welcome.

3. Are you thirsty, Max?



Yes, I am.

4.

Here you are.



Thanks.

You're welcome.

5. I'm happy!



I'm happy!

6.

Are you okay?



No, I'm not.

Oh, Max!

To be continued...

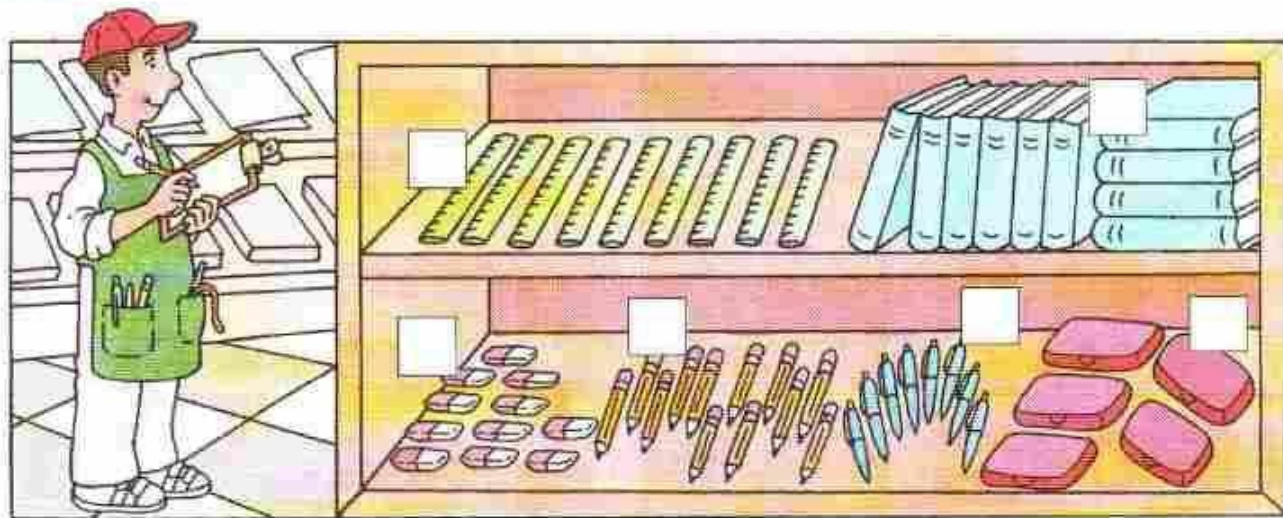
B.  Look at A. Listen and point.

C. Role-play these scenes.

Activity Time



A. Count the items. Write the number in each box. Then listen and check.



B. Listen and write the numbers.

1. _____ 2. _____ 3. _____ 4. _____ 5. _____ 6. _____

C. Listen and circle the correct word.

1. desk tiger 2. house water 3. fish van

4. woman horse 5. violin feet 6. table duck

D. Listen and circle ✓ or X.



✓ X



✓ X



✓ X



✓ X



At the Food Court

Conversation Time

A. Listen and repeat.

B. Listen and find the speakers.

C. Role-play the conversation with a partner.




Are you finished?



No, not yet.



Please hurry!



D. Review. Listen and repeat.


I'm hungry. Are you hungry?

Yes, I am!



Word Time

A.  Listen and repeat.

1.  hamburgers


2.  sushi

3.  fried rice

4.  dumplings

5.  noodles

6.  pizza

B.  Listen and write the letter.

C. Point and say the words.

D.  Listen and point.

E. Write the words.

(See pages 63–66.)



Practice Time

A.  Listen and repeat.

I like hamburgers.

I don't like pizza.

don't = do not

B.  Listen and repeat. Then practice with a partner.

1. I like hamburgers.




2. I don't like sushi.



3. You don't like fried rice.



4. You like noodles.




5. You like dumplings.




6. I don't like pizza.



C. Look at page 30. Point to the picture and practice with a partner.

D.  Listen and sing along. (See "I Like Pizza" on page 60.)

Phonics Time

A.  Listen and repeat.



sea



sock



soup




zebra



zipper



zoo

B.  Does it begin with s? Listen and circle.

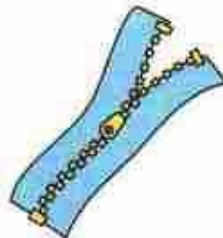
1.



2.




3.



4.



C.  Does it begin with z? Listen and circle.

1.



2.




3.



4.



D.  Does it begin with f, s, v, or z? Listen and write.

1.

2.

3.

4.

5.

6.






At the Supermarket


Conversation Time

A. Listen and repeat.

B. Listen and find the speakers.

C. Role-play the conversation with a partner.

 May I borrow a pen?
 Sure. Here you are.
 Thanks.



D. Review. Listen and repeat.

What's that?

It's pizza.

Word Time

A.  Listen and repeat.

1.  apples


2.  oranges

3.  bananas


4.  cucumbers

5.  potatoes

6.  carrots

B.  Listen and write the letter.

C. Point and say the words.

D.  Listen and point.

E. Write the words.
(See pages 63–66.)



Practice Time


A.  Listen and repeat.

Do you like | apples?

Yes, I do.

No, I don't.

don't = do not

B.  Listen and repeat. Then practice with a partner.

1. Do you like apples?
Yes, I do.



2. Do you like carrots?
No, I don't.



3. Do you like oranges?
Yes, I do.



4. Do you like cucumbers?
Yes, I do.




5. Do you like bananas?
No, I don't.



6. Do you like potatoes?
No, I don't.



C. Look at page 34. Point to the picture and practice with a partner.

D.  Listen and sing along. (See "Yum! Yum! Yum!" on page 60.)

Phonics Time

A.  Listen and repeat.

short a



ant



bag



hat



map

B.  Does it have **short a**? Listen and circle ✓ or X.

1.



✓ X

2.



✓ X

3.



✓ X

4.



✓ X

5.



✓ X

C. Read the words with your teacher.

1.

-a-
-ad
bad
dad
mad

2.

-a-
-ag
nag
tag
wag


3.

-a-
-an
fan
man
pan

4.

-a-
-at
bat
hat
pat

D.  Look at C. Listen and point to the words.

E.  Does it have **short a**? Listen and write ✓ or X.

1.

2.

3.

4.

5.

6.



At the Circus

Conversation Time

A. Listen and repeat.

B. Listen and find the speakers.

C. Role-play the conversation with a partner.




What's wrong?



I feel sick.



That's too bad.




D. Review. Listen and repeat.

Are you okay?

I think so.

Word Time

A.  Listen and repeat.

1.  tall


2.  short

3.  fat

4.  thin

5.  young


6.  old

B.  Listen and write the letter.

C. Point and say the words.

D.  Listen and point.

E. Write the words.
(See pages 63–66.)



Practice Time

A.  Listen and repeat.


He's
She's | short.

He's = He is

She's = She is

He isn't
She isn't | tall.

isn't = is not

B.  Listen and repeat. Then practice with a partner.

1. He's short.
He isn't tall.



2. She's fat.
She isn't thin.




3. He's old.
He isn't young.




4. He's thin.
He isn't fat.




5. She's tall.
She isn't short.



6. She's young.
She isn't old.



C. Look at page 38. Point to the picture and practice with a partner.

D.  Listen and chant. (See "The Tall/Short Chant" on page 61.)

Phonics Time

A.  Listen and repeat.

short e



bed




egg



pen



vet

B.  Does it have **short e**? Listen and circle ✓ or X.

1.



✓ X

2.



✓ X

3.



✓ X

4.



✓ X

5.



✓ X

C. Read the words with your teacher.

1.

-e-
-ed
bed
fed
Ted

2.

-e-
-en
hen
men
ten


3.

-e-
-eg
beg
Meg
peg

4.

-e-
-et
net
pet
set

D.  Look at C. Listen and point to the words.

E.  Does it have **short a** or **short e**? Listen and circle.

1.



2.



3.



4.



5.



6.



Review 3

Story Time



A. Listen and repeat.




To be continued...

B. Look at A. Listen and point.

C. Role-play these scenes.

Activity Time

A.  Listen and write ✓ or X.



I like... (✓)



I don't like... (X)



















B.  Listen and circle the correct word.

1. soup zoo


2. ant egg

3. bag bed

4. pen map

5. zebra sock

6. vet hat

C.  Listen and find the picture. Write the number.





Around Town

Conversation Time

A. Listen and repeat.

B. Listen and find the speakers.

C. Role-play the conversation with a partner.



What's your telephone number?



It's 765-1234.



Pardon me?



765-1234.



D. Review. Listen and repeat.

Please hurry!

Okay, okay!

Word Time

A.  Listen and repeat.



doctor



nurse



police officer




teacher



mail carrier



firefighter

B.  Listen and write the letter.


C. Point and say the words.

D.  Listen and point.

E. Write the words.
(See pages 63–66.)



Practice Time

A.  Listen and repeat.

Is

he
she

 a doctor?

Yes,

he
she

 is.

No,

he
she

 isn't. He's / She's a nurse.

is not = isn't

He's = He is

She's = She is

B.  Listen and repeat. Then practice with a partner.

1. Is he a doctor?
Yes, he is.



2. Is she a doctor?
No, she isn't. She's a nurse.



3. Is he a police officer?
Yes, he is.



4. Is she a police officer?
No, she isn't. She's a firefighter.




5. Is he a mail carrier?
Yes, he is.



6. Is she a mail carrier?
No, she isn't. She's a teacher.



C. Look at page 44. Point to the picture and practice with a partner.

D.  Listen and sing along. (See "The Work Song" on page 61.)

A.  Listen and repeat.

short i



dig




in


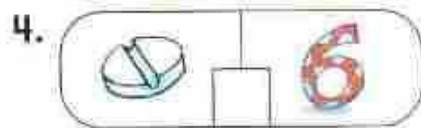
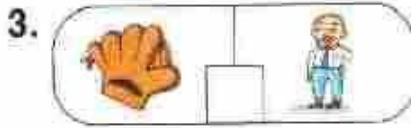
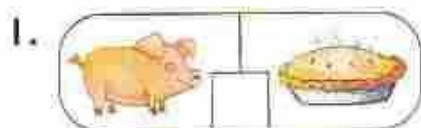


pin



sit

B.  Do they both have **short i**? Listen and write ✓ or X.



C. Read the words with your teacher.

1. **-i-**
-ig
big
fig
pig

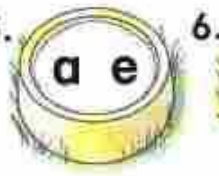
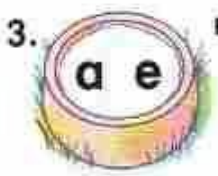
2. **-i-**
-in
fin
tin
win

3. **-i-**
-ip
dip
hip
zip

4. **-i-**
-it
hit
pit
sit

D.  Look at C. Listen and point to the words.

E.  Does it have **short a**, **short e**, or **short i**? Listen and circle.





In Annie's Yard

Conversation Time

A. Listen and repeat.

B. Listen and find the speakers.

C. Role-play the conversation with two other students.




Dad, this is my friend, Sam.



Nice to meet you, Sam.



Hello.



D. Review. Listen and repeat.

Are you finished?

No, not yet.

Word Time


A.  Listen and repeat.

1.  ride a bike


2.  climb a tree

3.  drive a car

4.  draw a picture

5.  play basketball


6.  sing a song

B.  Listen and write the letter.

C. Point and say the words.

D.  Listen and point.

E. Write the words.
(See pages 63–66.)




Practice Time

A.  Listen and repeat.


I			
You			
He	can	climb a tree.	
She			
It			

I			
You			
He	can't	ride a bike.	
She			
It			

can't = cannot

B.  Listen and repeat. Then practice with a partner.

1. It can't climb a tree.



2. You can play basketball.



3. I can't drive a car.



4. She can draw a picture.




5. He can't ride a bike.



6. It can sing a song.



C. Look at page 48. Point to the picture and practice with a partner.

D.  Listen and sing along. (See "She Can Ride a Bike" on page 62.)

Phonics Time

A.  Listen and repeat.

short o



hot




mop



on



pot

B.  Does it have **short a**, **short e**, **short i**, or **short o**? Listen and circle.

1.



e o

2.



i o

3.



a o

4.



a o

5.



e o

C. Read the words with your teacher.

1.

-o-
-ob
Bob
mob
sob

2.

-o-
-og
dog
fog
hog

3.

-o-
-op
hop
pop
top

4.

-o-
-of
dot
hot
pot

D.  Look at C. Listen and point to the words.

E.  Does it have **short o**? Listen and write ✓ or X.

1.

2.

3.

4.

5.

6.



At the Park

Conversation Time

A. Listen and repeat.

B. Listen and find the speakers.

C. Role-play the conversation with two other students.




I'm going now.



Bye-bye!



See you tomorrow.




D. Review. Listen and repeat.

Hello!


Hello. Nice to meet you.




Word Time


A.  Listen and repeat.


1.  swim


2.  use chopsticks

3.  fly a kite

4.  make a sandwich

5.  do a cartwheel


6.  play the guitar

B.  Listen and write the letter.

C. Point and say the words.

D.  Listen and point.

E. Write the words.
(See pages 63–66.)



Practice Time

A.  Listen and repeat.

Can you
he she
she she
it it swim?

Yes, I
he he
she she
it it can.

No, I
he he
she she
it it can't.

can't = cannot

B.  Listen and repeat. Then practice with a partner.

1. Can it swim?
Yes, it can.




2. Can you use chopsticks?
No, I can't.




3. Can she fly a kite?
No, she can't.




4. Can he make a sandwich?
Yes, he can.




5. Can she do a cartwheel?
No, she can't.



6. Can you play the guitar?
Yes, I can.



C. Look at page 52. Point to the picture and practice with a partner.

D.  Listen and sing along. (See "The Kite Song" on page 62.)

A.  Listen and repeat.

short u



bus




nut



sun



up

B.  Does it have **short u**? Listen and circle.



C. Read the words with your teacher.

1. **-u-**
-ub
hub
sub
tub

2. **-u-**
-ug
bug
hug
mug

3. **-u-**
-um
gum
hum
sum

4. **-u-**
-un
bun
fun
nun

D.  Look at C. Listen and point to the words.

E.  Listen and match.

1

hat

2

pen

3

pin

4

mop

5


bus

Review 4

Story Time




A. Listen and repeat.









B. Look at A. Listen and point.

C. Role-play these scenes.


Activity Time

A.  Listen and ✓ the correct words.

	He	She	can	can't	
1. 					ride a bike.
2. 					fly a kite.
3. 					drive a car.
4. 					do a cartwheel.
5. 					make a sandwich.

B.  Listen and circle the correct word.

1. dig dog 2. hat hot 3. bus bat
4. in on 5. sun sit 6. nut mop

C.  Listen and circle ✓ or X.



✓ X



✓ X



✓ X



✓ X



The Ted and Annie Song

(Melody: Where Is Thumbkin?)



Hi! I'm Annie. Hi! I'm Annie.
I'm a girl. I'm a girl.
Hi! I'm Ted. Hi! I'm Ted.
I'm a boy. I'm a boy.

Hi! I'm Annie. Hi! I'm Annie.
Hi! I'm Ted. Hi! I'm Ted.
How are you today, Ted?
Fine, thank you, Annie.
How are you?
Fine, thank you.



This Is a Flower

(Melody: Jimmy Crack Corn)

This is a flower.
That's a tree.
This is a flower.
That's a cloud.
This is a flower.
That's a bird
and that's a butterfly!

This is a flower.
That's a lake.
This is a flower.
That's a cloud.
This is a flower.
That's a tree
and that's a butterfly!





What's This?

(Melody: Head, Shoulders, Knees, and Toes)

What's this?

It's a pig. It's a pig.

What's that?

It's a cow. It's a cow.

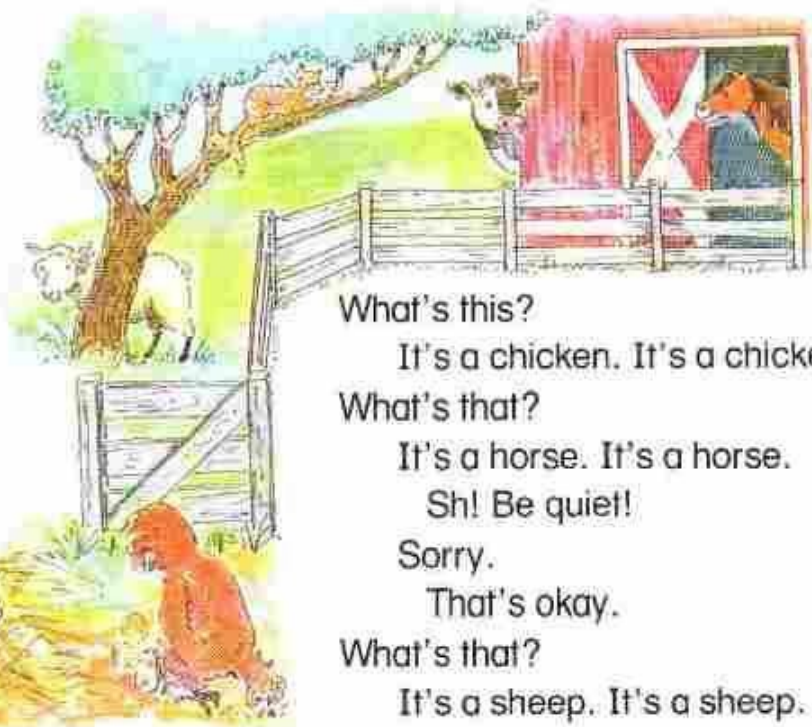
Sh! Be quiet!

Sorry.

That's okay.

What's that?

It's a cat. It's a cat.



What's this?

It's a chicken. It's a chicken.

What's that?

It's a horse. It's a horse.

Sh! Be quiet!

Sorry.

That's okay.

What's that?

It's a sheep. It's a sheep.



Thanks. You're Welcome.

(Melody: Battle Hymn of the Republic)

Is it a pencil case?

No, it isn't.

Is it a ruler?

No, it isn't.

Is it an eraser?

Yes, it is.

Here you are.

Thanks.

You're welcome.



Is it a pencil?

No, it isn't.

Is it a book?

No, it isn't.

Is it a pen?

Yes, it is.

Here you are.

Thanks.

You're welcome.



The Counting Chant

Pencils, pens, books.

Pencils, pens, books.

How many pencils?

11 pencils!

How many pens?

12 pens!

How many books?

10 books!

Pencils, pens, books.

Cats, dogs, cows.

Cats, dogs, cows.

How many cats?

4 cats!

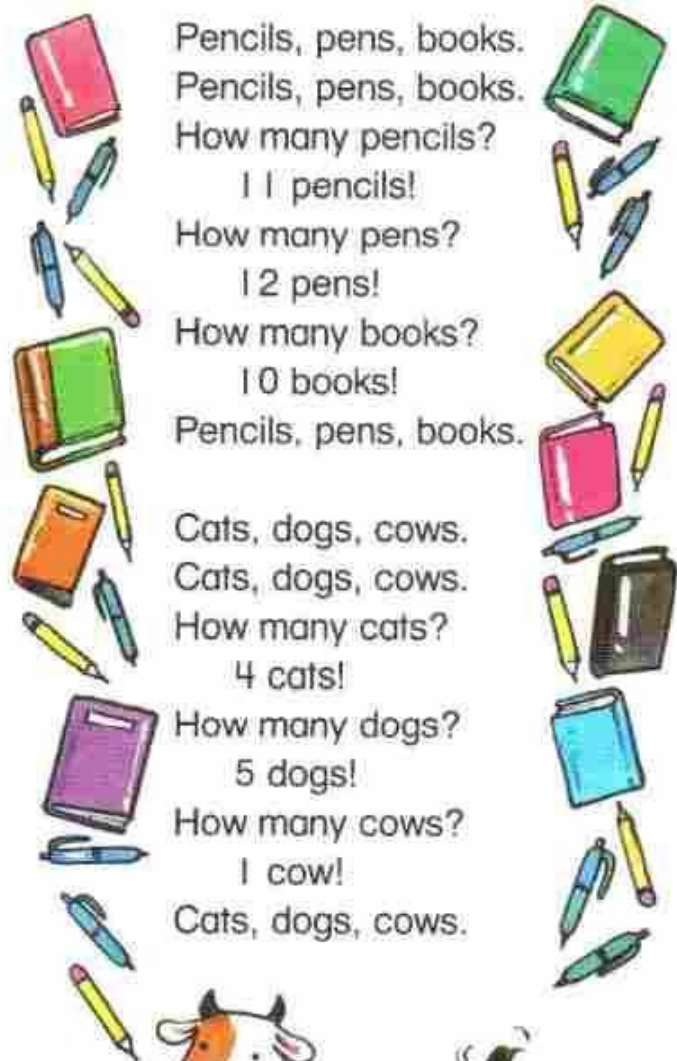
How many dogs?

5 dogs!

How many cows?

1 cow!

Cats, dogs, cows.



Are You Happy?

(Melody: Clementine)



Are you happy?

Are you happy?

Are you happy?

No, I'm not. *I'm sad.*

Are you cold?

Are you cold?

Are you cold?

No, I'm not. *I'm hot.*

Are you hungry?

Are you hungry?

Are you hungry?

No, I'm not. *I'm thirsty.*

Are you sad?

Are you sad?

Are you sad?

No, I'm not. *I'm happy.*



I Like Pizza

(Melody: This Old Man)

I like pizza.

Yes, yes, yes.

I like hamburgers.



Yes, yes, yes.

I don't like sushi.

No, no, no.

I don't like noodles.

No, no, no.



I like dumplings.

Yes, yes, yes.

I like fried rice.

Yes, yes, yes.

I don't like pizza.

No, no, no.

I don't like hamburgers.

No, no, no.

Are you finished?

No, not yet.

Please hurry!



Yum! Yum! Yum!

(Melody: I'm a Little Tea Pot)

Do you like bananas?

Yes, I do.

Yes, I do.

Yum! Yum! Yum!

Do you like apples?

No, I don't.

I don't like apples.

Yuck! Yuck! Yuck!

Do you like potatoes?

Yes, I do.

Yes, I do.

Yum! Yum! Yum!

Do you like carrots?

No, I don't.

I don't like carrots.

Yuck! Yuck! Yuck!





The Tall/Short Chant

She's short.
 She isn't tall.
 She's young.
 She isn't old.
 She's thin.
 She isn't fat.
 She's Annie!

He's tall.
 He isn't short.
 He's young.
 He isn't old.
 He's thin.
 He isn't fat.
 He's Ted!



The Work Song

(Melody: La Cucaracha)



Is she a teacher, teacher?
 No, she isn't.
 No, she isn't.
 Is she a police officer, police officer?
 No, she isn't. She's a doctor.

Is he a mail carrier, mail carrier?
 No, he isn't.
 No, he isn't.
 Is he a firefighter, firefighter?
 No, he isn't. He's a nurse.



She Can Ride a Bike

(Melody: The Farmer in the Dell)

She can ride a bike.
She can ride a bike.
She can't play basketball.
She can ride a bike.



He can climb a tree.
He can climb a tree.
He can't play basketball.
He can climb a tree.



She can drive a car.
She can drive a car.
She can't play basketball.
She can drive a car.



He can sing a song.
He can sing a song.
He can't play basketball.
He can sing a song.



The Kite Song

(Melody: Oh! Susanna)



Can you fly a kite?

Yes, I can. I can fly a kite.

Can you play the guitar?

Yes, I can. I can play the guitar.

I can fly a kite.

I can play the guitar.

Can you do a cartwheel?

No, I can't.

I can fly a kite.

Can he fly a kite?

Yes, he can. He can fly a kite.

Can he play the guitar?

Yes, he can. He can play the guitar.

He can fly a kite.

He can play the guitar.

Can he do a cartwheel?

No, he can't.

He can fly a kite.

My Picture Dictionary

Write the words.

A a



B b



C c



D d





Handwriting practice lines for the letter 'E'.



Handwriting practice lines for the letter 'E'.

E e

8

Handwriting practice lines for the letter 'E'.

11

Handwriting practice lines for the letter 'E'.



Handwriting practice lines for the letter 'E'.

F f



Handwriting practice lines for the letter 'F'.



Handwriting practice lines for the letter 'F'.

5

Handwriting practice lines for the letter 'F'.



Handwriting practice lines for the letter 'F'.



Handwriting practice lines for the letter 'F'.

4

Handwriting practice lines for the letter 'F'.



Handwriting practice lines for the letter 'F'.

G g



Handwriting practice lines for the letter 'G'.

H h



Handwriting practice lines for the letter 'H'.



Handwriting practice lines for the letter 'H'.



Handwriting practice lines for the letter 'H'.



Handwriting practice lines for the letter 'H'.



Handwriting practice lines for the letter 'H'.

L l



Handwriting practice lines for the letter 'L'.

M m



Handwriting practice lines for the letter 'M'.



Handwriting practice lines for the letter 'M'.

N n

9



O o



I



P p



R r



S s



7





Handwriting practice lines for the number 6.

6

Handwriting practice lines for the number 6.



Handwriting practice lines for the number 6.



Handwriting practice lines for the number 6.

T t



Handwriting practice lines for the letter T t.



Handwriting practice lines for the letter T t.



Handwriting practice lines for the letter T t.

10

Handwriting practice lines for the number 10.



Handwriting practice lines for the number 10.



Handwriting practice lines for the number 10.

3

Handwriting practice lines for the number 3.



Handwriting practice lines for the number 3.

12

Handwriting practice lines for the number 12.

2

Handwriting practice lines for the number 2.

U u



Handwriting practice lines for the letter U u.

Y y



Handwriting practice lines for the letter Y y.

✓ Checklist 1 (Units 1-3)

A. I can say these sentences.



I'm Annie. I'm a girl.
You're Ted. You're a boy.





This is a bird.
That's a butterfly.



What's this? It's a horse.
What's that? It's a cow.

B. I can say these words.



C. I can talk about this picture.



D. I can say the sounds of these letters.

b

p

g

k

m

n

✓ Checklist 2 (Units 4-6)

A. I can say these sentences.



Is it a pen? No, it isn't. It's a pencil.
Is it a ruler? Yes, it is.



How many books?
Four books.



Are you hot? Yes, I am.
Are you hungry? No, I'm not. I'm thirsty.

B. I can say these words.

1. happy



2. ruler



3. eleven



4. cold



5. eraser



6. twelve



7. sad



8. pencil case



C. I can talk about this picture.



D. I can say the sounds of these letters.

d

t

h

w

f

v

Checklist 3 (Units 7-9)

A. I can say these sentences.

1.



I like bananas.
You don't like apples.

2.



Do you like sushi? Yes, I do.
Do you like pizza? No, I don't.

3.



She's young. She isn't old.
He's old. He isn't young.

B. I can say these words.

1. oranges



2. dumplings



3. tall



4. short



5. carrots



6. hamburgers




7. potatoes



8. fried rice



C. I can talk about this picture.



D. I can say the sounds of these letters.

s

z

E. I can read these words.

ant hat bed egg

✓ Checklist 4 (Units 10-12)

A. I can say these sentences.



Is he a doctor? Yes, he is.
Is she a doctor? No, she isn't.
She's a mail carrier.



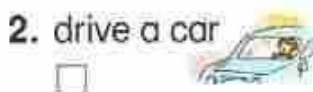


He can ride a bike.
I can't ride a bike.



Can you swim? Yes, I can.
Can it swim? No, it can't.

B. I can say these words.



C. I can talk about this picture.



D. I can read these words.

sit in mop on sun up