


Mario Herrera
Christopher Sol Cruz

BIG ENGLISH



2ND EDITION
WORKBOOK





2ND EDITION
WORKBOOK

Contents

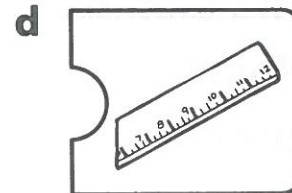
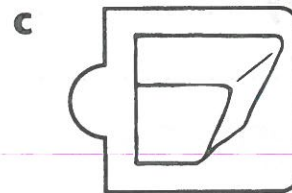
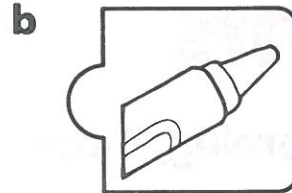

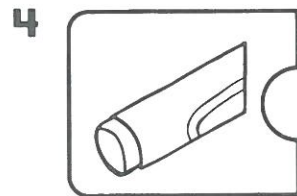

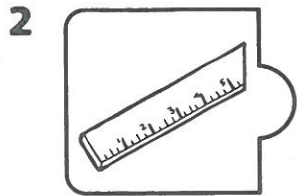
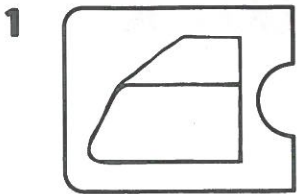
1	Good Morning, Class!	2
2	My Family	12
3	My Body	22
Checkpoint Units 1–3		32
4	My Favorite Clothes	34
5	Busy at Home	44
6	On the Farm	54
Checkpoint Units 4–6		64
7	Party Time	66
8	Fun and Games	76
9	Play Time	86
Checkpoint Units 7–9		96
Extra Grammar Practice		98
The Alphabet		107
Numbers		108

1

Good Morning, Class!

Vocabulary

1 Match, color, and say.



book

crayon

eraser


ruler

2 Look and circle.

1 What is it?
It's a **pen / marker**.





2 What is it?
It's a **backpack / desk**.





3 Listen and sing. Then draw.

The Classroom Song

a 

b 

c 

d 

Good morning, class.
Good morning to you!
How are you?
I'm fine, thank you.

What is it? It's an **eraser**. (a)
What is it? It's a **ruler**. (b)
What is it? It's a **pencil**. (c)
What is it? It's a **crayon**. (d)

Now pick up your pen
And open your book.
Say the words and write with me.
Let's start now. 1, 2, 3!

Chorus


4 Draw your backpack. Then color and write.

This is my _____.
It's _____.

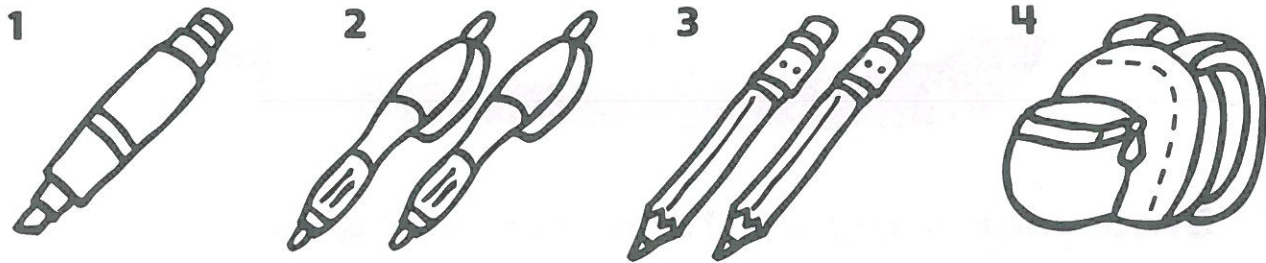


5 Read and circle.

Classroom Colors





18 6 Listen and color.



Complete the sequence.



7 Listen and ✓.



8 Read, draw, and color.

1 It's a pencil.
It's green.

2 It's a book.
It's blue.

3 It's a crayon.
It's yellow.



How did I do?



What is it? It's a ruler.

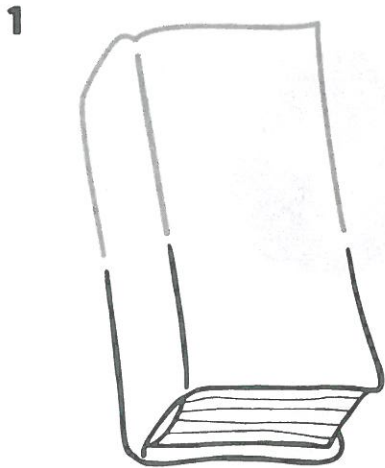
What are they? They're crayons.



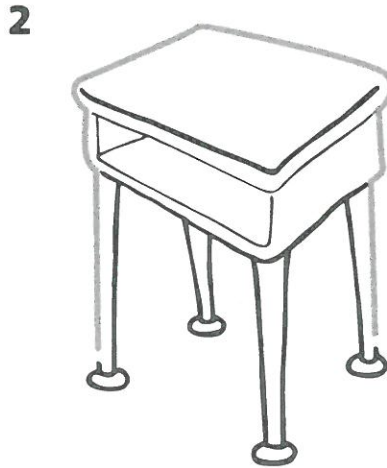
9 Trace.



What is it?



It's a book.

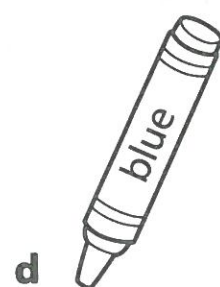
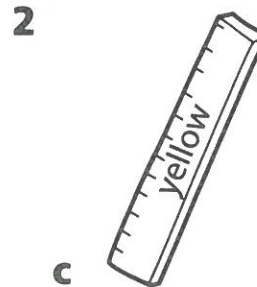

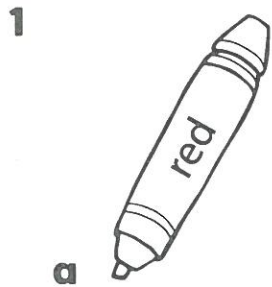


It's a desk.



It's a backpack.

10 Listen and circle. Then color.




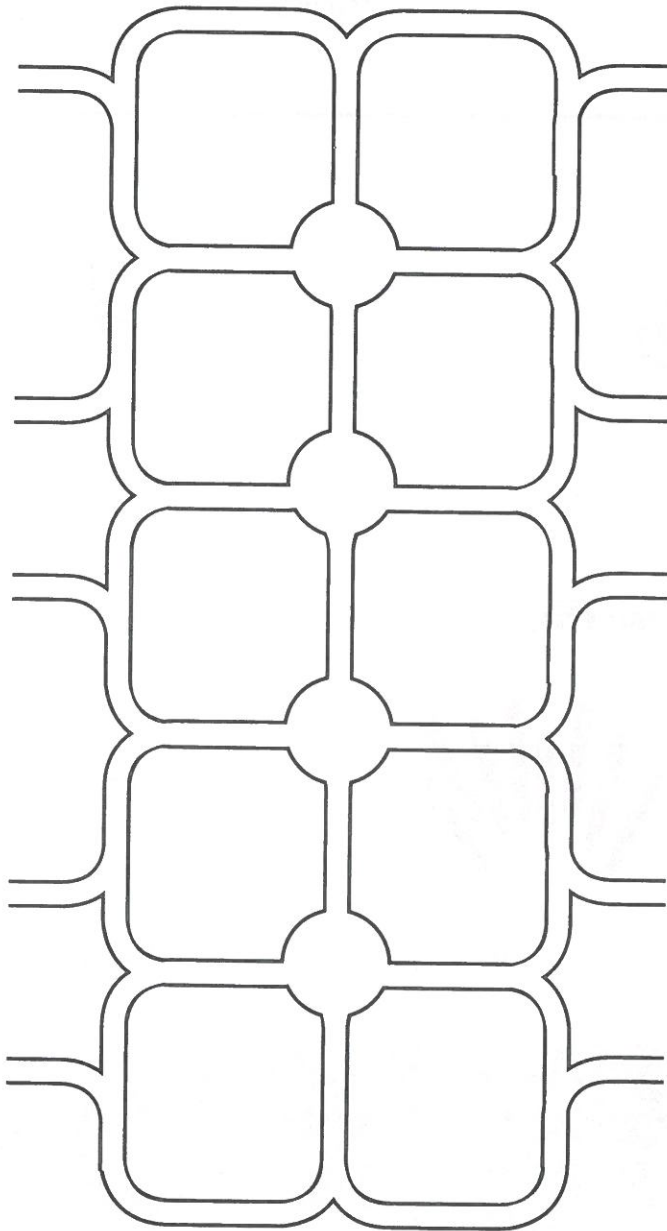





What are they?

They're...



11 Match and say.




How did I do?





12 Connect numbers 1 to 10. Count and write.

8 ●

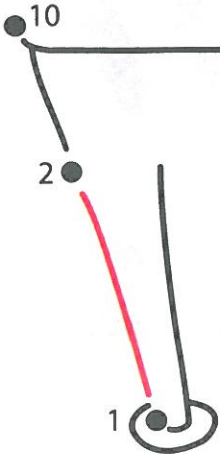


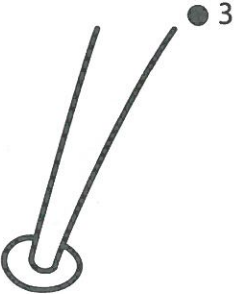


● 7

● 9 ___ pens ___ books ___ pencils

● 10


● 6

● 5

4 ●


13 Count and write.

1




___ erasers

2




___ markers

3



___ rulers

4



___ desk



I have 3 green pens and 1 red pen.
How many pens do I have?
I have _____ pens.



14 Find and circle **a**, **t**, **p**, and **n**.

a	p	c	t
o	a	p	n
s	t	n	a

15 Read and circle **a**, **t**, **p**, and **n**.

1 2 3 4

16 Match the words with the same sounds.

1 nap	a pen
2 pan	b and
3 ant	c nip

33 **17** Listen and chant.

Pat the ant
Has a tan.
Pat the ant
Takes a nap.



18 Read and write.

Please you welcome

1

Thank you.



You're _____.

2

_____ sit down.



Thank _____.

19 Draw.

I'm polite in school.



Review


20 Read, draw, and color.




1 I have a pencil. It's yellow.



2 I have a desk. It's blue.

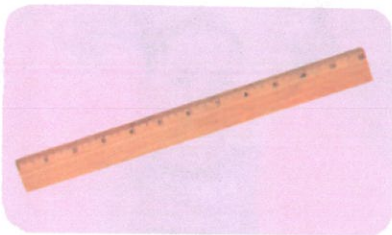


3 I have three markers.
They're red.



4 I have two books.
They're green.

21 Read and circle.





1 What is it?
It's / They're a ruler.



2 What are they?
It's / They're backpacks.



3 What is it / are they?
It's a chair.



4 What is it / are they?
They're erasers.

How did I do?



2

My Family

Vocabulary

1 Read and match.

grandmother

sister

grandfather



father

brother

mother

⁴³
2 Listen and circle. Then sing.



I Love My Family



My family, my family!

I love my family.

See them in this picture.

They mean so much to me.



My **father** / **brother**, my **mother** / **sister**!

My **sister** / **father**, my **brother** / **mother**!

We have so much fun.

They're number one.



My family, my family!

I love my family.

I love them and they love me,

That's why we're family!



3 Draw your mother and father. Then write.



She's my _____.




He's my _____.

How did I do?



4 Read and point. Then read and circle.

A Big Family



I have...

- a one brother and two sisters.
- b one brother and one sister.
- c two brothers and one sister.

THINK BIG

Look at 4 and ✓ Tim's family.







⁴⁷
5 Listen and write the number.



How did I do?




How many brothers and sisters do you have?

I have one brother.

I have two sisters.

6

Read, count, and color.



7 Trace and match.

How many _____ brothers
and sisters do you have?

I have _____
four brothers.

I have _____
two sisters.



How did I do?



8 Look, read, and match.



a boy

b man

c woman

d girl

9 Look. Then listen, read, and circle.



This is my family.

I am a ¹**boy / girl**. My name's Ian.

This ²**man / boy** is my father. This ³**girl / woman** is my mother.

This ⁴**boy / baby** is my brother. This ⁵**girl / boy** is my sister.

This ⁶**girl / woman** is my grandmother, and this is my grandfather.



Are you a boy
or a girl?

I'm a _____.



10 Find and circle **i, s, b, and d**.

i	p	b	t
s	b	d	n
s	d	i	a

11 Read and circle **i, s, b, and d**.

1 2 3 4

12 Match the words with the same sounds.

1 dad	a sad
2 in	b dip
3 sit	c it

13 Listen and chant.

Don't sit, sit, sit
On a pin, pin, pin.
It's bad, bad, bad
To sit on a pin!



59
14

Listen, read, and match.

1



a Tommy helps his mother.

b Pam helps her brother.

2



15

Draw.

I can help!



Review

16 Read and match.

She's

He's

They're

my brothers.

my mother.

my sisters.

my father.

17 Look, match, and say.

1



a man

2



b girl

3



c woman

4



d boy

18 Draw your family. Then say.

This is my family.



How did I do?



3

My Body

Vocabulary

1 Look and match.

eye

nose

foot

leg

hand

toes



head

hair


ear

mouth

fingers

arm

2 Draw your friend. Then label the parts of the body.



3 Listen and circle. Then sing.

My Body Song

Do you have two **eyes** / **ears**?
Do you have one **mouth** / **nose**?

Do you have two eyes?
Yes, I do. Yes, I do.

I have ten **fingers** / **toes**.
I have ten toes.

I have two **hands** / **feet**
And one big nose!

And do you have long **hair** / **legs**?
And do you have short **hair** / **arms**?
And do you have small hands?
I sing my body song, my body song,
I sing my body song again!



4 Read and write.

one ten ten two two

- 1 I have _____ fingers.
- 2 I have _____ nose.
- 3 I have _____ toes.
- 4 I have _____ ears.
- 5 I have _____ eyes.




5 Read and match.

a Yes, he does!
Bobo has one eye!

b No. My teddy bear
has small ears.

Lost Teddy Bear



6 Read and circle Yes or No.




- | | | |
|------------------------------|-----|----|
| 1 Is Bobo green? | Yes | No |
| 2 Does Bobo have small ears? | Yes | No |
| 3 Does he have long legs? | Yes | No |
| 4 Does he have one eye? | Yes | No |

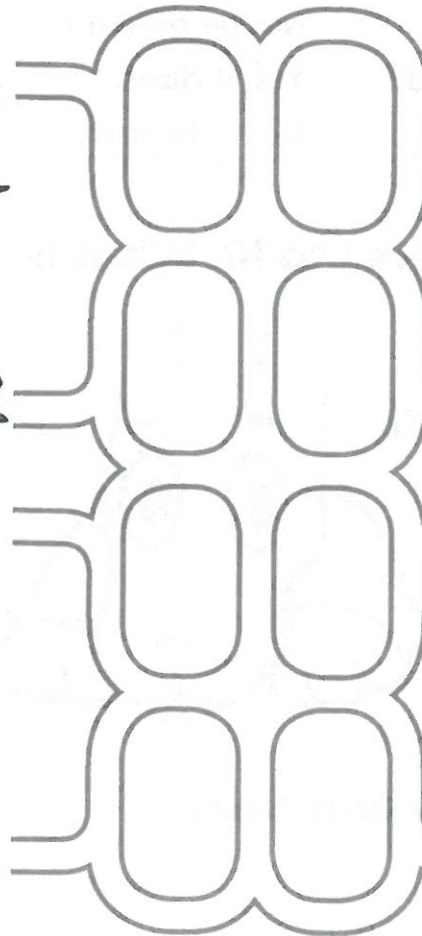


Read, write, and circle. Then draw.

This is _____. He's my favorite teddy bear.
He has **big** / **small** eyes.
He has **big** / **small** ears.
He has **short** / **long** legs.

THINK BIG



7 Read and match.





It has big eyes.

It has short legs.

It has a small head.

It has a long neck.

8 Listen and ✓.




How did I do?



Does she have long hair?	Yes, she does .
Does he have short hair?	No, he doesn't .
Does it have a small head?	Yes, it does .
Does it have a big head?	No, it doesn't .

9 Connect numbers 1 to 10. What is it?



10 Look at 9. Read and circle.

1



Does it have long ears?

Yes, it does. / No, it doesn't.

2



Does it have small eyes?

Yes, it does. / No, it doesn't.

3



Does it have a big nose?

Yes, it does. / No, it doesn't.



11 Read and trace.



1

Does he have
a long nose?

Yes, he does.

2

Does he have
small feet?

No, he doesn't.

3

Does he have
short hair?

Yes, he does.


12 Look at 11. Read and circle.

- 1 Does Meg have short hair?
Yes, she does. / No, she doesn't.
- 2 Does Meg have big eyes?
Yes, she does. / No, she doesn't.

How did I do?



13 Look and circle.




see / hear



taste / smell

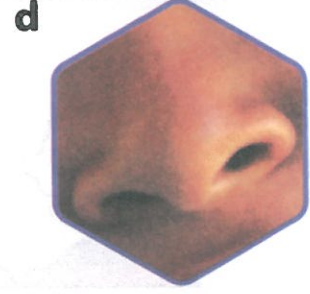
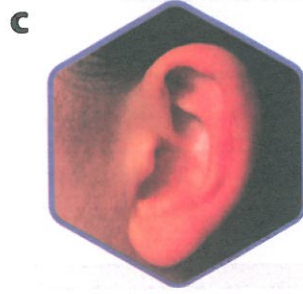
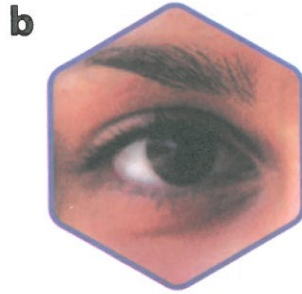
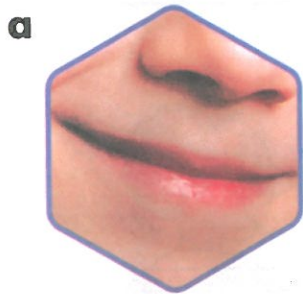


see / taste



hear / smell

⁷⁵**14** Listen, read, and write.



- 1 I hear with my ears. I hear a song.
- 2 I see with my eyes. I see a star.
- 3 I taste with my mouth. I taste ice cream.
- 4 I smell with my nose. I smell flowers.

**THINK
BIG**

I see...

I smell...

I taste...

I hear...

15 Find and circle **e, c, g, and m**.

g e b m
a c g s
m t e c

16 Read and circle **e, c, g, and m**.

1 gas 2 map 3 cap 4 pen

17 Match the words with the same sounds.

- | | |
|-------|-------|
| 1 get | a cat |
| 2 mat | b map |
| 3 cap | c gas |

82
18 Listen and chant.

The cap is on the cat.
The cat goes on the map.
The pen goes on the bed.



86
19

Listen and match. Then sing.

Keep Clean



1
Every day
Before I eat
And after I play,
I wash my hands.



a



2
With a lot of soap
It's easy, you see.
Rinse with water
Just like me.

b



3
Dry them well and
Sing this song.
Keep your hands clean
All day long!

c



20

Draw.

I keep
clean.



21 Read and circle.



1

Does he have a long nose?

Yes, he does. / No, he doesn't.

2

Does he have big feet?


Yes, he does. / No, he doesn't.

3

Does he have long hair?

Yes, he does. / No, he doesn't.

22 Look and write. eye finger leg mouth nose



How did I do?



1 Look, find, and number. 

THINK BIG

 **CLASS**

- 1 crayons
- 2 erasers
- 3 pens
- 4 rulers

2 Look and ✓. Tom has:

My List

- pens
- pencils
- erasers
- a ruler



3 Think and draw. Tom **doesn't** have:



4 Work in groups and share.



Q FAMILY

- 5 father
- 6 mother
- 7 sister

Q BODY

- 8 arm
- 9 eye
- 10 hand



4

My Favorite Clothes

Vocabulary

1 Color. Then match.

a red blouse

blue pants

a yellow jacket



yellow boots

a blue skirt

red shoes

green gloves

2 Draw and label.

My Favorite Clothes





Listen and circle. Then sing.

What Are You Wearing?

What are you wearing?

I'm wearing a **T-shirt** / **shirt**.

What are you wearing?

I'm wearing a **skirt** / **blouse**.

What's he wearing?

He's wearing new **pants** / **shorts**.

What's he wearing?


He's wearing old **shoes** / **boots**.

What's she wearing?

She's wearing a **red** / **blue** hat.

What's she wearing?

She's wearing **black** / **pink** shoes.


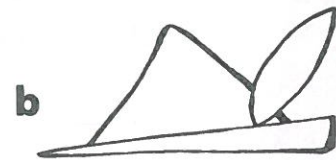



How did I do?



4 Match. Then read and color.

My Favorite Hat!



Which clothes are the same? Circle.

THINK BIG





Listen and ✓.

1 a



b



2 a



b




3 a



b



4 a



b



6 Look, read, and circle.

I'm wearing **boots / shoes**, a hat, and a **green / yellow** jacket.



I'm wearing a **green / yellow** T-shirt, pants, and blue **boots / shoes**.

How did I do?



What **are** you **wearing**?


I'm **wearing** a green hat.

What's he/she **wearing**?

He's/She's **wearing** blue pants.

7 Color and write.

g = **green** b = **brown** r = **red** y = **yellow** p = **purple** o = **orange**



- 1 He's wearing an orange _____.
- 2 He's wearing a yellow _____.
- 3 He's wearing purple _____.
- 4 He's wearing brown _____.
- 5 He's wearing green _____.

gloves
hat
pants
shirt
shoes



8 Match. Then say. Use He's wearing or She's wearing.

1



2



3



4



a




b



c



d



9 What are you wearing? Write.

orange black green yellow white brown

pants a skirt boots shoes a shirt a blouse

1 I'm wearing _____.

2 I'm wearing _____.

3 I'm wearing _____.



10 Look and circle.



cold / hot



hot / dry



dry / wet



wet / cold

¹⁰⁵**11** Find and write. Then listen and circle.

It's cold in the _____.
I'm wearing my **hat / T-shirt.**



desert jungle mountains

It's hot in the _____.
I'm wearing my **shorts / jacket.**



It's wet in the _____.
I'm wearing my **shoes / boots.**



THINK BIG

It's wet. What's she wearing? Circle.

dress jacket pants shoes
boots hat shirt gloves



12 Find and circle **o**, **k**, and **ck**.

a ck c k
th a sh o
k c p ck

13 Read and circle **o**, **k**, and **ck**.

1 on 2 kid 3 sock 4 dog

14 Match the words with the same sounds.

- | | |
|--------|--------|
| 1 pot | a pick |
| 2 neck | b kite |
| 3 kid | c dog |

15 Listen and chant.

Put on your socks,
Put on your shorts.
Kick the ball,
Kick, kick, kick!




How did I do?



16 Look, read, and write.

dress shirt



They're wearing traditional clothes from the Philippines. He's wearing a _____ and she's wearing a _____.

17 Draw.

I'm wearing traditional clothes.



Review

18 Look and write.

blouse boots dress gloves hat
jacket pants shirt shoes skirt socks



1 _____



2 _____



3 _____



4 _____



5 _____



6 _____



7 _____



8 _____



9 _____



10 _____



11 _____

How did I do?



5

Busy at Home

Vocabulary

1 Look, read, and match.



- 1 She's combing her hair.
- 2 She's drinking, and he's reading.
- 3 He's taking a bath.
- 4 He's making lunch.
- 5 He's eating.





Listen and write. Then sing.

breakfast face hair
lunch phone teeth

What Are You Doing?

I'm brushing my ¹ _____.

I'm combing my ² _____.

 I'm busy. I'm busy.
What are you doing?

I'm eating my ³ _____.

I'm washing my ⁴ _____.

I'm busy. I'm busy. 

What are you doing?

I'm talking on the ⁵ _____.

I'm making my ⁶ _____.

I'm busy. I'm busy. 

What are you doing?

Chorus



Draw.

He's taking a bath.

She's playing.

How did I do?



4 Read and write.

Fun at Home



1 What are they doing?
They're _____.



2 What is Patrick doing?
He's _____.



3 What's she doing?
She's _____.

THINK BIG

Read, write, and draw.

What are you and your friend doing?

We're _____
_____.




5 Look and color around the rooms.



kitchen



living room




bedroom



bathroom



dining room



6 Look at 5. Read and circle.

1



She's in the **bathroom** / **bedroom**.

2



She's in the **living room** / **kitchen**.

3



She's in the **bedroom** / **dining room**.

دهخدا
موسسه زبان دهخدا
dekhodaedu.com

How did I do?



Where's Dylan? He's in the dining room.

Where's Pam? She's in the living room.


Where are you? I'm in the bedroom.

¹²⁴
7 Listen and match.

1




2



3



4



8 Look at 7. Write **He's**, **I'm**, or **She's**.

- 1 Where's your father? _____ in the kitchen.
- 2 Where's your mother? _____ in the bedroom.
- 3 Where are you? _____ in the living room.





Listen. Write the number.



10 Look at 9. Write.

dining room kitchen

- 1 Where's Ana?
She's in the _____.
- 2 Where's her father?
He's in the _____.

11 Draw. Where are you?

I'm in the _____.



12 Draw lines and connect the numbers. Then write.


triangle square rectangle

1

2

3

13 Count and write the number.




How many circles? _____



How many triangles? _____



Find and draw four things in your house that are a square, a circle, a triangle, and a rectangle.



14 Find and circle **u**, **f**, and **ff**.

ck

u

t

f
ff
ff

p

k

u

f

s

i

15 Read and circle **u**, **f**, and **ff**.

1 up

2 fan

3 puff

4 bus

16 Match the words with the same sounds.

1 sun

2 off

3 fog

a fan

b up

c puff

133 17 Listen and chant.

We're having fun,
Running in the sun.
Up, up, up!
Puff, puff, puff!



135
18

Listen and write.

cleaning drying helping washing



1 She's _____ her room.



2 She's _____ the dishes.



3 He's _____ the dishes.



4 She's _____ her mom.

19

Draw.

I'm helping at home.



20 Look, read, and match.



1 I'm brushing my teeth.

2 I'm combing my hair.

3 I'm washing my face.

4 I'm eating.

5 I'm taking a bath.

6 I'm talking on the phone.

7 I'm drawing.

8 I'm reading.

9 I'm playing.

10 I'm making lunch.



6

On the Farm

Vocabulary

1 Look and write. Then circle.

1



cow duck horse

It's a _____.

It's **eating** / flying.

2



It's a _____.

It's **sleeping** / running.

3



It's a _____.

It's **running** / flying.



Listen and match. Then sing.

Look at the Animals

a



b



Look over here!
Look over there!
There are animals
Everywhere!

What is it?
It's a **duck**.
What's it doing?
It's flying up high!

What is it?
It's a **dog**!
What's it doing?
It's jumping with the **frogs**!

c



What are they?
They're **goats**!
What are they doing?
They're eating some oats!

d



Chorus

3 Write. Then draw.

This is my favorite farm animal. Look.

It's a _____.

How did I do?



4 Read and number.

It's Eating Your Skirt!



Oh, no! It's eating your skirt!

They're running.

It's jumping.

It's flying.



Which sentence is wrong? Check (✓) or cross (X).

The frog is jumping.

The cat is flying.

The horse is running.




146
5

Listen and number.



6 Look and write.

eating flying jumping running



1 It's _____.



2 It's _____.



3 It's _____.



4 It's _____.

How did I do?



What's the duck **doing**?

It's **swimming**.

What **are** the cows **doing**?

They're **eating**.

What's he/she **doing**?

He's/She's **running**.


7 Look, read, and circle.




1 **It's / They're** jumping.



2 **It's / They're** eating.



3 **It's / They're** flying.




4 **It's / They're** running.

8 Draw.

What's the cat doing?

It's sleeping.



9

Look and write.

eating flying jumping running sleeping

What are they doing?

1 They're
_____.



2 It's
_____.



3 They're
_____.



4 It's
_____.




5 They're
_____.






Listen. Then color, match, and circle.

1 This cow is...



2 This hen is...



3 This dog is...



4 This cat is...



A baby hen is called a **calf** / **chick**.



A baby dog is called a **kitten** / **puppy**.



A baby cat is called a **calf** / **kitten**.




A baby cow is called a **puppy** / **calf**.

11 What's your favorite baby animal? Write and draw.

My favorite baby animal is a _____.

A _____ is a baby _____.



Circle the picture that is wrong.



12 Find and circle **r**, **h**, and **j**.

g h r j
 a h o t
 m r j c

13 Read and circle **r**, **h**, and **j**.

1 2 3 4

14 Match the words with the same sounds.

- | | |
|-------|--------|
| 1 red | a hut |
| 2 hen | b rock |
| 3 jam | c job |

¹⁵⁶ 15 Listen and chant.

A red hen in
 A red hat
 Is eating red jam.
 Run, red hen, run!



158
16

Listen and match. Then write.

brushing feeding playing walking



1 I'm _____ the dog.

2 I'm _____ with the cat.

3 I'm _____ the hens.

4 I'm _____ the horse.

17 Draw.

I'm playing with the cat.



18 Look, read, and circle.

1



1 It's a **dog** / cat.

2



2 It's a **goat** / dog.

3



3 It's a **cow** / sheep.

4



4 It's a **frog** / sheep.

5



5 It's a **turtle** / horse.

6



6 It's a **chicken** / horse.

167 19 Listen and ✓. Then write.

flying jumping swimming

1 a



b



They're _____.

2 a



b



It's _____.

3 a




b



They're _____.

How did I do?




1 Look, find, and number. 

THINK BIG

 **CLOTHES**

2 Look and ✓. What is Sue wearing?



- a hat
- a T-shirt
- boots
- pants
- a jacket

- 1 dress
- 2 shoes
- 3 pants
- 4 shirt

3 Look at 1 and draw. What other animals can you see?




4 Work in groups and share.

Q AT HOME

- 5 reading
- 6 talking on the phone
- 7 drinking

Q ANIMALS

- 8 cat
- 9 duck
- 10 turtle



7

Party Time

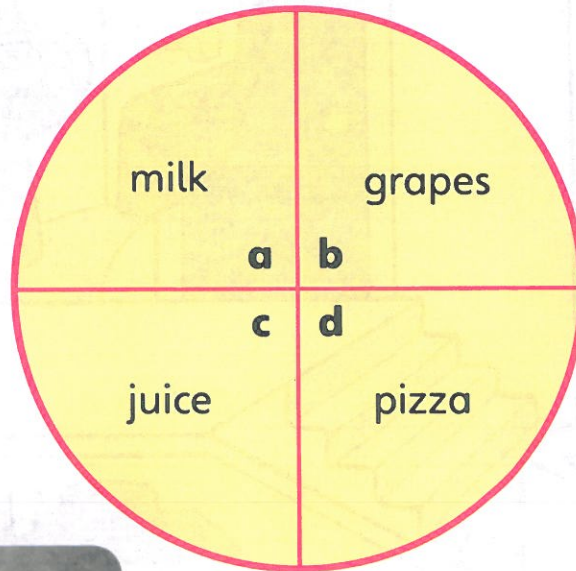
Vocabulary

1 Match.

1



2



3



4



2 Look at 1. Write.

1 She has _____.

2 He has _____.

3 They have _____.

4 She has _____.



موسسه زبان دهخدا
dehkhodaedu.com



168 **3** Listen and number. Then sing.

a



It's My Birthday Party!

b



Welcome, friends.

Please sit down.

It's my birthday party!

With games and a clown!

We have pizza, **hot dogs**,

Salad, too.

Apples, **cake**,

And **ice cream** for you!

Or put a **hamburger**

On your plate.

With juice or **milk**

It'll taste great.

Thanks for the presents.

What a great day!

Let's eat and drink

And play, play, play.

c



d



e




f



4 Draw.

I have pizza, salad, and juice.



How did I do?




5 Read and write.

How Many More Days?



1 Tim's party is on _____.



2 Tim has _____.



3 Maria has _____.



4 Patrick has _____ and _____.




Write the days in order. What day is it today? Circle.

_____ Monday _____
 Thursday _____ Saturday




6 Look and write.

I have apples and oranges. I have pizza.

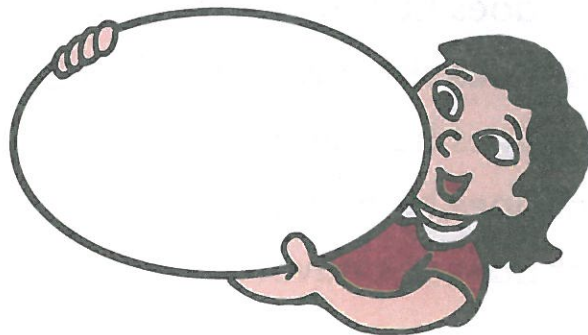


7 Read and draw.

1 I have salad and hot dogs.



2 I have ice cream and fruit.



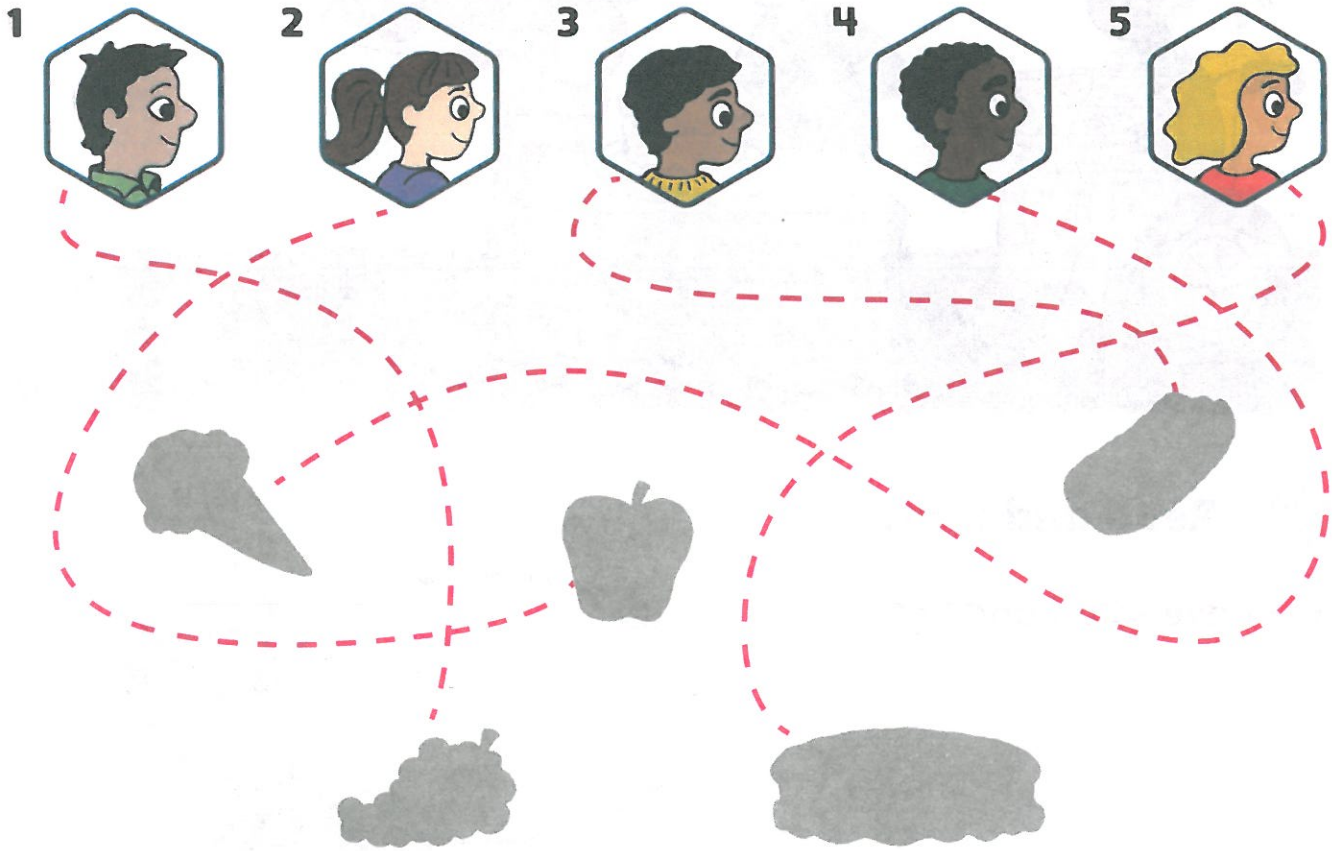
How did I do?



What does he have ?	He has milk.
What do you have ?	I have juice.

8 Look and match. Then write.

cake grapes ice cream an apple a hot dog



- 1 What does he have? He has _____.
- 2 What does she have? She has _____.
- 3 What does he have? He _____.
- 4 What does he have? _____
- 5 What does she have? _____



Listen and match. Then write.

1 I have pizza.

2 I _____.

3 I _____.

4 I _____.

5 I _____.

10 Look and write.



1 What does he have?
He has a _____
and _____.



2 What does she have?
She has a _____
and _____.



11 Look and write.

chips chocolate cookies fries salt sugar

1



2



3



4



5



6



12 Listen, read, and circle.



Some foods are salty, and some are sweet. Chocolate is my favorite ¹salty / **sweet** food, and pizza is my favorite ²salty / **sweet** food.

Fries are ³salty / **sweet**, and chips are ⁴salty / **sweet**, too. They have ⁵salt / **sugar** on them.

Cookies, cake, and ice cream are all ⁶salty / **sweet**. They have ⁷salt / **sugar** in them.



Draw and write.



13 Find and circle **l**, **ll**, **v**, and **w**.

l	l	v	o
ll	t	a	v
t	w	l	p

14 Read and circle **l**, **ll**, **v**, and **w**.

1 2 3 4

15 Match the words with the same sounds.

- | | |
|--------|--------|
| 1 let | a sell |
| 2 bell | b leg |
| 3 vet | c win |
| 4 we | d van |

187 **16** Listen and chant.

Let's ring the bell
For the vet
With the van!



17 Write.

Birthday Father's Day New Year

1



Happy _____!

Thank you.
Happy New Year to you!



2



Happy _____!
I have a present for you.

Thank you.



3



Happy _____,
Dad!

Thank you.
It's in one more day!



18 Choose and draw.

- It's...
- my birthday.
 - Father's Day.
 - New Year's Day.



Review

19 Look and write questions and answers.



1 What _____
you have?
I have
_____.



2 What does he
_____?
He has
_____.



3 What _____
she _____?
_____ has
juice.

20 Color. Then match and read.

1 I have  a apples.

2 Mom has  b cake.

3 Dad has  c ice cream.

21 Read and circle.

- 1 We **have** / **has** a pet.
- 2 Sally **have** / **has** soup on her birthday.
- 3 My grandmother **have** / **has** five hens.
- 4 My dog **have** / **has** four puppies.

How did I do?





8

Fun and Games

Vocabulary



Listen and number.



Look at 1. Write.

action figure ball blocks car puppet train

a This is my _____.

b These are my _____.

c This is my _____.

d This is my _____.


e This is my _____.

f This is my _____.





Listen and circle. Then sing.



What's In Your Toy Box?



Kim, what's in your toy box?
 Do you have an **airplane** / **bike**?
 No, but this is my blue **car** / **game**.
 And where's my gray train?

Kim, what's on your toy shelf?
 Do you have a **ball** / **doll**?
 Yes, yes, here it is.
 And here's my purple **doll** / **car**.

Kim, what's on your table?
 Do you have **big blocks** / **stuffed animals**?
 Yes, and these are my **puppets** / **trains**.
 My favorite's Mr. Fox!



These are my favorite toys,
 Purple, green, and gray.
 I share my toys with my friends.
 And I play every day!



Draw toys.
Then write.

This is my

and my




How did I do?



5 Read and circle.

Where Are My Toys?



- 1 Where's the doll?
It's **in** / **under** the table.
- 2 Where are the action figures?
They're **on** / **under** the couch.

Look. Circle three differences.

THINK BIG



I'm playing with my friends!



I'm playing with my dolls!




6 Read and number.

1 It's under the desk.

2 They're on the shelf.

3 It's in the toy box.




7 Write in, on, or under.



1 _____



2 _____



3 _____



4 _____



5 _____



6 _____

8 Read and draw.

The book is on the table.
The cat is under the table.



Where's the ball?	It's in the toy box. It's on the shelf. It's under the table.
Where are the skates?	They're under the desk. They're on the couch.






Listen and circle **in**, **on**, or **under**.







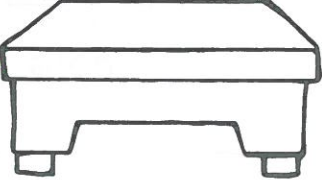

- | | | |
|---------|------------|------------|
| 1 in on | 2 on under | 3 on under |
| 4 in on | 5 on in | 6 under on |



10 Join and draw.

1   

2   

3   

Dashed red lines connect the beach balls to the box, the teddy bear to the shelf, and the car to the table. The words 'under', 'on', and 'in' are placed in green ovals between the objects and their corresponding locations.

11 Look at 10 and circle.


- 1 Where are the balls?
The balls are **in** / **on** / **under** the table.
- 2 Where is the stuffed animal?
The stuffed animal is **in** / **on** / **under** the toy box.
- 3 Where is the car?
The car is **in** / **on** / **under** the shelf.




12 Trace.

11 12 13 14 15
16 17 18 19 20


13 Count and write. How many?




_____ balls




_____ cars



_____ trains



_____ airplanes



_____ games



14 Find and circle **qu**, **x**, and **y**.

pi p qu x s
 x g w s y
 i j qu hu y

15 Read and circle **qu**, **x**, and **y**.


1 2 3 4

16 Match the words with the same sounds.


- | | |
|---------|---------|
| 1 quick | a yes |
| 2 fox | b box |
| 3 yum | c quack |

202 17 Listen and chant.

Six quick foxes,
In a yellow box!



18 Match.



1

OK. Thank you!

2


Sharing is fun!

3

Here's my car. Let's share.

19 Draw.

Here's my _____
Let's share.



20 Look and match. Then read.

John's toys



a action figure

b ball

c blocks

d airplane

e bike

205 21 Listen and number.



22 Look at 21. Count and write.

How many toys can you see? I can see _____ toys.

How did I do?



9

Play Time

Vocabulary

1 Follow the path. Write.

catching
jumping
singing

dancing
kicking
skating

hitting
riding
throwing



1 _____

2 _____

3 _____



5 _____

4 _____

6 _____



7 _____

9 _____



8 _____



2 Listen and sing. Then match.



Play Time Is Cool!

We like play time at our school.
Singing and dancing,
 Throwing and **catching**.
 Play time is cool at our school!

I'm **throwing** the ball.
 It's so much fun!
 Are you hitting and running?
 Yes, and it's fun.

We're **kicking** the ball
 And trying to score.
 It's so much fun.
 Let's play some more.

Chorus

3 Look at 2 and write.

1 She is _____ the ball.

2 He is _____ the ball.

3 She is _____.

4 She is _____ the ball.

4 What are you doing?
 Draw and write.

I'm _____




How did I do?



5 Read and write.

I'm Not Tired!



- 1 What's Patrick doing in picture 1?
He's _____.
- 2 What are the boys doing in picture 2?
They're _____.
- 3 What are the boys doing in picture 3?
They're _____.

THINK BIG

Think, write, and draw!

Look at me.
I'm _____.



6 Look and ✓.



Is Tom skating?

Yes, he is.
 No, he isn't.



Is Jen jumping?

Yes, she is.
 No, she isn't.

7 Look and write.

Yes, it is. No, it isn't.



Is it playing?



Is it singing?



Is it sleeping?

How did I do?



Is she **singing**?

Yes, she **is**.

No, she **isn't**.

Are they **dancing**?

Yes, they **are**.

No, they **aren't**.



8 Listen and number.



9 Look at 8. Count and write.

- 1 How many are jumping? _____
- 2 How many are singing? _____
- 3 How many are throwing a ball? _____
- 4 How many are having play time? _____



217
10


Look, listen, and circle.



Yes, he is. / No, he isn't.



Yes, she is. / No, she isn't.



Yes, they are. / No, they aren't.



Yes, they are. / No, they aren't.

11 Look and write.



Are they playing?

Yes, _____.



Are they kicking a ball?

No, _____.

How did I do?



12 Look and match.

- 1 hide and seek
- 2 climbing
- 3 tag
- 4 jumping rope
- 5 hopscotch



13 Listen, read, and write.

climbing hide and seek hopscotch jump rope tag

- 1 Katie and Simon are playing _____. I'm playing, too. It's our favorite game. Hop! Hop! Hop!
- 2 Emily is _____ the tree. Up! Up! She's at the top! It's very high.
- 3 The boys are playing _____ on the school playground. George is looking for his friends. Where are they?
- 4 Tom and Dan are playing _____ with my brother. Run, Dan! Run! Tag, you're it, Tom!
- 5 My sisters _____ on the playground. It's a lot of fun. Jump! Jump! Jump!



What games do you play? Write.
| _____



14 Find and circle **ss**, **z**, and **zz**.

s j o ss t
 p z qu s zz
 ll e ss x z

15 Read and circle **ss**, **z**, and **zz**.

1 2 3 4

16 Match the words with the same sounds.

- | | |
|--------|--------|
| 1 zip | a zap |
| 2 buzz | b hiss |
| 3 miss | c fizz |

²²⁸ 17 Listen and chant.

Buzz goes the bee.
 Zip, zap!
 It misses me!



18 Write. Match.

catching reading eating running washing swimming



1 running

This is exercise.



2 _____



3 _____

This isn't exercise.



4 _____



5 _____



6 _____

19 Draw an exercise.
Then write.

I'm _____.



231 **20** Listen and number. Then write.



- 1 Is she jumping? No she _____. She's singing.
- 2 Is he hitting the ball? No, he isn't. He's _____ the ball.
- 3 Is she _____ the ball? Yes, she is.
- 4 Are they dancing? No they _____. They're skating.
- 5 Is he _____ rope? Yes, he is.

Look, find, and number. 

THINK BIG

 **TOYS**

- 1 action figure
- 2 bike
- 3 game
- 4 puppet



2 Look and ✓. What does he have?



My Party List

- cars
- a bike
- a game
- a puppet
- a train

3 Think and draw. What is in the present?



4 Work in groups and share.

Q PARTY FOOD

5 cake

6 fruit

7 juice

Q PLAY TIME

8 catching

9 kicking

10 throwing



What is it? It's a ruler.

What are they? They're crayons.

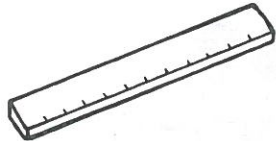
1 Write and color.

1 What is it?



_____ a marker. It's blue.

2 What _____ it?



_____ a ruler. It's yellow.

3 _____ is it?



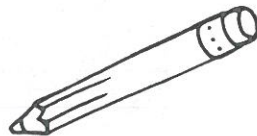
_____ a backpack. It's red.

4 What is _____?




_____ a crayon. It's green.

5 _____ it?



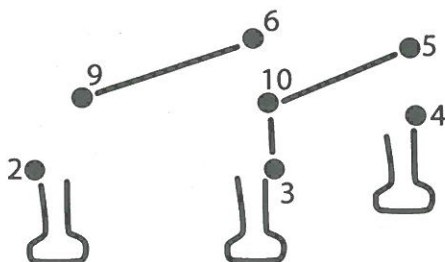
_____ a pencil. It's blue.

6 What _____?



_____ a book. It's red.

2 Join. Then look and circle.



What is it?

It's a **chair / desk**.



Extra Grammar Practice

How many brothers and sisters **do** you **have**?


I **have** one brother.

I **have** two sisters.


1 Write and match.



I _____ three sisters.



I _____ two brothers.



I _____ one brother
and one sister.



I _____ one sister.



I _____ two sisters
and one brother.



2 Draw a monster family.

3 Look at 2. Count and write.

How many monsters? _____



How did I do?



Extra Grammar Practice

Does she have long hair?	Yes, she does .
Does he have short hair?	No, he doesn't .
Does it have a small head?	Yes, it does .
Does it have a big head?	No, it doesn't .

1 Look and match.


- 1 Does she have a long nose?
- 2 Does she have short hair?
- 3 Does she have long arms?
- 4 Does she have big feet?
- 5 Does he have a long nose?
- 6 Does he have short hair?
- 7 Does he have long arms?
- 8 Does he have big feet?



- Yes, she does.
- No, she doesn't.
- Yes, he does.
- No, he doesn't.

2 Look and write.

- 1 It has a big _____.
- 2 It has long _____.



Extra Grammar Practice

What **are** you **wearing**? I'm **wearing** a green hat.

What's he/she **wearing**? He's/She's **wearing** white pants.

1 What's she wearing? Write and color.

1 _____ a red blouse.

2 _____ a yellow skirt.

3 _____ brown shoes.



2 Read and color.

What are you wearing?

I'm wearing a red jacket and brown pants.

I'm wearing an orange dress and purple shoes.



How did I do?



Extra Grammar Practice

Where's Dylan?	He's in the dining room.
Where's Pam?	She's in the living room.
Where are you?	I'm in the bedroom.

1 Look and write **He's** or **She's**.

1 Where's Jim?



_____ in the kitchen.

2 Where's Ellen?



_____ in the bedroom.

3 Where's Ben?



_____ in the bathroom.

4 Where's Pam?



_____ in the living room.

2 Look at 1. Write.



Where are you?

I'm in the _____



Where are you?

I'm in the _____



Extra Grammar Practice

What's the duck doing ?	It's swimming .
What are the cows doing ?	They're eating .
What's he/she doing ?	He's/She's running .

1 Look and match. What are they doing?

1



a sleeping

2



b running

3



c swimming

4



d eating

2 Read. Circle and write.

1 What's he doing?



He's / They're _____.

2 What are the cats doing?



She's / They're _____.

3 What's she doing?



She's / He's _____.

4 What's it doing?



It's / They're _____.

How did I do?

100 / 100

Extra Grammar Practice

What **does** he **have**? He **has** milk.

What **do** you **have**? I **have** juice.

1 Look, read, and circle.

1 What does he have? He has **cake** / milk.



2 What does she have? She has **an apple** / salad.



3 What do you have? I have **pizza** / a hot dog.



4 What do they have? They have **grapes** / juice.



2 Write **has** or **have**. Then match.

1 I _____ juice.

a



2 She _____ salad.

b



3 They _____ fries.

c



4 He _____ ice cream.

d



Extra Grammar Practice

Where's the ball?
It's **in** the toy box.
It's **on** the shelf.
It's **under** the table.

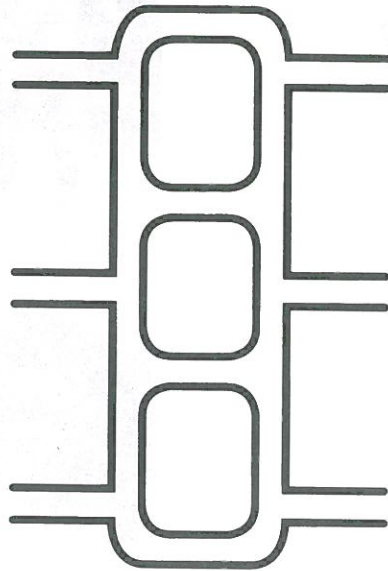
Where are the skates?
They're **under** the desk.
They're **on** the couch.


1 Write **Where's** or **Where are**. Then match.


1 _____
the action figures?

2 _____
the car?

3 _____
the blocks?



a 
It's under the couch.

b 
They're on the shelf.


c 
They're in the toy box.

2 Look and write **in**, **on**, or **under**.

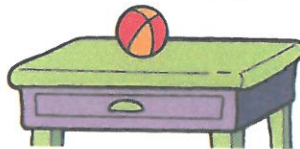
1 Where's the ball?
It's _____ the desk.



2 Where are the balls?
They're _____ the desk.



3 Where's the ball?
It's _____ the desk.



Extra Grammar Practice

Is she **singing**?

Yes, she **is**.

No, she **isn't**.

Are they **dancing**?

Yes, they **are**.

No, they **aren't**.

1 Look, read, and write.

1



Is she throwing
the ball?

Yes, she
_____.

2



Is he singing?

No, he
_____.

3



Are they
sleeping?

No, they
_____.

4



Are they
jumping rope?

Yes, they
_____.

2 Look at 1. Write **Is** or **Are**. Then answer.

1 _____ she eating?

2 _____ he reading?

3 _____ they climbing?

4 _____ they running?



The Alphabet

Trace.

A a

B b

C c

D d

E e

F f

G g

H h

I i

J j

K k

L l

M m

N n

O o

P p

Q q

R r

S s

T t

U u

V v

W w

X x

Y y

Z z

How did I do?



Trace.

1

2

3

4

5

6

7

8

9

10

11

12

13

14

15

16

17

18

19

20



Tracklist

Class CD track number	Workbook CD track number	Unit and activity number
16	2	Unit 1, activity 3
18	3	Unit 1, activity 6
21	4	Unit 1, activity 7
23	5	Unit 1, activity 10
33	6	Unit 1, activity 17
43	7	Unit 2, activity 2
47	8	Unit 2, activity 5
51	9	Unit 2, activity 9
57	10	Unit 2, activity 13
59	11	Unit 2, activity 14
67	12	Unit 3, activity 3
71	13	Unit 3, activity 8
75	14	Unit 3, activity 14
82	15	Unit 3, activity 18
86	16	Unit 3, activity 19
97	17	Unit 4, activity 3
101	18	Unit 4, activity 5
105	19	Unit 4, activity 11
111	20	Unit 4, activity 15
119	21	Unit 5, activity 2
124	22	Unit 5, activity 7
125	23	Unit 5, activity 9
133	24	Unit 5, activity 17

Class CD track number	Workbook CD track number	Unit and activity number
135	25	Unit 5, activity 18
142	26	Unit 6, activity 2
146	27	Unit 6, activity 5
150	28	Unit 6, activity 10
156	29	Unit 6, activity 15
158	30	Unit 6, activity 16
161	31	Unit 6, activity 19
168	32	Unit 7, activity 3
172	33	Unit 7, activity 9
175	34	Unit 7, activity 12
181	35	Unit 7, activity 16
186	36	Unit 8, activity 1
190	37	Unit 8, activity 3
195	38	Unit 8, activity 9
202	39	Unit 8, activity 17
205	40	Unit 8, activity 21
211	41	Unit 9, activity 2
216	42	Unit 9, activity 8
217	43	Unit 9, activity 10
220	44	Unit 9, activity 13
228	45	Unit 9, activity 17
231	46	Unit 9, activity 20



just got **BIGGER!**

Big English 2nd edition builds on the firm foundations and big ideas of the first edition and brings exciting new features and components to help young learners progress and communicate confidently.

Three academic pillars prepare students for the challenges they will find in today's world:

- **CLIL** motivates students to explore and enquire, by integrating meaningful content from other areas.
- **21st century skills** empower students to get ahead in a changing world: collaborating, communicating, thinking critically and working creatively.
- **Assessment for Learning** develops the confidence students need to succeed in English and in life.

Think BIG! Dream BIG!

English.com/BigEnglish2



موسسه زبان دهخدا
dehkhodaedu.com



dehkhodaedu.com

	CEFR	GSE	YLE
LEVEL 1	<A1	14-27	Starters
LEVEL 2	<A1/A1	17-33	Starters
LEVEL 3	A1/A2	20-37	Movers
LEVEL 4	A2/A2+	23-40	Movers
LEVEL 5	A2/B1	26-44	Flyers
LEVEL 6	A2+/B1	29-47	Flyers

ISBN 978-1-292-23322-2

