

BACKPACK 1

Second Edition



Mario Herrera • Diane Pinkley

Contributing Writer
Yoko Mia Hirano



PEARSON
Longman

Backpack Song

It's time to open **Backpack**
and see what we can see.
We'll have lots of adventures.
Explore **Backpack** with me!

Backpack is full of fun things
we use each day in school.
Stories, puzzles, songs, and games—
Backpack is really cool!

It's time to open **Backpack**
and see what we can see.
We'll have lots of adventures.
Explore **Backpack** with me!

Backpack is full of fun and facts,
projects and pictures, too.
We're learning English, we're never bored.
There are great new things to do!

It's time to open **Backpack**
and see what we can see.
We'll have lots of adventures.
Explore **Backpack** with me!



1

Ready for School



Listen and sing.

Hello!

Hello. I'm Ricky Red.
Look! I have one pen and
I'm ready for school.

Hello. I'm Gracie Green.
Look! I have two books and
I'm ready for school.

Hello. I'm Bobby Blue.
Look! I have three erasers and
I'm ready for school.

Hello! Do you hear the bell ring?
It's time for school and
we're ready to go!



red



green




blue



2

Look. Listen and say. Write.



What's your name?

My name is _____

3 Count and say. Stick.

one

two

three

four

five


six

seven

eight

nine

ten



TRACK A6
4

Listen and point. Listen and say.



1. backpack



2. book



3. chair



4. crayon



5. desk



6. marker



7. paper



8. pen




9. pencil



10. table

School supplies; verb be



TRACK A-Z
5

Look at the picture. Point. Ask and answer.

What's this?

It's a backpack.



What color is it?

It's green.

Question formation; school supplies; contractions

Unit 1

5


Grammar

What's this? It's a chair.


TRACK A9
6

Listen and circle.

1.



pencil




eraser

2.



pen



marker

3.



chair




table

4.



backpack



book

5.




backpack



desk

6.



paper




crayon

Look and listen. Say.



Listen. Draw and color.



It's a book.
It's red.

It's a crayon.
It's green.


Questions; verb *be*; contractions; colors



Listen. Draw lines.





book



chair



eraser



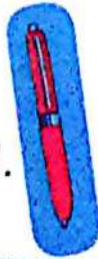
pencil



Listen and chant.

Hey, Jill!

Hey, Jill!
What's this?
It's a pen, Bill.



Hey, Ken!
What's this?
It's a chair, Jen.



Hey, Matt!
What's this?
It's a table, Pat.



Guess Again

by Diane Pinkley





Copyright © by Pearson Education, Inc. All rights reserved.



Make Color Groups

Draw and color. Use red, green, or blue.
Sort.




Content connection: art; math


Work Hard

Color.

Listen.



Read.




Write.



square

Speak.





Copy: I work hard in school.

KNOW IT! SHOW IT!

✓ Touch and guess.

Review ✓



**Make a number line.
Use the cutouts on
page 127.**

Performance assessment
See Assessment Package pp. 23–25, 28, 37, 46–47.

Unit 1

13


2

People We Love

TRACK 15

1

Listen and sing.



My Family Song


F is for Fred. He is my father.
A is for Ann. She is my mother.
M is for me. I'm in the middle.
I is for Isaac. He is my brother.
L is for Lucy. She is my sister.
Y is for Yoli. She is the baby.

F-A-M-I-L-Y. Put them all together.
They spell family.

F-A-M-I-L-Y. Put us all together.
This is my family!


2

Look and listen. Point and say.



3

Stick and say.



Family members; verb be; contractions

Unit 2

15



Pam

Don

TRACK A18
4

Listen and point. Listen and say.



1. father



2. mother



3. brother



4. sister



5. baby



6. grandfather



7. grandmother




8. parents



9. family

Family members; verb *be*



Tim



Jen

TRACK A19

5

Look at the picture.
Ask and answer.
Pretend.

I have two sisters.
Who am I?

You're Pam!



TRACK A20

6

Ask and answer
about you.

How many sisters
do you have?

I have
one sister.




Grammar

How many brothers do you have?
I have **two** brothers.



TRACK A23
7

Listen and color.




1.



2.



3.



TRACK A23
8

Listen and circle. Say.

me




me



TRACK 9

Look and listen. Say.



TRACK 10

Listen and draw.

This is my family. Here's my mother and father. I have two sisters and one brother.



A large rectangular area with a green and yellow wavy border, intended for drawing a family based on the audio instructions.

Questions with *be*; singular/plural



11 Listen. Draw a line. Say the letters.

1. two brothers



2. one sister



3. three sisters



12 Listen and chant.

Clap for Your Family

Sisters, sisters!

How many sisters do you have?

1, 2, 3

3 sisters. I have 3 sisters.

Clap for your sisters. 1, 2, 3



Brothers, brothers!

How many brothers do you have?

1, 2

2 brothers. I have 2 brothers.

Clap for your brothers. 1, 2



Family, family!

This is your family.

Clap for your family.

Clap for them all!


Family members; rhythm and intonation

See
Sound and Spelling
Handbook

p. III


Let's Play

by Yoko Mia Hirano



Hi, I'm José.
What's your name?

Hello. I'm Ricky.



How many brothers
do you have, Ricky?

I don't have any
brothers, but I have
two sisters. Let's play!

Copyright © by Pearson Education, Inc. All rights reserved.



Let's play soccer!

OK, but we need teams.




How many brothers do you have?

I have two brothers. Here they come!



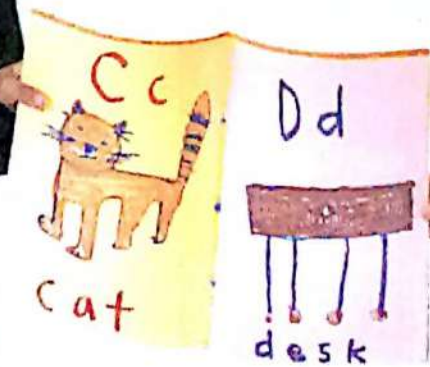
Make an ABC Book

Draw and color.



C is for cat.

D is for desk.




Content connection: art; language arts

Love Your Family

Look and read. Act it out.



Help.



Copy: I love my family.

Know It? Show It!

Spin and say.

Review

Who are they?

They are my brothers.

How many brothers do you have?

Three.



Make a family picture. Use the cutout on page 129.

Look! This is my father.



Performance assessment
See Assessment Package pp. 23-25, 29, 38, 46-47.

Unit 2

25

3

Head to Toes

TRACK A29
1

Listen and sing.

Look at Me!

Look at me! I'm in the ocean!
What do you see?

Two arms in the shape of a V.
Two arms in the shape of a V.

Look at me! I'm in the chair!
What do you see?

A big blue towel and long brown hair.
A big blue towel and long brown hair.

Look at me! I'm in the sand!
What do you see?

A white hat and just one hand.
A white hat and just one hand.

Look at me!



Look and listen. Say.

he it she | big little long short



1. She is little.



2. She is big.



3. He is little.



4. He is big.



5. It is short.



6. It is long.

Listen and stick.



It is big and brown.
It is long and orange.



It is little and yellow.
It is short and purple.



orange




purple



yellow




brown



TRACK A31
4


Listen and point. Listen and say.



1. arm



2. ear



3. eye



4. hand



5. fingers



6. leg



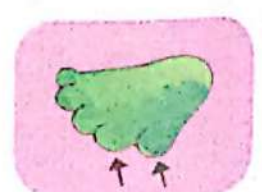
7. mouth



8. nose



9. foot



10. toes



TRACK 334
5

Look at the picture. Point. Ask and answer.

Does it have long arms?

Yes, it does.

How many arms does it have?

It has two arms.



Question formation; verb *have*

Grammar

Does she have a little mouth? Yes, she does.

TRACK A36
6

Look and listen. Check and say.



yes

no

yes

no

yes

no

yes

no

TRACK A37
7

Look and listen.
Point and count.



8

Look and listen. Say.


Look! My puppet has two arms. They are short.



Look! My puppet has three arms. They are long.



My puppet is little!



My puppet is big!



9

Listen and draw.

1




2



Listen and check.

1.		<input type="checkbox"/>	
2.		<input type="checkbox"/>	
3.		<input type="checkbox"/>	
4.	<input type="checkbox"/>	<input type="checkbox"/>	
			

Listen and chant.



The Spider

How many eyes do you have?
I have eight—it's true! Do you?

How many legs do you have?
I have eight—it's true! Do you?

How many heads do you have?
I have one—it's true! Do you?

What Is It?

by Mario Herrera



Tiger? What is it?
What do you see?



Copyright © by Pearson Education, Inc. All rights reserved.

Mark! What
is it?

Mom, it's
you!



Are you scared, Tiger?
Let's look.



2

Mom! Dad! Help!
There's a monster in the hall!
It has a big head and seven arms!



3

Make a Surprise Drawing

Draw and fold. Take turns. Count.



Look at their drawing. There are three eyes, two ears, one nose, five arms, five hands, and four legs.



Content connection: art; math

Be Clean

Look and read. Circle.


Wash your feet / hands.



Wash your nose / ears.



Wash your body / hair.



Copy: I keep clean.

Blank space for writing the sentence "I keep clean."

Know It? Show It!

Use the cutouts on page 131.
Match the creature cards.



Catch the ball. Talk about the creature poster.



4

Things I Wear



Listen and sing.



I Want Shoes

I'm wearing a jacket, a shirt, and pants,
a shirt and pants.
I need one thing so I can dance.
So I can dance.

My jacket is blue, and my shirt is new.
My shirt is new.
My clothes are blue.
Now I want some shoes.

I'm wearing a jacket, a shirt, and pants.
I want some shoes so I can dance,
so I can dance,
so I can dance.



TRACK 444
2

Look and listen. Say.

pink


white


black



3

Stick and say.





TRACK A46
4

Listen and point. Listen and say.



1. dress



2. gloves



3. hat



4. jacket



5. pants



6. shirt



7. shoes



8. skirt



9. sneakers



10. socks



TRACK A47
5

**Look at the picture.
Point. Ask and answer.**

What is he wearing?

He's wearing green pants.



TRACK A48
6

Ask and answer about you.

What are your favorite clothes?

I like shirts and pants.



Grammar

What is she wearing? She's wearing a white shirt.

TRACK ASD
7

Listen. Draw a line. Color and say.

1. She's wearing a green skirt.



2. He's wearing blue pants.



3. She's wearing a purple dress.



4. He's wearing a yellow jacket.



TRACK ASD
8

Look and listen. Say.

I have a sock.

I have a sock, too!



I have pants.

I have a shirt!



What are you wearing?



I'm wearing a big hat!

Questions with third, second person singular

9

Listen and circle.

1.



shoe




shoes

2.



hat



hats

3.



shirt



shirts

4.




sock



socks

10

Draw yourself. What are you wearing? Say.



There is/there are; singular/plural

TRACK AS3
11

Listen. Draw a line.

He's wearing blue pants.
He's wearing white shoes.
He's wearing a red T-shirt.

She's wearing a purple dress,
She's wearing a black jacket,
She's wearing a white hat.



TRACK AS4
12

Listen and chant.

What's This?

What's this?

That's my new jacket.
I'm going to pack it.

What's this?

That's my blue sweater.
It's for cold weather.

What's this?

It's a pair of socks.
Now throw away the box!



The Fun House

by Mairead Stack



I'm going to
the summer fair.

I like to see what
people wear.



Copyright © by Pearson Education, Inc. All rights reserved.



In the mirror, a boy
is laughing at me.

Look at him.
Who is he?

4



I'm walking in the
big Fun House.
I see a girl in a funny
yellow blouse.

2

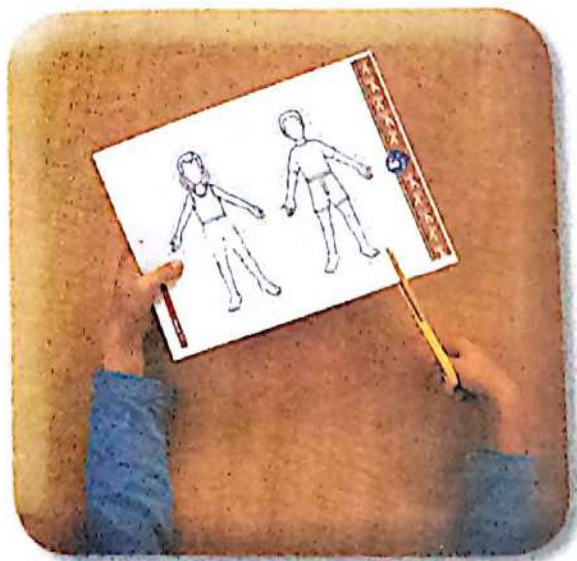



I see a shirt. It's
big. I see shoes.
They're small.
In the mirror, the
boy looks tall!

3

Make a Mobile

✂ Use the cutouts on page 133.
Talk about the clothes.



What is he wearing?

He's wearing a yellow shirt.



Content connection: art

Be Neat

Color.



Put away your clothes.

Copy: I am neat.

Know It? Show It!



Listen and color. Find three blue things in a row.



Make a collage of your favorite clothes.

I love hats!



Performance assessment
See Assessment Package pp. 23-25, 31, 40, 46-47.

Unit 4

5

At Home

TRACK 457
1

Listen and sing.

Let's Make a House!

Let's make a house
with paper and glue.
There's a project
we can do.
Here are scissors.
Here's a pen.
Let's cut out shapes
one to ten.

Circles and squares
all around.
Rectangles fall
on the ground.

What's the shape
that's left out?
"The triangle!"
we both shout.


(Chorus)




circle square triangle rectangle

TRACK AND
2

Listen. Look and count. Say.




3 **Make a house. Stick. Show and say.** 



Questions with *how many*; shapes;
there is/there are

Unit 5

51



TRACK 4

4 Listen and point. Listen and say.



- 1. bathroom
- 2. bedroom
- 3. dining room
- 4. kitchen
- 5. living room



- 6. cooking
- 7. eating
- 8. reading
- 9. sleeping
- 10. watching TV



TRACK AS!
5

Look at the picture. Point. Ask and answer.

Where's the mother?

She's in the living room.

What's she doing?

She's reading.



Question formation; simple present; present progressive; contractions

Unit 5


53

Grammar

Where's your sister? She's in the living room.

TRACK A63
6

Look and listen. Write the number.



7

Circle the action that is different. Write it and say.

cooking eating reading sleeping watching TV



1. She's _____ . She's _____ . He's eating .



2. She's _____ . He's _____ . He's _____ .



3. She's _____ . He's _____ . She's _____ .

Look and listen. Say.

How many rooms do you see?

I see four rooms.

Where's the baby?

She's in the bathroom.



What's the baby doing?

She's taking a bath!



9 Color. Write and say.



Question formation; simple present; present progressive

Listen. Draw lines.

1.



sleeping



2.



reading



3.



cooking



4.



watching TV



Listen and chant.

We Are Busy

She is sleeping.
She is sleeping.
Please don't shout.
Shh! Shh! Shh!



He is eating.
He is eating.
I'd like some.
Yum. Yum. Yum.



We are playing.
We are playing.
Let's have fun!
Fun! Fun! Fun!



Home with Mom

by Philip Thomas

Where are you?
Where are you
hiding?



I'm in the
living room.



1
TRACK ASY

Copyright © by Pearson Education, Inc. All rights reserved.

I'm cooking your
favorite food.
Are you hungry?



Yes! The cat is
eating. I want
to eat, too!



4



2

What are you doing?

I'm drawing and coloring.



What are you drawing?

I'm drawing a house. There are three bedrooms.

3

Make a Fun Wheel

 Draw and cut. Spin and say.

Art
Project



She's sleeping in
the bedroom.




Content connection: art

Unit 5

59

Help at Home


Color.



Copy: I help at home.

Know It? Show It!

Cut out the house on page 135.
Listen and draw.



Draw a bed in room number 2.

This is my living room.

Make a room.



Performance assessment
See Assessment Package pp. 23-25, 32, 41, 46-47.

6 On the Farm



1 Listen and sing.

All Around the Farm

A cow, a duck,
a great big truck!
A goat, a cat,
oh, look at that!

A horse, a hen,
chicks in a pen,
A dog, a rake,
an egg, a snake!

*All around the farm,
what else can we see?*

*All around the farm,
take a look with me!*

Ducks are swimming.
Sheep are eating.
Birds are flying.
Frogs are jumping.

(Chorus)



TRACK A69
2

Look and listen. Say.


This is a frog.
It's a big frog.

This is a frog, too.
It's a little frog.




TRACK A70
3

Listen and stick. Say.



Prenominal adjectives; *this*; singular/plural



4

Look and point. Listen and say.



1. bird flying



2. cat climbing



3. cow eating



4. dog sleeping



5. duck swimming



6. farmer talking



7. frog jumping



8. horse running



9. sheep walking



10. worm crawling



TRACK 473
5

Look at the picture. Point. Ask and answer.



What are they?

They're sheep.



What are they doing?

They're walking.



Question formation; simple present; present progressive

Grammar

What is the fish doing?
What are the cows doing?

It's swimming.
They're eating.



Look and listen. Draw a line.

1.



It's eating.

2.



They're walking.

3.



It's jumping.

4.



It's flying.

5.



They're sleeping.

Present progressive; verb *do*;
singular/plural

TRACK A76
7

Look and listen. Say.

What is it?

It's a bird.

What are they?


They're frogs.

What are they doing?

They're jumping!
Watch out!

TRACK A77
8

Listen and draw.



Questions; contractions; simple present;
present progressive

Unit 6

67

9 Look and write. Say.



They're _____.



It's _____.



They're _____.



It's _____.



They're _____.

eating
flying
running
swimming
walking

10

Listen and chant.

Look and See!


This is fun.
Look and see!
The birds are dancing.
They're dancing with me.

This is fun.
Look and see!
The birds are flying.
They're flying with me!



Out of My House!

by Yoko Mia Hirano



Copyright © by Pearson Education, Inc. All rights reserved.





What are those cats doing?

They're running. They're running after the ants.

2



What is that bird doing?

It's flying. It's flying all over the room.

3

Make Animal Puppets

 Color and cut out the animals on page 137.

Science
Project



Here's a little turtle
and a big horse.



The turtle is my pet. The
horse is on a farm.

Content connection: science; art

Unit 6

71

Take Care of Your Pet

Draw a line from the word to the pet.

Play with your pet.




Brush your pet.



Feed your pet.



Clean up after your pet.



cat
dog
fish
hamster

Copy: I take care of my pet.

Know It? Show It!

Review

Look and say.

What are the horses doing?

They're eating.

1.

2.

3.

4.

5.

6.

7.

8.

You're a frog.
You're jumping.

Play charades.



Unit 6
I can do it!

Performance assessment
See Assessment Package pp. 23–25, 33, 42, 46–47, 50–51.

Unit 6


7

Celebrations

TRACK B1

1

Listen and sing.



A Happy Day

*Tuesday is my birthday
and it will be a happy day.
Tuesday is my birthday.
I'll have a party to celebrate.*

I want pizza, lemonade, and cake,
or some ice cream and a nice
milk shake.


I want hot dogs and an apple pie,
and lots of birthday gifts
piled high.

(Chorus)




TRACK B2
2

Look and listen. Say.



TRACK B3
3

Listen and say. Listen and stick.



Questions with *when, how old, days of the week*



TRACKS
4

Listen and point. Listen and say.


1.  cake
2.  fish
3.  hamburgers
4.  ice cream
5.  lemonade
6.  milk
7.  juice
8.  pizza
9.  rice
10.  salad
11.  sandwiches



5 Look at the picture.
Point. Ask and answer.



6 Ask and answer
about you.



Question formation; verbs *have, like*

Grammar

What does she have? She has cake.
What do you have? I have cake.



Look and listen. Circle.

1. She has




cake.



a hamburger.

2. I have



a hot dog.



pizza.

3. He has



two hot dogs.



two presents.

4. He has



pizza.



a sandwich.

5. I have



milk.



lemonade.

6. She has




three balloons.




three hats.



8 Look and listen. Say.



9 Listen and draw.



I have salad, pizza, and orange juice.

Questions with *have*; first, second, third person singular; food

Listen and write.

cake ice cream milk rice salad

1. I have _____ on Monday.
2. I have _____ on Tuesday.
3. I have _____ on Wednesday.
4. I have _____ on Thursday.
5. I have _____ on Friday.



Listen and chant.

A Celebration

Today I have a present.
It's little, blue, and round.
It's for a celebration,
and it makes a funny sound!

Today I have a present
in a box that's green and square.
It's for a celebration.
It's something I can wear!

Today I have a present.
Whatever can it be?
It's for a celebration.
Come, open it with me!



Rabbit Joe Has a Party

by Yoko Mia Hirano




Rabbit Joe is planning a party.
Rabbit Sue says he needs pizza, cake,
and ice cream.

Copyright © by Pearson Education, Inc. All rights reserved.




Many rabbits come to the party.
Rabbit Joe has carrot soup and lettuce pie.
He does not need pizza, cake, or
ice cream!

Rabbit Joe has a garden with vegetables.
He does not have pizza, cake, or ice cream.



2



Rabbit Joe has carrots and lettuce.
He loves to eat vegetables.



3

Time for Presents

✂ Cut out the present on page 139.
Cut and tape. Draw and say.



Content connection: art

Celebrate Special Days

Color.



Father's Day



Christmas




Birthday

Copy: I celebrate special days.

Know It? Show It!

Make a food pocket game.

Review



Draw your favorite foods.

My favorite foods are fish and oranges.



Unit 7

I can do it!

Performance assessment
See Assessment Package pp. 23-25, 34, 43, 46-47.


Unit 7

85



TRACK 815
1

Listen and sing.





The Toy Box

I have a toy box, big and brown.
 I look inside and find a clown.
 I have a toy box with twelve toys,
 some toys for girls,
 some toys for boys.

Clap your hands!
Clap your hands!
I play all day with my toy box.

I have a toy box. I look inside.
 I see it's empty—now I can hide!

(Chorus)



Look and listen. Say.

in
on
under

Where is the crayon?


It's on the book.



3 Count and say. Stick.

elev en	twelve	thirteen	fourteen	fifteen
<input type="text"/>	<input type="text"/>	<input type="text"/>	<input type="text"/>	<input type="text"/>

sixteen	seventeen	eighteen	nineteen	twenty
<input type="text"/>	<input type="text"/>	<input type="text"/>	<input type="text"/>	<input type="text"/>



TRACK 18
4

Listen and point. Listen and say.



1. bikes



2. blocks



3. boats



4. dolls



5. kites



6. marbles



7. planes




8. skates



9. trains



10. yo-yos



TRACK B19
5

Look at the picture. Point. Ask and answer.

What does she want?



She wants some blocks.

Where are the blocks?



They're on the shelf.



Question formation; verb want; prepositions of location

Unit 8

89

What do you want?



I want a ball.



bike
book
car



Listen and write. Draw a line.

1. I want a blue _____.



2. I want a red _____.



3. I want a green _____.



Grammar

Where's the ball? It's in the toy box.



Listen and circle. Draw a line.

1. The ball is **on** / **under** the chair.



2. The kite is **on** / **in** the toy box.



3. The doll is **under** / **on** the table.




Toys; verb *want*; prepositions of location

TRACK B21
8

Look and listen. Say.



9 Draw and write.



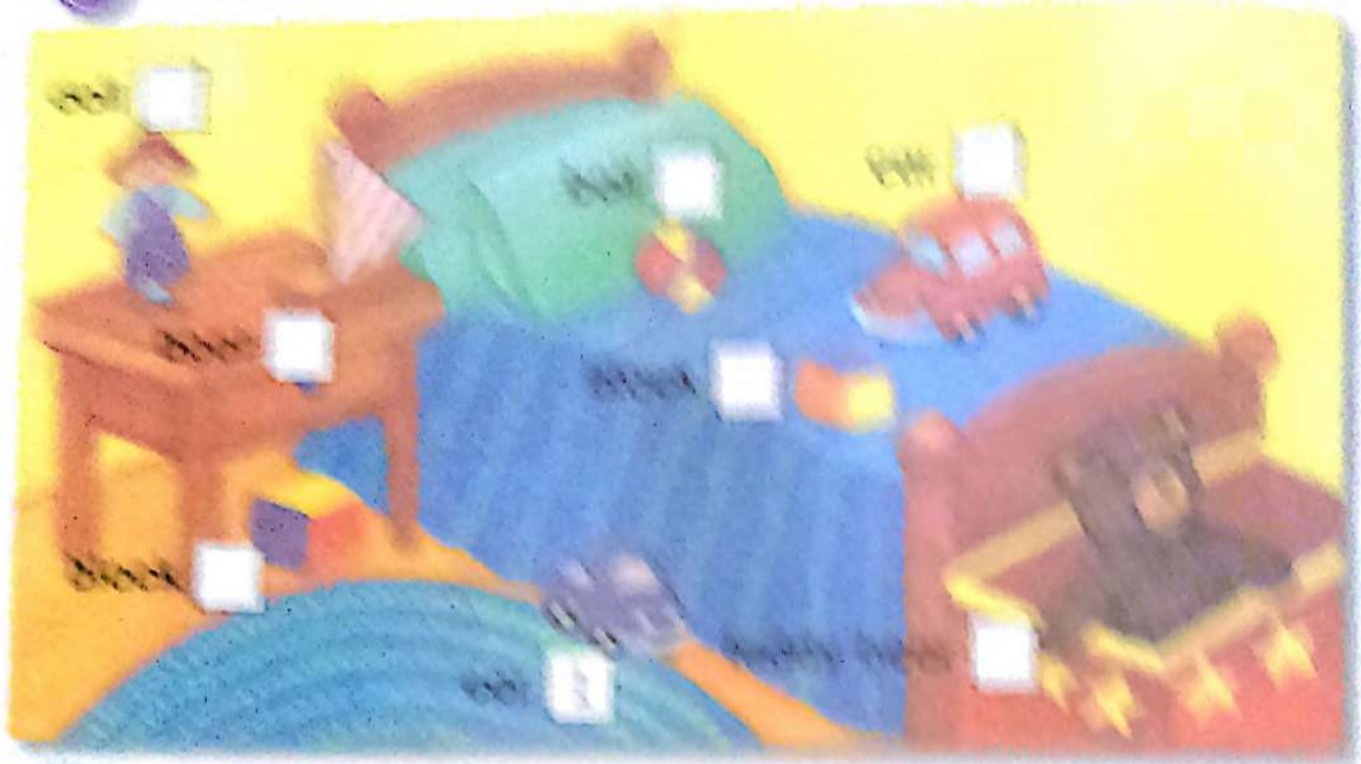
The _____ is in the toy box.

The _____ is on the toy box.

Toys; verb want; prepositions of location



Look and listen. Write the number.



Listen and chant.

Where Is the Boat?

Where is the boat?
The boat is on the desk.
The boat is on the desk.

Where is the desk?
The desk is on the bike.
The desk is on the bike.

Where is the bike?
The bike is rolling away!
Oh, no! Oh, no! Oh, no!

Oh, no! Oh, no!
Oh, no!



I say, "Oh, I see.
Maria likes my teddy bear.
I think that I'll just leave him there."




Where's My Bear?

by Yoko Mia Hirano

I say, "I want my teddy bear.
Where is it, Dad?"


He says, "We'll look for it.
Don't be sad."



I say, "I want my teddy bear. It is red."
I look on my desk, and I look under
my bed.



I say, "I want my teddy bear.
Where can it be?"
Mom says, "I know where it is.
Come with me."



Make a Toy Box

✂ Cut out the toy box label on page 141.



What's in your toy box?

I have a plane in my toy box.




Unit 8

Content connection: art

95

Share with Others


What toys do you share? Circle the toys.



Copy: I share my toys.

Know It? Show It!

Look. Ask and answer.



What do you want?



I want a balloon.



you



she



he



you



she



he



she



you

Say where each toy is.



The ball is on the desk.



Performance assessment
See Assessment Package pp. 23-25, 35, 44, 46-47.

Unit 8

97



1 Listen and sing.

Having Fun

We're at the playground.
We're kicking a ball.
We're dancing around.
Come and join us all!

We're taking a walk.
We're having a snack.
We're stopping to talk.
Put down your backpack!

We're having fun!


We're having fun!

We're singing a song.
We're flying a kite.
We're marching along
from morning till night!

(Chorus)

TRACK B28
2

Look and listen. Point and say.



TRACK B29
3

Listen and stick. Say.



This yo-yo is pink.
These planes are purple.



That ball is brown.
Those skates are red.

Demonstrative adjectives; colors

Unit 9

99



TRACK 851
4

Listen and point. Listen and say.



1. catching



2. dancing



3. eating



4. kicking



5. singing



6. throwing



7. jumping rope



8. playing a game



9. riding a bike



10. roller skating



TRACK 832
5

Look at the picture. Point. Ask and answer.

Is he jumping rope?

No, he isn't.

Is he singing?

Yes, he is.



Question formation; present progressive

Grammar

Is she singing?
Is she dancing?

No, she isn't.
Yes, she is.



6 Look and listen. Read and circle.

1. Is she catching a ball?



Yes, she is.

No, she isn't.

2. Is he kicking a ball?



Yes, he is.

No, he isn't.

3. Is she sleeping?



Yes, she is.

No, she isn't.

4. Is she jumping rope?



Yes, she is.

No, she isn't.

5. Is he throwing a ball?



Yes, he is.

No, he isn't.

6. Is he roller skating?




Yes, he is.

No, he isn't.


TRACK B35
7

Look and listen. Say.



TRACK B36
8

Listen and draw.



One boy is jumping rope.
Two girls are kicking a ball.

Outdoor activities; present progressive

Unit 9



Listen and write. Draw a line. Color.

1. She's _____
a ball.




2. He's _____
rope.



3. She's _____
a bike.



4. He's _____
a ball.



Listen and chant.

Kicking, Singing, Skating



He's kicking.
He's kicking.
He's kicking a ball.

She's singing.
She's singing.
She's singing a song.




He's skating.
He's skating.
Watch out. Don't fall!

Tony is catching at the playground.
And he's reading, too.
He's having fun!



Tony Is Reading

by Penny Young



Tina says, "Tony, let's go to the playground."

Tony says, "I'm reading."

Tina says, "You can read at the playground."





Tony is swinging at the playground.

And he's reading, too.

2



Tony is sliding at the playground.
And he's reading, too.


3

Make Action Puzzles

 Draw and color. Cut. Show and say.






She's riding a bike.
She's skating. He's
kicking a ball.



Content connection: art

Be Healthy

Look and read. Act it out.



Copy: I get exercise.

Know It? Show It!

Look and say.

Review





Use cutouts on page 141.

These skates are green.
I want these skates.

This train is blue.
I want this train.



Performance assessment
See Assessment Package pp. 23–25, 36, 45–47, 52–53.

Unit 9

109



1 Listen and say.



2 Listen and say. Point to the picture below.



3 Listen and say. Write the letter.

1



__pple

2



__ish

3



__at

4



__ird

5




__ame

6



__at

7



__lephant

8



__og

TRACK B44
1

Listen and say.

TRACK B45
2

Listen and say. Point to the picture below.

TRACK B46
3

Listen and say. Write the letter.

1



__ce cream

2



__onkey

3



__encil

4



__ite

5



__urse

6



__ion

7




__acket

8



__ueen

9



__range



1 Listen and say.



2 Listen and say. Point to the picture below.



3 Listen and say. Write the letter.




1

__iolin



2

fo__



3

__andwich

4




__o-yo

5



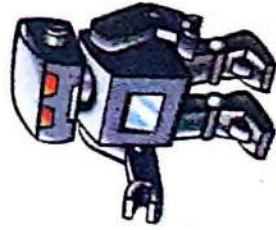
__mbrella

6



__able

7




__obot

8



__ebra

9




__indow

1 Listen and say.

2 Listen and say. Point to the picture.



3 Listen. Which words have the same sound as the *p* in *pen*? Circle the number.



4 Read. Underline the words with the same sound as the *p* in *pen*.

This is my puppet. Her name is Pat. She has a pink shirt and purple pants. I like to play with Pat in the park.




5 What is in your backpack? Write words that have the same sound as the *p* in *pen*. Say.

TRACK B55
1

Listen and say.






TRACK B56
2

Listen and say. Point to the picture.



TRACK B57
3

Listen. Which words have the same sound as the *e* in *bed*? Check the boxes.

<input type="checkbox"/>	<input type="checkbox"/>	<input type="checkbox"/>	<input type="checkbox"/>	<input type="checkbox"/>
				

4

Read. Underline the words with the same sound as the *e* in *bed*.

This is my brother Ken. He's ten. He likes yellow shirts and shoes. His favorite drink is lemonade.





5


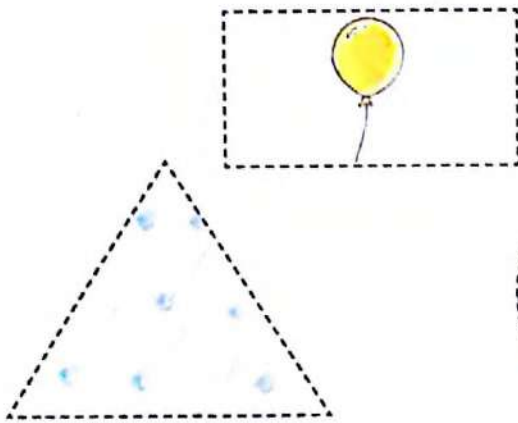
Look around you. Write words that have the same sound as the *e* in *bed*. Say.

1 Listen and say.

2 Listen and say. Point to the picture.




3 Listen. Which words have the same sound as the *r* in *red*?
Trace the shapes.



4 Read. Underline the words with the same sound as the *r* in *red*.

This is grandfather's farm. His two horses are Brownie and Star. They are running to the river to drink water.



5 Write letters to make words with the same sound as the *r* in *red*. Say.

I have a new ___ed ___obot. It's a bi___thday p___esent
from my siste___ Ma___ia. My pa___ty was fun!



1 Listen and say.



2 Listen and say. Point to the picture.

1



2





3



4



3 Listen. Which words have the same sound as the **b** in **ball**? Check the stars.



4 Read. Underline the words with the same sound as the **b** in **ball**.

Billy is my baby brother. He likes to bounce his big blue and white ball. He likes to play in his bedroom.



5 Write words that have the same sound as the **b** in **ball**. Say.

two animals: _____


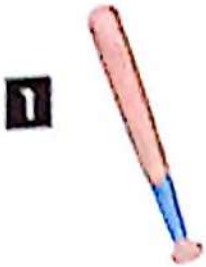
two rooms in a house: _____



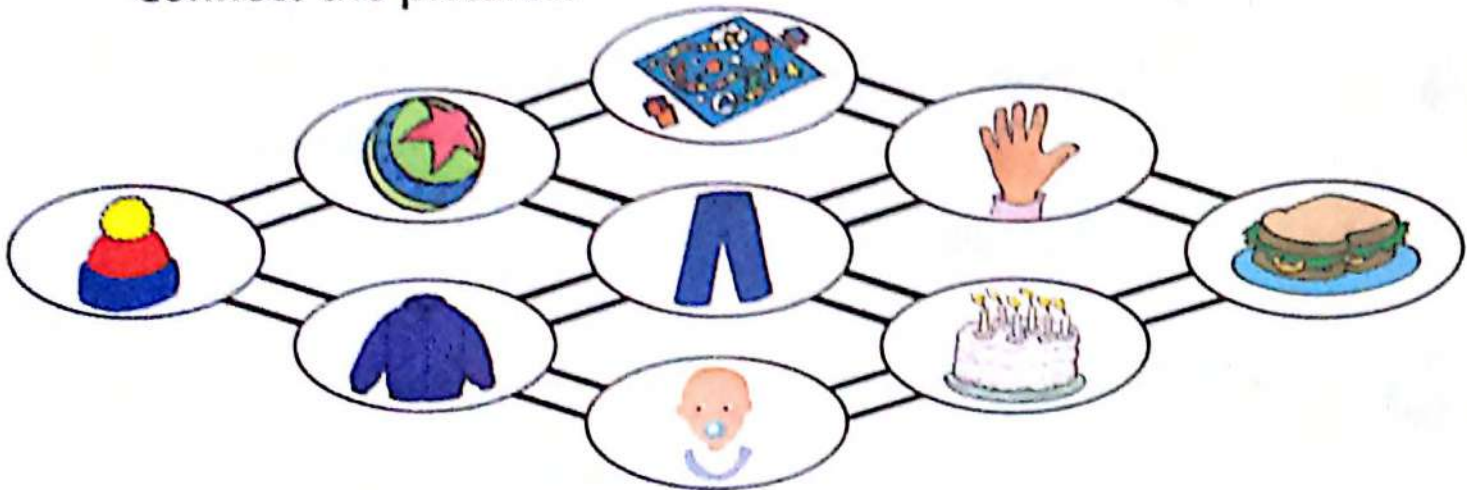
1 Listen and say.



2 Listen and say. Point to the picture.




3 Listen. Which words have the same sound as the *a* in *bat*? Connect the pictures.



4 Read. Underline the words with the same sound as the *a* in *bat*.

Oh, no! There's a happy ant on my sandwich. And there are more ants walking on my salad, my apple, and my cake!



5 Write words that have the same sound as the *a* in *bat*. Say.

TRACK B67
1

Listen and say.

TRACK B68
2

Listen and say. Point to the picture.

1



2



3



4



TRACK B69
3

Listen. Which words have the same sound as the *s* in *sock*? Circle the number.

1



2



3



4



5



4

Read. Underline the words with the same sound as the *s* in *sock*.

My sister Sonia is having a birthday party on Saturday. She will be seven. Sonia wants lots of presents!



5

Write words that have the same sound as the *s* in *sock*. Say.

two kinds of clothes: _____

two days of the week: _____

ABC Cards



A



a B



b C

c



D



d E



e F


f



G



g H



h I

i





J

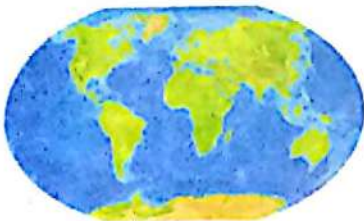


j K



k L

l




M

m N



n O

o



P

p Q



q R

r





S

S T



t U

U




V

V W



w X

x



Y

y Z



z




Subject Pronouns



I



you



he



she



it



we



you



they

Simple Present of Be

I am

we are

I am six.

She is 6 today.

you are

you are



he is

they are

she is

it is

Present of Have

I have


we have

I have ice cream.

He has ice cream.

you have

you have



he has

they have

she has

it has

Present Progressive

I'm walking
you're walking


he's walking
she's walking
it's walking

we're walking
you're walking

they're walking

I'm walking to school.


They're walking to school too.



Questions with Be Yes/No Questions

Are you 6?

No, I'm 7.



Is she your sister?

Yes, she is.



Information Questions











Where's your doll?







What are they?

They're frogs.

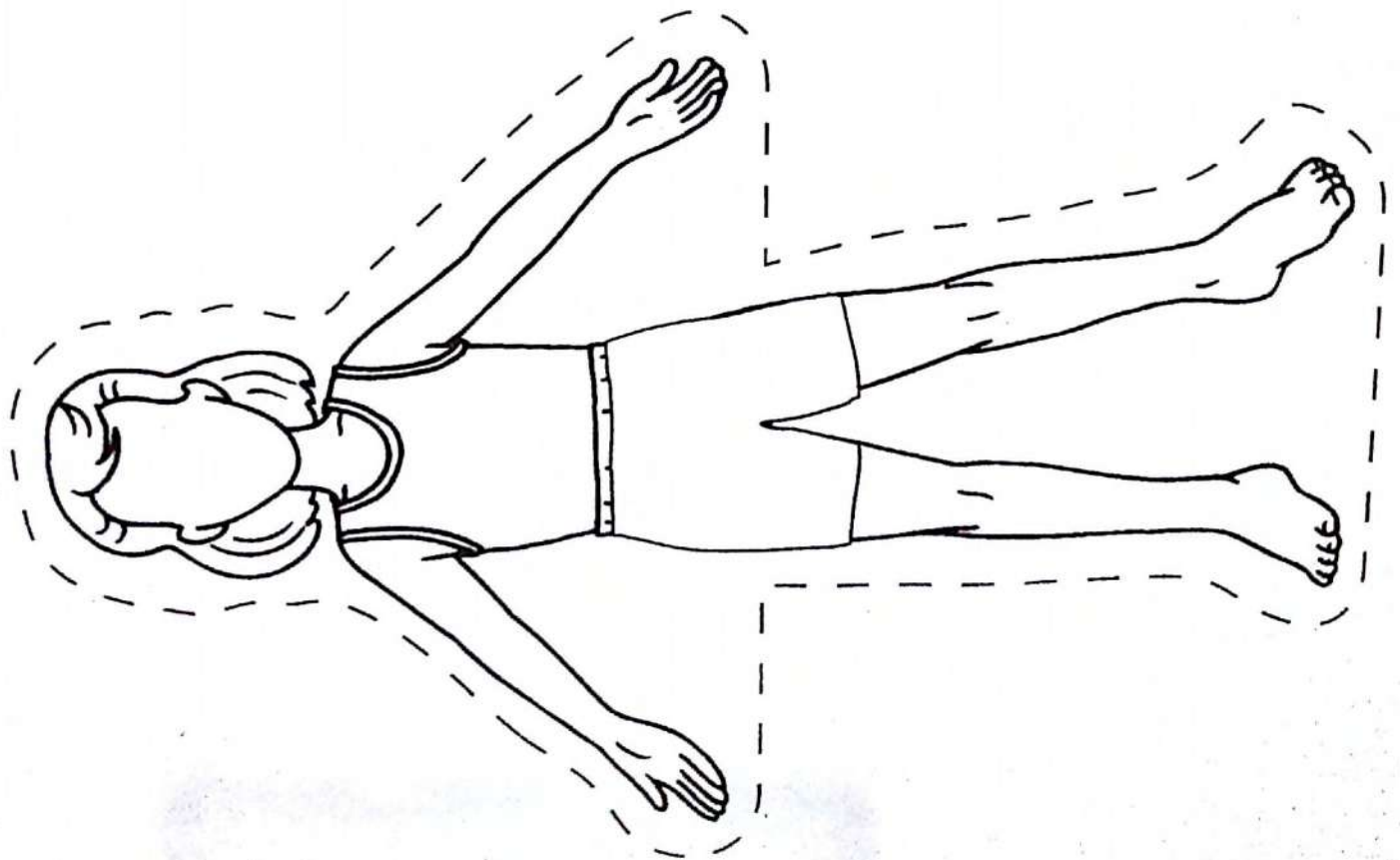
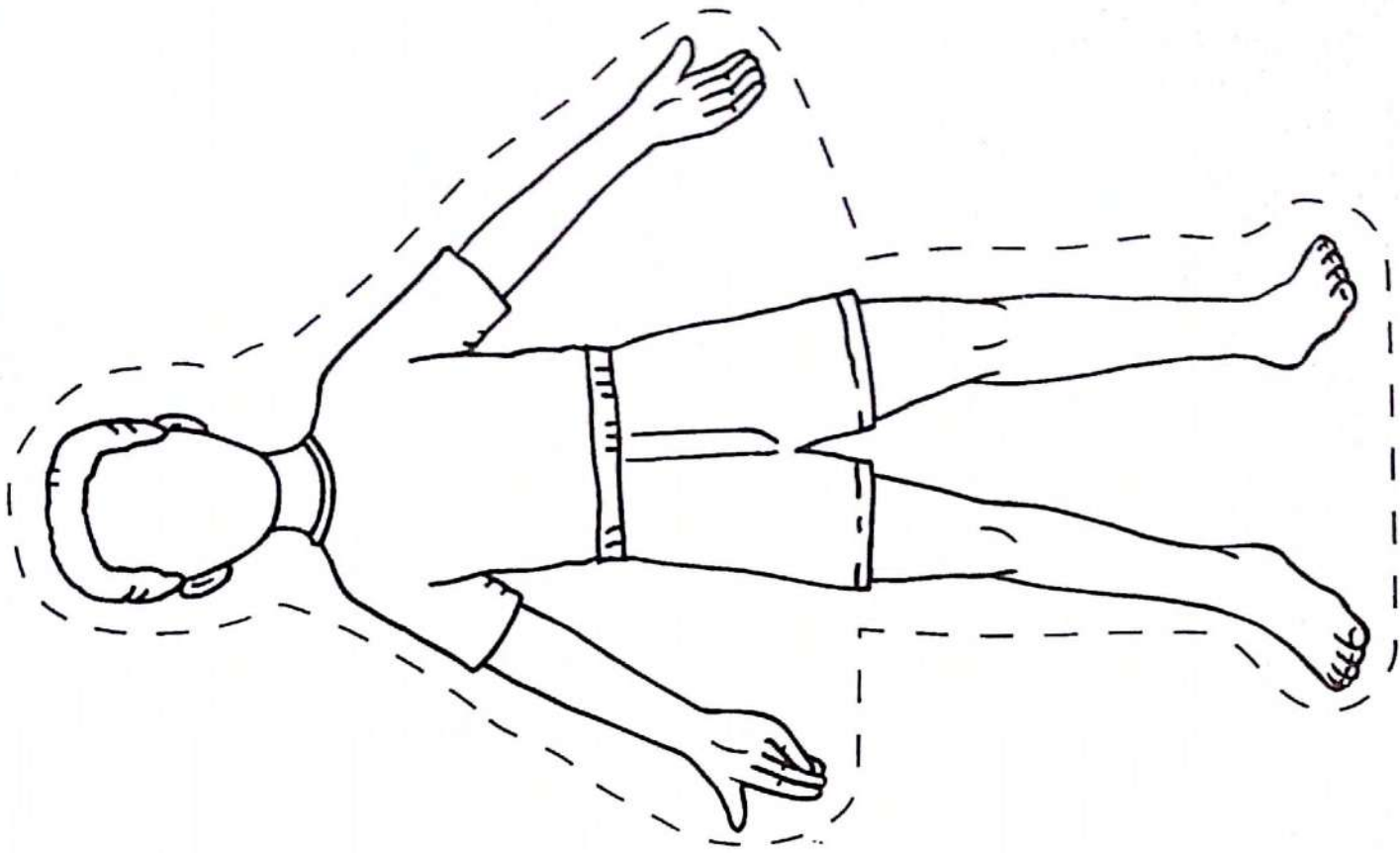


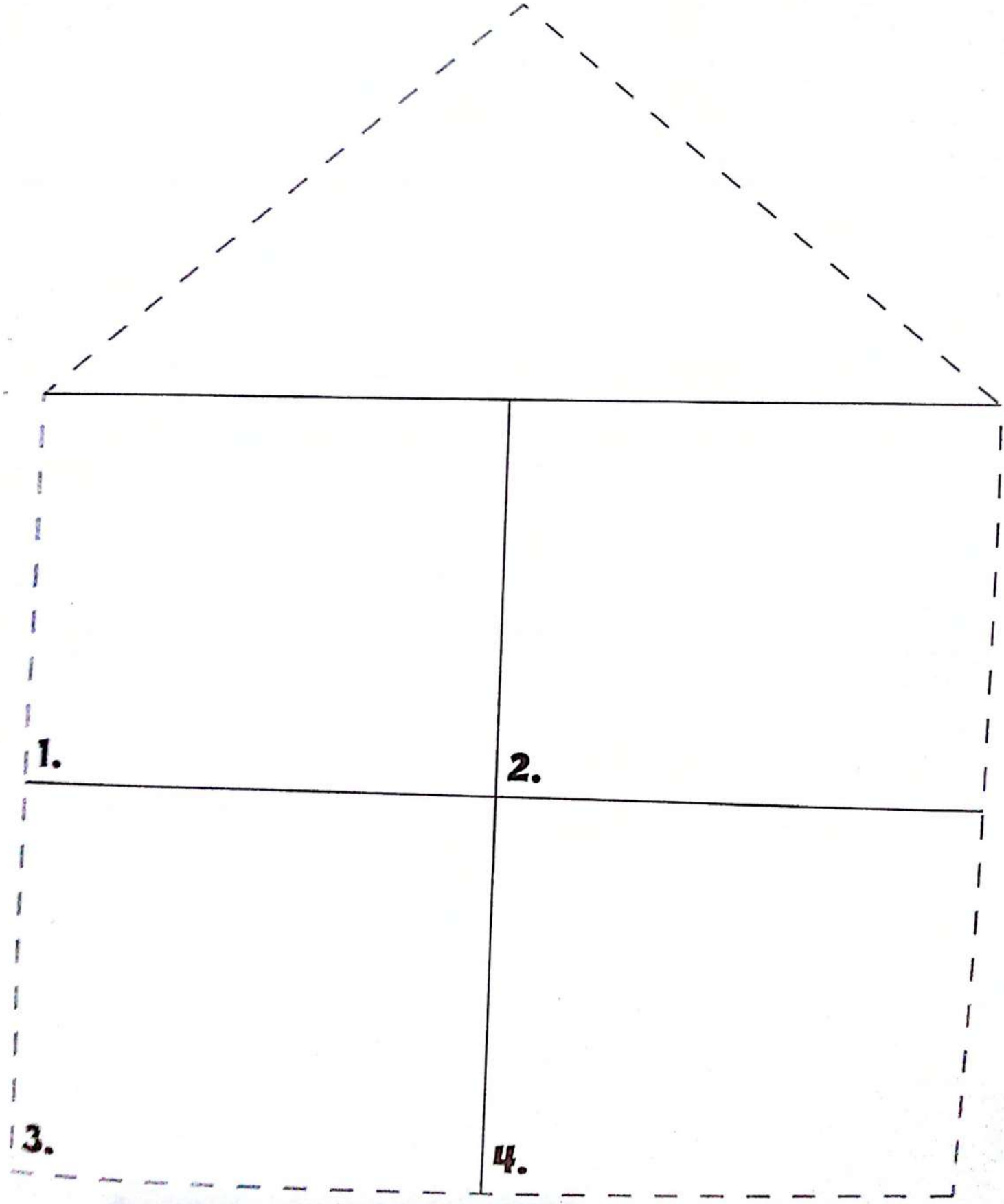







Unit
4




Unit
5



Unit
6



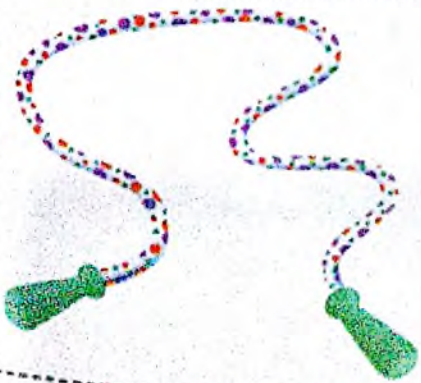
Unit
7





's

Toy Box



BACKPACK

Second Edition

Reach into *Backpack, Second Edition* for a richly illustrated, seven-level communicative program that motivates primary learners and supports teachers. *Backpack* is packed with kid-friendly topics, catchy songs and chants, stickers, games, stories, hands-on projects, and TPR activities. Young learners will succeed with *Backpack*!

NEW Features

- All-NEW music engages students with a catchy, pop sound
- NEW values curriculum provides character education and strengthens the home-school connection
- NEW Picture Dictionary (Starter), Sound and Spelling Handbooks (Levels 1–3), and Grammar and Writing Handbooks (Levels 4–6) in the Student Books and Workbooks provide support and practice
- NEW Assessment Package offers teachers' tips, techniques, tests, and a test generator
- Content Readers with Teacher's Manuals (Levels 1–6) provide reading practice and content connections
- NEW Interactive Whiteboard Software engages students and helps sustain motivation

Components

- Student Book with Sound and Spelling Handbook and CD-ROM
- Workbook with Workbook CD
- Interleaved Teacher's Edition
- Class Audio CD
- Assessment Package
- Large-format Picture Cards
- Large-format Posters
- Teacher's Resource Book
- Video (DVD) with Guide
- Interactive Whiteboard Software
- Companion Website



Backpack Companion Website
<http://www.pearsonlongman.com/backpack>

