


Tiny Talk

3A

مرجع زبان ایرانیان

Student Book

www.irLanguage.com



مرجع آموزش زبان ایرانیان
www.irLanguage.com

Susan Rivers



Oxford University Press




Playing



Triangle



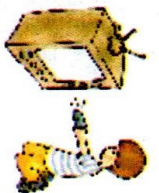
Diamond



Heart



Pick up the
crayons



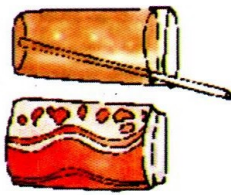
Turn off the
TV




Pick up the
toys



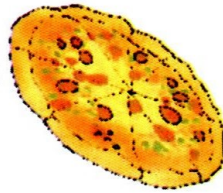
turn off the
light




Soda pop



Cheeseburgers




Pizza




12:00




Star



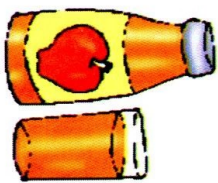
Square



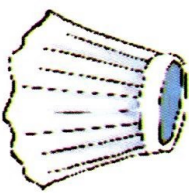
Circle




Rectangle



Apple juice



a skirt



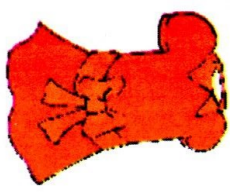
shorts




Sneakers



a blouse



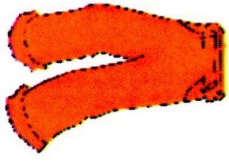
a dress



Go get the
money



French Fries




Pants




The beach




Cooking




Green



9:00



6:00



3:00




Monday

Tiny Talk

3A

Student Book

این مجموعه با لوگوی مرجع زبان ایرانیان
به صورت نشر بر خط و حامل به ثبت رسیده است. به ثبت رسیده است.
کپی برداری از آن خلاف شرع، قانون و اخلاق است و شامل پیگیری خواهد شد.



Susan Rivers

with songs by Carolyn Graham

Oxford University Press

Table Of Contents

Unit	Theme	Pdge
1	It's Sunday!	4
2	Our House	8
3	Clothing	12
4	Homework	16
5	More Colors	20
Review Unit 1		24
6	Shapes	26
7	Time	30
8	Getting Ready	34
9	Places	38
10	At The Restaurant	42
Review Unit 2		46


UNIT
1

مرجع آموزش زبان ایرانیان
www.irLanguage.com



Wake up, Julie! It's late.





Oh, Mike. It's Sunday!




Sunday



Monday




Wednesday



Thursday



Friday



Tuesday




Saturday

What day is today?




It's _____.



UNIT
2

مرجع زبان ایرانیان

Where are you, Mike?



I'm in the bathroom.
I'm brushing my teeth.




bedroom



playing

www.irLanguage.com

kitchen




cooking



bathroom

brushing my teeth




living room

watching TV

Where are you?



I'm in the _____.
I'm _____.





I'm wearing a blouse.
My blouse is pretty.






a blouse



a T-shirt




a dress




pants



shorts



shoes



a skirt




sneakers

What are you wearing?



I'm wearing _____.



UNIT
4


مرجع آموزش زبان ایرانیان
www.irLanguage.com

What's that?





It's my workbook.
I'm coloring.
See. It's page 11.




11

12




13




15

16



17


18



19



14



20

What page?



Page _____.




What color is it? is it brown?

No, it's not.





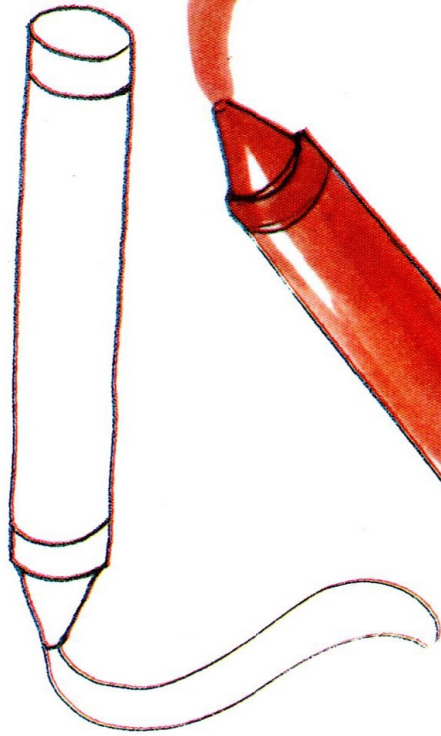
It's orange.
Orange is my favorite.



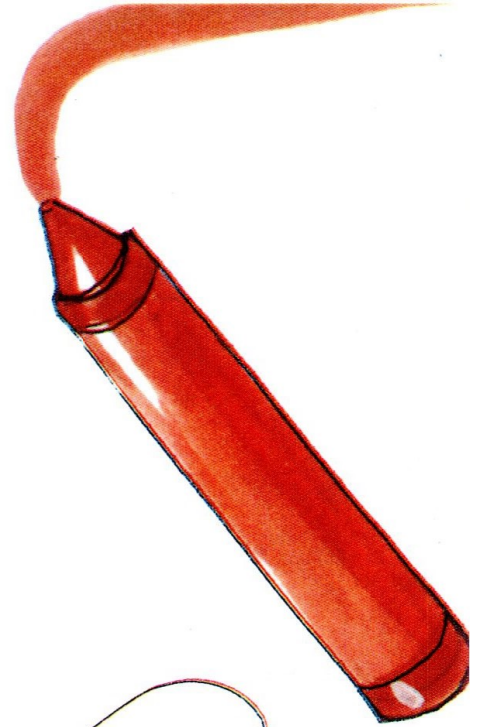
orange




black



white




brown




pink



yellow



red




green




purple

What color is it?












It's _____.



blue

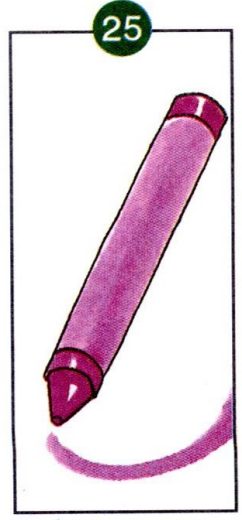
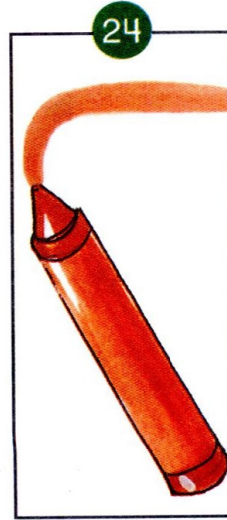
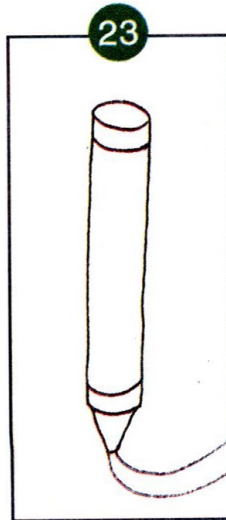

REVIEW UNIT





20

11	12	13	14	15
16	17	18	19	20




UNIT
6

It's a circle. It's orange.







It's an orange circle.




circle



square



diamond





rectangle


It's a _____. It's _____.



It's _____.




triangle






heart






It's 11:00.







1:00




2:00




3:00




4:00




5:00




6:00



7:00




8:00




9:00

10:00


11:00



4:00



8:00




12:00

What time is it?



It's _____.





Time to go!
Clean up this mess!


Pick up the crayons, Julie.
Turn off the TV, Mike.
Go get the keys, Dad.




OK, Mom.



Pick up the crayons.



Turn off the TV.



Go get the keys.



Pick up the toys.




Turn off the light.



Go get the money.


_____ the _____.



Where are we going?

Fasten your seat belts.





We're going to a restaurant and then we're going to the zoo.




a restaurant



a department store




the movies



the zoo



the park





the beach

Where are we going?



We're going to _____.






Yes, they do.
They have french fries.

Do they have french fries?



www.irLanguage.com




Do they have pizza?



No, they don't.
They don't have pizza.

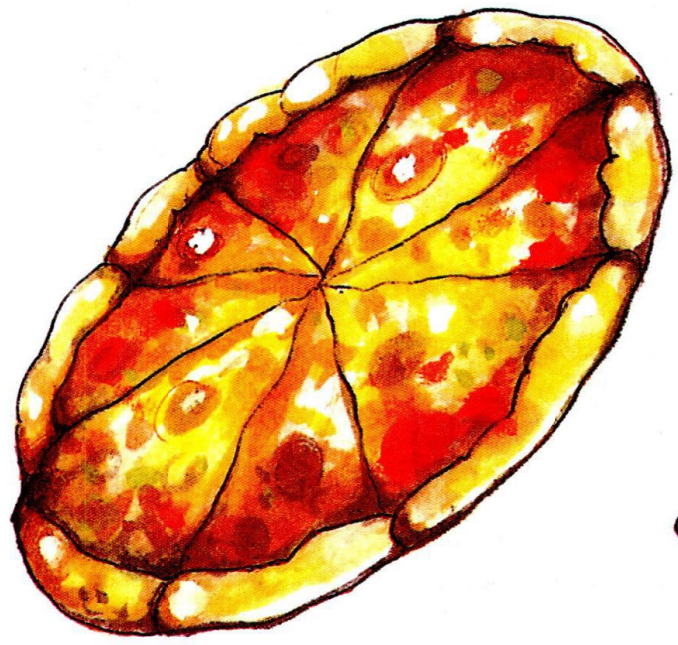





french fries



soda pop



pizza



donuts



cheeseburgers



apple juice

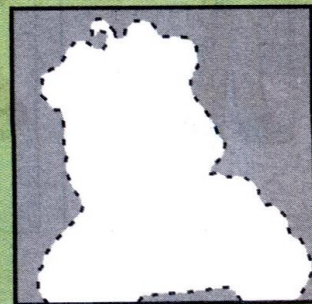
Do they have _____?



Yes, they do.
They have _____.



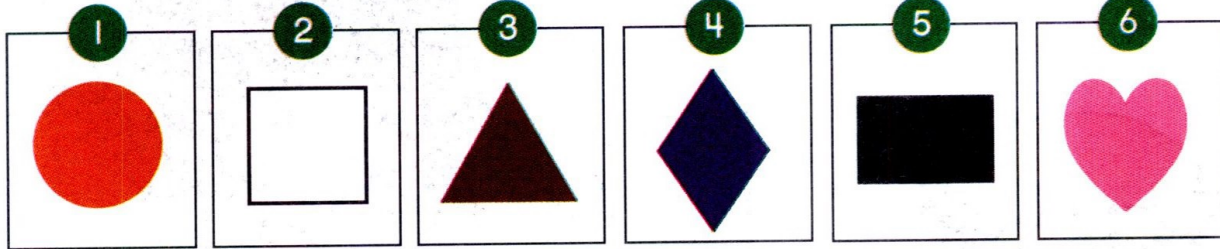


No, they don't.
They don't have _____.




REVIEW
UNIT


2



17




18




19




20




21



22



23



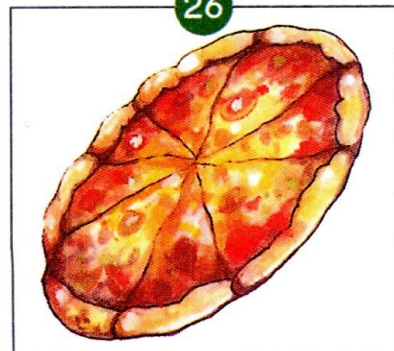
24



25




26



27



28




The first part of the document discusses the importance of maintaining accurate records of all transactions. It emphasizes that every entry should be supported by a valid receipt or invoice. This not only helps in tracking expenses but also ensures compliance with tax regulations.

In the second section, the author provides a detailed breakdown of the company's revenue streams. This includes sales from various product lines and services. The analysis shows that while some areas are performing well, others need more attention to improve profitability.

The third section focuses on the company's financial health. It includes a summary of the balance sheet, income statement, and cash flow statement. The author notes that the company's liquidity is strong, but there are concerns about long-term debt levels.

Finally, the document concludes with recommendations for future growth. The author suggests investing in research and development to create new products and exploring new markets. Additionally, improving operational efficiency is seen as a key strategy to reduce costs and increase margins.



Tiny Talk

Tiny Talk is a three-level listening and speaking series for preschool and kindergarten children learning English. The series provides a simple but steady development of new language through characters, themes, and situations relevant and appealing to very young students. Songs by Carolyn Graham appear in every lesson.

The three levels are divided into A and B sections. Each section includes a **Student Book**, a **Workbook**, a **Cassette**, **Picture Cards**, and **Wall Charts**. The easy-to-use **Teacher's Book** provides step-by-step lesson plans and a wide variety of games and fun activities. **Puppets** of the main characters attract and hold children's attention throughout the course.

Also available are the *Tiny Talk ABC Workbook* and the *Tiny Talk Songbook*, which features all 60 songs in the series. These components can be used either independently or as supplements to the *Tiny Talk* course.

Student Book 3A	0-19-435170-X	Wall Charts 3A	0-19-435174-2
Workbook 3A	0-19-435171-8	Benny and Sue Puppets	0-19-435374-5
Cassette 3A (American English)	0-19-435172-6	Mike and Julie Puppets	0-19-435391-5
Cassette 3A (British English)	0-19-435938-7	Teacher's Book 3	
Picture Cards 3A	0-19-435173-4	(A and B combined)	0-19-435282-X

