

# Teen & Teen

Three

Workbook 3

# I We're going to have a party.


## 1. Review the Vocabulary. Write your own study notes (or translation) for each word or phrase.

Vocabulary	My study notes	Vocabulary	My study notes
send out invitations	_____	a plate	_____
buy refreshments	_____	a cup	_____
put up decorations	_____	a tablecloth	_____
make a cake	_____	a napkin	_____
a spoon	_____	a balloon	_____
a fork	_____	a party	_____
a knife	_____	bring	_____

## 2. Look at the pictures. Complete each statement with the correct form of a word or phrase from the Vocabulary.



1. Angie: Should we put up decorations for Jan's party?  
 Maxi: Great idea. \_\_\_\_\_ are always great decorations for a party. I can bring some.




2. Stan: Do we need plates for the pizza?  
 Jerry: I don't think so. We can just put the slices on paper \_\_\_\_\_.



3. Mom: Penny, please set the table for dinner. It's your grandma's birthday.  
 Penny: OK, Mom. Where's the special birthday \_\_\_\_\_?  
 Mom: It's already on the table.



4. Alison: What are we going to eat and drink at the party after school?  
 Bonnie: I'm not sure. Phil is \_\_\_\_\_. Let's call him.



5. Sam: How many \_\_\_\_\_ do we need for the cake?  
 Lisa: Four. And we need napkins, too.  
 Sam: Right. And let's not forget the \_\_\_\_\_!



6. Katie: Can we drink the soda out of the cans?  
 Erin: Let's not. Let's use \_\_\_\_\_. I have some nice red plastic ones. I can bring them.


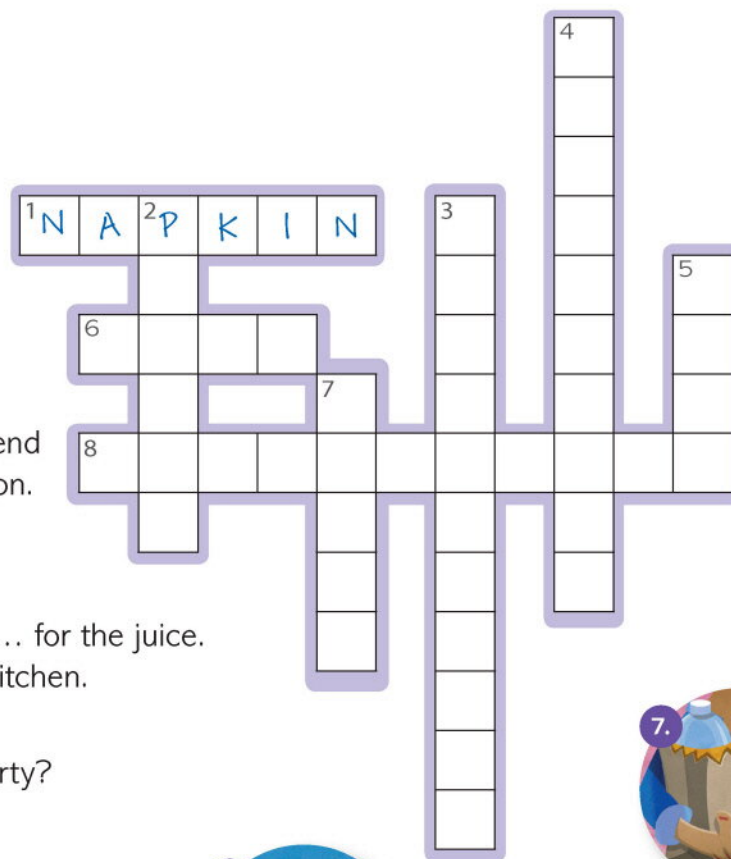
**3. Look at the pictures. Complete each sentence. Write the words in the puzzle.**

**Across** ➤

1. What a mess! I need a ... for my hands.
6. That ... is beautiful! Is it your birthday?
8. We can put up some ... for the party in the cafeteria.

**Down** ▼

2. Here are some small ... for the refreshments.
3. My sister is going to send out the ... this afternoon.
4. Let's use a ... so the table looks nice.
5. We don't need to buy ... for the juice. We have some in the kitchen.
7. Who's going to ... refreshments to the party?



**4. Complete the statements and questions with the correct verb phrases.**

1. Mary Ann ... bring balloons to my sister's party.
  - a. going to
  - b. is going to**
2. ... send out invitations or just invite people by e-mail?
  - a. They going to
  - b. Are they going to
3. ... put up decorations for the party?
  - a. Is your mom going
  - b. Is your mom going to
4. Your friends' English teacher ... teach our class this afternoon!
  - a. is going to
  - b. are going to
5. We ... buy lots of refreshments.
  - a. go to
  - b. are going to

**5. Complete the statements about a party. Use *be going to* and the verb in parentheses. Use contractions if possible.**

1. We 're going to have \_\_\_\_\_ (have) a party next week, on Sunday.
2. It \_\_\_\_\_ (be) in the school gym.
3. My friend Jennie \_\_\_\_\_ (send out) invitations.
4. We think there \_\_\_\_\_ (be) twenty people there.
5. My classmates and I \_\_\_\_\_ (buy) refreshments.
6. Some classmates \_\_\_\_\_ (get) soda and juice.
7. Others \_\_\_\_\_ (bring) pizza.
8. My friends and I \_\_\_\_\_ (put up) decorations in the gym.
9. We \_\_\_\_\_ (have) lots of balloons.
10. This party \_\_\_\_\_ (be) awesome!

## 6. Look at the pictures. Write questions and short answers with *be going to*.



1. he / play soccer

Q: Is he going to play soccer?

A: No, he isn't.



2. she / make a cake

Q: \_\_\_\_\_

A: \_\_\_\_\_



3. they / go shopping

Q: \_\_\_\_\_

A: \_\_\_\_\_



4. he / set the table

Q: \_\_\_\_\_

A: \_\_\_\_\_



5. it / rain

Q: \_\_\_\_\_

A: \_\_\_\_\_



6. they / go swimming

Q: \_\_\_\_\_

A: \_\_\_\_\_

## 7. Read the conversation. Then circle T (true) or F (false), according to the conversation.

**A** We're going to have a party at 8:00 on Friday night at my house. Can you come?

**B** Sure! Can I help?

**A** Well, my dad's going to buy a cake. I'm going to decorate the house.

**B** Do you need decorations?

**A** No, but we need paper plates.

**B** I can bring those. Anything else?

**A** Not really, but thanks for offering!

1. The party's going to be on Friday at 8:00.  T / F
2. It's going to be at school.  T / F
3. Her father is going to make a cake.  T / F
4. She's going to decorate the house.  T / F
5. He's going to bring decorations for the party.  T / F
6. She needs paper plates.  T / F
7. He can't bring the paper plates.  T / F



## 8. Choose the appropriate response. Write a check mark.

1. Can you come to our party on Friday at 7:30?

a.  Is it going to be at your house?

b.  When is the party?

2. Thanks for offering!

a.  You're welcome.

b.  Can I help?

3. I can bring balloons.

a.  What can I do to help?

b.  Thanks for offering, but we don't need any.

4. We need decorations.

a.  I can bring them.

b.  Not really.

# How do I get to the gym?

## 1. Review the Vocabulary. Write your own study notes (or translation) for each word or phrase.

Vocabulary	My study notes	Vocabulary	My study notes
the main office	_____	It's on the first floor.	_____
the cafeteria	_____	It's on the second floor.	_____
the auditorium	_____	It's upstairs.	_____
the gym	_____	It's downstairs.	_____
the computer lab	_____	It's on the left.	_____
the science lab	_____	It's on the right.	_____
the library	_____	Turn left.	_____
the hall	_____	Turn right.	_____
a locker	_____	Take the stairs.	_____
		Go down the hall.	_____

## 2. Circle the Vocabulary words in the puzzle. Then complete the statements.

S A U T S C A F E T E R I A O T E H A L L S  
 S M X A C O M P U T E R M N O U P S G G A T  
 T R S K O N A U D I T O R I U M P E T Y X A  
 K A O E S O R A E R U P S T A I R S U M E I  
 F L O O R K L L O M A I N H K I Q T R N O R  
 P A B G C N E R L I B R A R Y K A N N I S S

- Take the stairs to the second floor.
- Let's have lunch in the \_\_\_\_\_.
- The library isn't downstairs. It's \_\_\_\_\_.
- Go upstairs to the second floor and go down the \_\_\_\_\_.
- Go down the hall to the \_\_\_\_\_ office.
- Go down the hall and \_\_\_\_\_ left.
- He's doing his homework in the \_\_\_\_\_ lab.
- The science lab is on the third \_\_\_\_\_.
- There's a meeting in the \_\_\_\_\_.
- Take the \_\_\_\_\_ and turn right.
- The basketball game is in the \_\_\_\_\_ at 3:00.
- She needs some books from the \_\_\_\_\_.

## 3. Write questions with *be going to*. Remember to use a question mark.

- Who / your mom / call  
Who is your mom going to call?
- When / you / play volleyball  
 \_\_\_\_\_
- Who / go / with you to the park  
 \_\_\_\_\_
- How long / she / be / at the mall  
 \_\_\_\_\_
- Why / they / stay home this weekend  
 \_\_\_\_\_
- What / your friends / do / after school  
 \_\_\_\_\_
- What time / they / come to the party  
 \_\_\_\_\_
- How long / they / play video games  
 \_\_\_\_\_

#### 4. Change each statement into a question. Use the question words.

1. My brother is going to play on the soccer team next year. (Who)

Who is going to play on the soccer team next year?

2. Taylor and Greta are going to be in London. (How long)

\_\_\_\_\_

3. Joseph is going to come to the party. (When)

\_\_\_\_\_

4. Nick and Lance are going to meet at the mall. (What day)

\_\_\_\_\_

5. Her grandparents are going to sell their house. (Why)

\_\_\_\_\_

6. Beth is going to wear the new soccer uniform tomorrow. (Who)

\_\_\_\_\_

#### 5. Look at the diagram of the school. A new student is asking for directions. Complete the conversations.

1. A: How do I get to the main office?

B: It's on the first floor, across from the gym.

2. A: How do I get to the library?

B: \_\_\_\_\_ to the second floor. \_\_\_\_\_ the hall. It's on \_\_\_\_\_.

3. A: How do I get to the science lab?

B: \_\_\_\_\_ to the third floor. Go down \_\_\_\_\_ . It's on \_\_\_\_\_, across from \_\_\_\_\_.

4. A: How do I get to the gym?

B: It's across from \_\_\_\_\_, between Room 102 and \_\_\_\_\_.

5. A: How do I get to Room 305?

B: Take the stairs to \_\_\_\_\_. It's across from \_\_\_\_\_.

6. A: How do I get to Room 202?

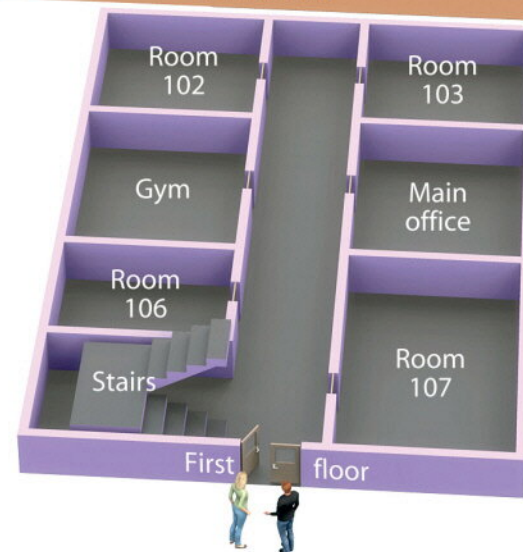
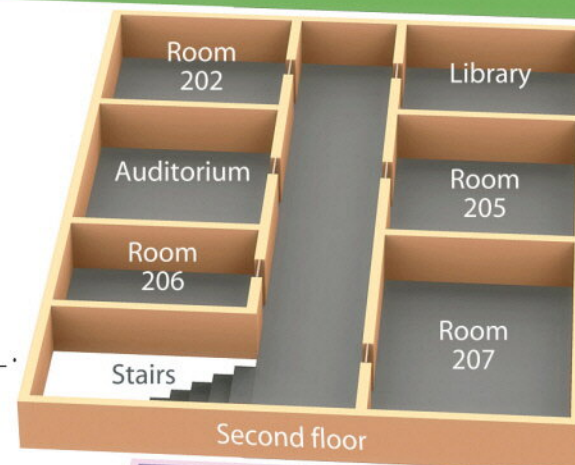
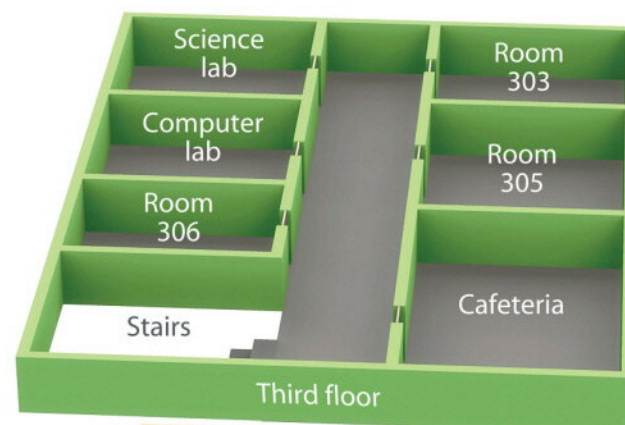
B: Go upstairs to \_\_\_\_\_. Turn \_\_\_\_\_ and go down \_\_\_\_\_. It's across from \_\_\_\_\_.

7. A: How do I get to the computer lab?

B: Take the stairs to \_\_\_\_\_. It's across from \_\_\_\_\_, between Room 306 and \_\_\_\_\_.

8. A: How do I get to the cafeteria?

B: Oh, that's easy. The cafeteria is also on \_\_\_\_\_. It's next to \_\_\_\_\_, across from \_\_\_\_\_.




## 6. Look at the diagram in Exercise 5 again. Guess the locations.

- Go upstairs to the second floor. It's not down the hall. It's across from the stairs. It's Room 207.
- Now go upstairs to the third floor. Go down the hall. It's on the right, across from the science lab. It's \_\_\_\_\_.
- From there, go down the hall to the cafeteria. Go downstairs to the first floor and turn left. It's right there on the left. It's \_\_\_\_\_.
- Go down the hall. It's on the right, next to the main office. It's \_\_\_\_\_.
- Go upstairs to the second floor again. Turn left and go down the hall. It's across from Room 205. It's \_\_\_\_\_.
- Leave the auditorium and turn left. It's across from Room 202. It's \_\_\_\_\_.

## 7. Read the conversation. Then circle T (true), F (false), or NI (no information), according to the conversation.

- A** Hey, are you in my science class?
- B** Yes, I am. I'm Paul.
- A** Nice to meet you, Paul. I'm Nick. Actually, I think I'm lost.
- B** Don't worry. I can help you.
- A** Thanks. How do I get to that new clothes store, Just Jeans?
- B** Oh, that's easy. Take the stairs to the second floor. It's on the left. You can't miss it.
- A** Great. Thanks!



- |                                                                                 |                                                       |
|---------------------------------------------------------------------------------|-------------------------------------------------------|
| 1. Nick is in Paul's science class. <input checked="" type="radio"/> T / F / NI | 4. Paul is going to help Nick.      T / F / NI        |
| 2. Nick is going to buy a new T-shirt.      T / F / NI                          | 5. Just Jeans is on the second floor.      T / F / NI |
| 3. Paul is lost.      T / F / NI                                                | 6. Paul is going to go there, too.      T / F / NI    |

## 8. Choose an appropriate response. Write a check mark.

- |                                                                                                                                    |                                                                                         |
|------------------------------------------------------------------------------------------------------------------------------------|-----------------------------------------------------------------------------------------|
| 1.  This mall is so big! I think I'm lost.<br>a. <input checked="" type="checkbox"/> It's OK. I can help you.<br>b.  That's great! | 3.  You can't miss it!<br>a.  Thanks.<br>b.  I think I'm lost.                          |
| 2.  How do I get to that new Italian restaurant?<br>a.  Oh, that's easy.<br>b.  Thanks.                                            | 4.  Take the stairs to the third floor.<br>a.  Great. Thanks!<br>b.  You can't miss it! |

## 9. Put the conversation in the correct order. Write the numbers.

- |                                                                                        |                                             |
|----------------------------------------------------------------------------------------|---------------------------------------------|
| ___ Nice to meet you. Actually, Kate, I think I'm lost.                                | ___ 1 Hey, are you a new student?           |
| ___ No problem! Go the end of the hall. It's on the left, across from the main office. | ___ Thanks. How do I get to the auditorium? |
| ___ Nice to meet you, Myra. I'm Kate.                                                  | ___ Yes. I'm Myra.                          |
| ___ Don't worry. I can probably help you.                                              | ___ Really? Thanks!                         |

# 3 There are a few pretzels.

1. Review the Vocabulary. Write your own study notes (or translation) for each word or phrase.

Vocabulary	My study notes	Vocabulary	My study notes	Vocabulary	My study notes
cookies	_____	pretzels	_____	salty	_____
ice cream	_____	nuts	_____	sour	_____
cake	_____	crackers	_____	spicy	_____
chips	_____	mangoes	_____	crunchy	_____
lemons	_____	oranges	_____	juicy	_____
hot peppers	_____	sweet	_____	I'm starving.	_____


2. Look at the pictures. Complete the conversations.



1. **Tim:** I'm in the mood for something spicy with my soup.  
**Andy:** Me too! There are some nice ... in the fridge.  
 a. papayas    **b.** peppers



2. **Pam:** What do you want for lunch?  
**Ann:** I just want a snack, not a big lunch. Are there any ... ?  
 a. pretzels or nuts    b. potatoes




3. **Alan:** I always like to put something crunchy in my sandwich.  
**Bob:** Really? That's kind of unusual.  
**Alan:** Not really. You should try it sometimes. I put ... in a chicken sandwich. It's great!  
 a. lemons    b. chips



4. **Melissa:** This cake is so delicious!  
**Corie:** You think so? Actually it's a little too ... for me.  
 a. sweet    b. salty



5. **Martha:** Mmm. This ... is so cold and sweet.  
**Mike:** It's delicious! Perfect for a hot day!  
 a. onion soup    b. ice cream



6. **Paul:** What do you think of these new crackers?  
**Nick:** They're OK. But I like ... crackers.  
 a. crunchier    b. juicier



**3. All the statements have errors with *many*, *much*, *a few*, or *a little*. Rewrite them, correcting the errors.**

- There aren't much oranges for juice. There aren't many oranges for juice.
- My little brother doesn't eat many cake. \_\_\_\_\_
- My grandma and grandpa don't eat much eggs. \_\_\_\_\_
- Is there a few milk in the fridge? \_\_\_\_\_
- There are a little cookies on the table. \_\_\_\_\_
- There aren't much invitations for the party. \_\_\_\_\_
- Are there a little bananas for a fruit salad? \_\_\_\_\_

**4. Complete the statements with the correct quantifiers.**

- A: What is there to eat?  
 B: Well, we have a lot of / much cheese.  
 A: Great! I'm in the mood for cheese.
- A: This restaurant's amazing! How **many / much** kinds of soup are there on the menu?  
 B: Let me check. At least twenty. Wow!  
 A: And they give you **a lot of / much** soup, too.
- A: There are **a lot of / much** chips here in the cupboard.  
 B: Good. Can I have some chips with my sandwich?  
 A: Sure! No problem.
- A: Let's ask for a menu. I'm starving.  
 B: Me too! Uh-oh. They have **a lot of / much** meat dishes.  
 A: Hmm. I don't eat **much / many** meat. What am I going to do?  
 B: You're in luck! They have **a lot of / much** pasta dishes, too.

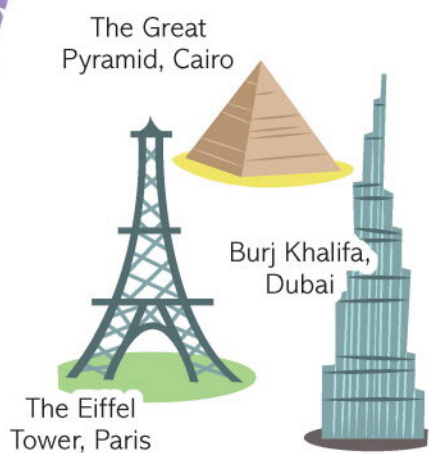
**5. Read the statements. Complete each statement with the correct form of the adjective.**

- That bag of chips is so big! It's the biggest bag in the store. Let's get it.
- Wow! These peppers are \_\_\_\_\_! They're the spiciest ones.
- Nuts, chips, and pretzels can be \_\_\_\_\_. But pretzels are usually the saltiest.
- Our dog is so \_\_\_\_\_! All my cousins have dogs, but ours is the cutest.
- My three brothers and I are \_\_\_\_\_, but my brother Gabe is the messiest.
- Diana is so \_\_\_\_\_! She's the funniest person I know.
- English class is so \_\_\_\_\_ on Mondays! It's the earliest class of the week.

**6. Write the superlative form of the following adjectives.**

- |              |                    |              |       |
|--------------|--------------------|--------------|-------|
| 1. big       | <u>the biggest</u> | 6. pretty    | _____ |
| 2. important | _____              | 7. early     | _____ |
| 3. good      | _____              | 8. smart     | _____ |
| 4. expensive | _____              | 9. beautiful | _____ |
| 5. short     | _____              | 10. bad      | _____ |

7. Look at the pictures. Complete the questions with the correct superlative forms. Then answer each question.



1. Q: Which building is the oldest (old)?  
A: The Great Pyramid.
2. Q: Which baby is \_\_\_\_\_ (young)?  
A: \_\_\_\_\_.
3. Q: Which athlete is \_\_\_\_\_ (fast)?  
A: \_\_\_\_\_.
4. Q: Which cake is \_\_\_\_\_ (good)?  
A: \_\_\_\_\_.

8. Read the conversation. Answer each question with a short answer.

- A: Hey, Penny. I'm starving!
- B: Me too. Let's have something to eat.
- A: OK! What is there?
- B: Well, there are a lot of crackers and chips.
- A: I don't want a snack. I'm in the mood for a sandwich. Is there any bread? There's a lot of cheese in the fridge.
- B: Let me check. Oh, yeah. There's a little bread, John. You can make a cheese sandwich.
- A: OK. What about you?
- B: I want some crackers and cheese.



1. Are they hungry? Yes, they are.
2. Are they going to have something to eat? \_\_\_\_\_
3. Are there any snacks in the cupboard? \_\_\_\_\_
4. Is there any cheese in the cupboard? \_\_\_\_\_
5. Is there any cheese in the fridge? \_\_\_\_\_
6. Does John want chips? \_\_\_\_\_
7. Is he going to make a sandwich? \_\_\_\_\_
8. Is Penny going to have a sandwich? \_\_\_\_\_

9. Choose the appropriate response. Write a check mark.

1. I'm starving!  
a.  What do you want to eat?  
b.  That's great!
2. I'm in the mood for something sweet.  
a.  There are some chips in the cupboard.  
b.  Me too!
3. What is there?  
a.  Yes, there is.  
b.  We have some ice cream and cookies.
4. Is there any cake?  
a.  Let me check.  
b.  Yes, they are.
5. Let's have a snack.  
a.  OK. What is there in the kitchen?  
b.  Me too!

# 4 They'll probably win the game!

1. Review the Vocabulary. Write your own study notes (or translation) for each word or phrase.

Vocabulary	My study notes	Vocabulary	My study notes
catch the ball	_____	score	_____
hit the ball	_____	win the game	_____
throw the ball	_____	lose the game	_____
kick the ball	_____	definitely	_____
serve the ball	_____	probably	_____
pass the ball	_____	maybe	_____
block the ball	_____		

2. Look at the pictures. Complete each statement with the Vocabulary.



1. She'll serve the ball for her team.



2. He'll \_\_\_\_\_ the ball to another player.



3. She'll definitely \_\_\_\_\_ the ball.



4. He's going to kick! He'll probably \_\_\_\_\_ for his team.



5. She can't \_\_\_\_\_ the ball to her teammate. They will \_\_\_\_\_ her.



6. They'll probably \_\_\_\_\_ the game.



7. It's too late. He can't \_\_\_\_\_ the ball now.



8. Maybe she'll \_\_\_\_\_ the ball, but it won't be easy!



9. They'll definitely \_\_\_\_\_ the game.

## 3. Look at the pictures. Complete the short answers.



1. A: Will they go to the beach today?

B: No, they won't.

2. A: Will she turn on the TV?

B: \_\_\_\_\_.

3. A: Will he buy the magazine?

B: \_\_\_\_\_.



4. A: Will her father call a doctor?

B: \_\_\_\_\_.



5. A: Will they send out the invitations soon?

B: \_\_\_\_\_.



6. A: Will she put up decorations for the party?

B: \_\_\_\_\_.

4. Complete the conversations with *will* or *won't*. Use the prompts. Use contractions when possible.1. A: Will you come \_\_\_\_\_ (you / come) to the team meeting?B: I'll probably be \_\_\_\_\_ (I / be / probably) a little late.

2. A: \_\_\_\_\_ (you / eat) stuffed rocoto peppers in Arequipa?

B: \_\_\_\_\_ (I / have / probably) them. They say they're delicious.

3. A: \_\_\_\_\_ (how long / you / be) at the gym?

B: \_\_\_\_\_ (I / not / stay) there very long. About a half hour.

4. A: \_\_\_\_\_ (what time / you / finish) your homework tonight?

B: \_\_\_\_\_ (I / not / finish) until about 9:00.

5. A: \_\_\_\_\_ (you / go) shopping at the mall tomorrow?

B: \_\_\_\_\_ (I / not / probably). I have too much homework.

## 5. Each statement has an error. Write the statement correctly.

1. I won't probably do my homework until after dinner. I probably won't do my homework until after dinner.

2. My sister will maybe play on the volleyball team next year. \_\_\_\_\_

3. We'll go probably to a basketball game next week. \_\_\_\_\_

4. Definitely will you stay home tomorrow? \_\_\_\_\_

5. The other school's team will maybe win the game tomorrow. \_\_\_\_\_

6. We won't definitely go to the beach today. \_\_\_\_\_

## 6. Read the conversation. Then answer the questions.

- A** Excuse me. I'm looking for Ingrid.
- B** I'm sorry. She isn't here right now. She probably won't be back until 5:00.
- A** Really? Well, can you give her a message?
- B** OK.
- A** Please tell her I'll be at the mall at 6:00. I'm her friend, Lewis.
- B** OK, Lewis. No problem.
- A** Thanks! What's your name?
- B** I'm Dora.
- A** Nice to meet you, Dora.



- When is Ingrid going to be back?
  - After 5:00.
  - At 6:00.
- Which two people are friends?
  - Lewis and Dora.
  - Lewis and Ingrid.
- Where are they going to meet?
  - At the computer lab.
  - At the mall.
- What is Dora going to do?
  - Give Ingrid a message.
  - Meet Lewis and Ingrid at the mall.
- Who is going to be at the mall at 6:00?
  - Lewis.
  - Dora.

## 7. Choose the appropriate response. Write a check mark.

- Excuse me. I'm looking for James.

  - Really?
  - I'm sorry. He isn't here right now.
- James isn't here right now.

  - Excuse me. I'm looking for James.
  - Can you give him a message?
- James won't be back until 2:00.

  - Can you give him a message?
  - OK. I'm looking for Lori.
- Please tell James I'll be at the mall at 6:00.

  - I'm his friend, Cody.
  - No problem.
- Can you give James a message?

  - Thanks!
  - No problem.

## 8. Put the conversation in order. Write the numbers.

- \_\_\_ Oh, that's too bad. Well, can you give him a message?
- \_\_\_ OK, Stella. Should he call you?
- 1 Excuse me. I'm looking for Matt.
- \_\_\_ No problem. Please tell him I'll be at home at 4:00. I'm his friend, Stella.
- \_\_\_ I'm sorry. He isn't here right now.
- \_\_\_ Yes. Thanks!
- \_\_\_ OK. But he won't be back until 3:00.

# I'll help you clean up

1. Review the Vocabulary. Write your own study notes (or translation) for each phrase.

Vocabulary	My study notes	Vocabulary	My study notes
make my bed	_____	set the table	_____
clean up my room	_____	wash the dishes	_____
feed the cat	_____	take out the garbage	_____
walk the dog	_____	do the laundry	_____

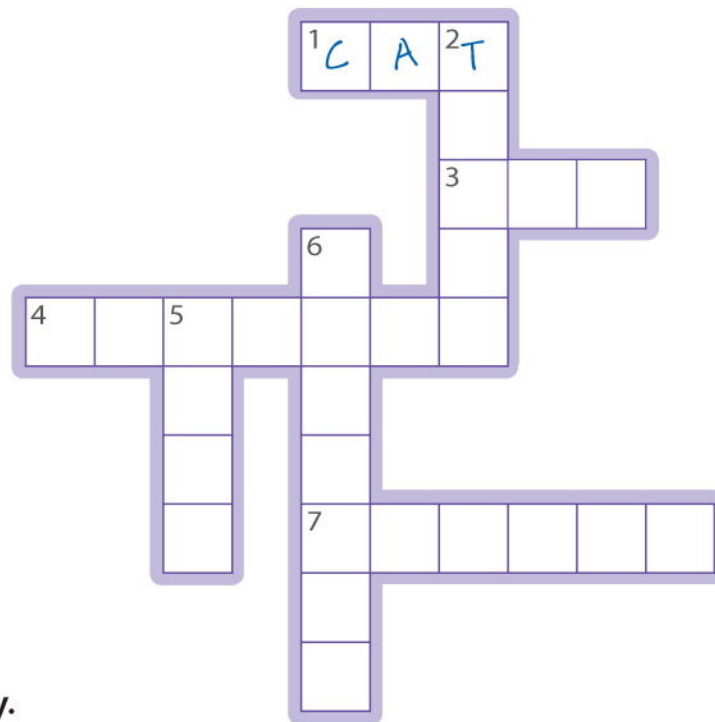
2. Complete each request or offer to help to complete the puzzle.

Across ➤

- I'll feed the ... after I do my homework.
- Sarah, will you make my ... ? I don't have time.
- I'll take out the ... for you if you say thanks.
- Will you wash the ... tonight? I'm so tired.

Down ▼

- I'll set the ... if you take out the garbage.
- Oh, Tad! Will you please clean up your ... ?
- Look at all these clothes! I'll do the ... for Mom.



3. Look at the pictures. Complete each statement with *be going to* and the Vocabulary. Use contractions if possible.



1. Mom 's going to do the laundry



2. They \_\_\_\_\_



3. Zoe \_\_\_\_\_



4. The boys \_\_\_\_\_




5. The girl \_\_\_\_\_



6. Martin \_\_\_\_\_

4. Look at the pictures. Unscramble the requests and write them on the lines.



1. kitchen / please / you / up / Will / clean / this?

2. sandwich / me? / and / for / Will / make / a / you / peanut butter / jelly

3. on / party / Will / some / get / for / you / balloons / Friday? / the



4. library? / help / take / books / these / me / Will / to / the / you

5. brother / Will / afternoon? / please / babysit / little / you / this / your

5. Look at the pictures and offer help. Begin each offer with I'll.



1. I'll clean up the room.



2. \_\_\_\_\_



3. \_\_\_\_\_



4. \_\_\_\_\_



5. \_\_\_\_\_



6. \_\_\_\_\_

## 6. Match the object pronouns, subject pronouns, and possessive adjectives.

object pronouns

subject pronouns

possessive adjectives

7. Look at the underlined words. Complete the answer to each question with a preposition and an object pronoun.

- A: Will you give these refreshments to Mom?  
B: Yes, I'll give them to her.
- A: Is this present for your grandparents?  
B: Yes, it's \_\_\_\_\_.
- A: Are you sending that e-mail to Mr. Martin?  
B: No, I'm not sending it \_\_\_\_\_.
- A: Will you ask Larissa to set the table for me? I'm so busy.  
B: OK. I'll ask her to do that \_\_\_\_\_.
- A: Will you do the laundry for Dad? He's going to get home late.  
B: Sure! I'll do the laundry \_\_\_\_\_. No problem.
- A: Do you want to make a cake for Grandma? It's her 60th birthday.  
B: Great idea! Let's make a cake \_\_\_\_\_.

## 8. Read the conversation. Then circle T (true) or F (false), according to the conversation.

- A** Hey, Jonathan. Will you do me a favor?
- B** That depends. What kind of favor?
- A** Well, today it's my turn to clean up the kitchen, but I have lots of homework. Will you do it for me?
- B** Sure, Emilie. I'll clean up the kitchen. But will you wash the dishes for me on Friday?
- A** OK. It's a deal.



- Today, it's Emilie's turn to clean up the kitchen.  T /  F
- It's Jonathan's turn to clean up the kitchen.  T /  F
- On Friday, it's Emilie's turn to do the dishes.  T /  F
- On Friday, it's Jonathan's turn to do the dishes.  T /  F
- Emilie will do a favor for Jonathan today.  T /  F
- On Friday, Emily will do a favor for Jonathan.  T /  F
- On Friday, Jonathan will do a favor for Emilie.  T /  F

## 9. Choose the appropriate response. Write a check mark.

- Will you do me a favor?  
a.  Sure. No problem.  
b.  Will you do it for me?
- What kind of favor?  
a.  It's my turn to do the dishes.  
b.  Will you make my bed for me?
- Will you do the laundry?  
a.  Yes, I will.  
b.  What kind of favor?
- I'll walk the dog for you. Will you feed the cat?  
a.  OK.  
b.  Thanks.
- Today it's your turn to set the table!  
a.  What kind of favor?  
b.  Well, I have too much homework. Will you do it for me?



# If you visit, you'll have fun!

## 1. Review the Vocabulary. Write your own study notes (or translation) for each word or phrase.

Vocabulary	My study notes	Vocabulary	My study notes
go surfing	_____	a surfboard	_____
go kayaking	_____	a kayak	_____
go snorkeling	_____	a snorkel	_____
go fishing	_____	a fishing rod	_____
go skiing	_____	skis	_____
go ice skating	_____	ice skates	_____
go hiking	_____	hiking boots	_____
go camping	_____	a tent	_____
go mountain biking	_____	a mountain bike	_____

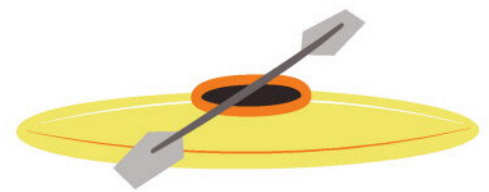
## 2. Look at the pictures. Then complete each statement with the name of the equipment and the sport.



1. We don't have a snorkel,  
so we can't go snorkeling.




2. We don't have \_\_\_\_\_,  
so we can't \_\_\_\_\_.



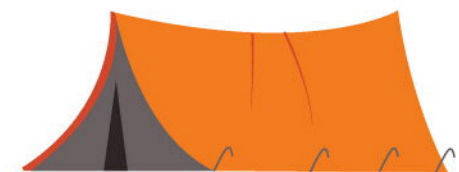
3. We don't have \_\_\_\_\_,  
so we can't \_\_\_\_\_.



4. We don't have \_\_\_\_\_,  
so we can't \_\_\_\_\_.




5. We don't have \_\_\_\_\_,  
so we can't \_\_\_\_\_.



6. We don't have \_\_\_\_\_,  
so we can't \_\_\_\_\_.



7. We don't have \_\_\_\_\_,  
so we can't \_\_\_\_\_.



8. We don't have \_\_\_\_\_,  
so we can't \_\_\_\_\_.



9. We don't have \_\_\_\_\_,  
so we can't \_\_\_\_\_.

## 3. Complete each statement or question.

- If I go skiing this weekend, I ... my warm jacket.
  - take
  - b.** will take
- If they ... their ice skates, they will go skiing.
  - don't have
  - b.** won't have
- She ... surfing with them tomorrow if they have an extra surfboard.
  - goes
  - b.** will go
- Who ... fishing with your brother this afternoon if you don't have time?
  - goes
  - b.** will go
- What will we do if there ... any snorkels for us at the beach?
  - won't be
  - b.** aren't
- Will your parents go kayaking if it ...
  - doesn't rain?
  - b.** won't rain?


#### 4. Write statements and questions, using the real conditional.

- beach, / Mike / go / goes / he'll / If / kayaking. / the / to  
If Mike goes to the beach, he'll go kayaking.
- too? / dad / If / mountain biking, / you / goes / your / go / will  
\_\_\_\_\_
- won't / home / dinner / the / ends / late. / They / be / for / if / movie / very  
\_\_\_\_\_
- if / weather / the / cold / be / windy? / Who / at / and / will / beach / the / is  
\_\_\_\_\_

#### 5. Rewrite the following sentences and questions, reversing the order of the clauses. Use correct punctuation and capitalization.

- What will we do if we don't find our skis?  
If we don't find our skis, what will we do?
- If her parents aren't home, where will she go?  
\_\_\_\_\_
- Will they take the bus if their grandma doesn't drive them?  
\_\_\_\_\_
- I'll go mountain biking with my friends if I finish my homework early.  
\_\_\_\_\_

#### 6. Look at the pictures. Complete the conversations with the correct forms of the verbs. Use contractions where necessary.



Beth: Is your sister's class going to go swimming this afternoon?

Maya: I'm not sure. But if they don't go (not / go) swimming, they 'll go (go) kayaking.




Mom: But, Sophie, it's too hot to go hiking today!

Sophie: Don't worry, Mom. If it's hot, Amy and I \_\_\_\_\_ (not / go) hiking.



Peter: Can you go mountain biking with us tomorrow?

Mike: That depends. But if my parents \_\_\_\_\_ (ask) me to babysit my sister, I \_\_\_\_\_ (not / go) mountain biking.



Jessica: If Aaron \_\_\_\_\_ (call) his parents right now, \_\_\_\_\_ (they / be) home?

Ellie: I don't know. And if he \_\_\_\_\_ (not / fix) his bike, we \_\_\_\_\_ (have) a big problem!

## 7. Read the conversation. Then answer the questions.

**A** So, Laura, are you and your sister free this weekend?

**B** Yes, we are. Why?

**A** Would you like to go camping with my family?

**B** We'd love to. But we don't have a tent.

**A** That's no problem. We have an extra one.  
You can use it.

**B** Thanks so much, Katie! If we can use your tent,  
we'll go.

- Who is free this weekend?
  - Katie.
  - Laura and her sister.
- Who is going to go camping?
  - Katie and her family.
  - Laura and her family.
- Who has a tent?
  - Katie.
  - Laura.
- Why does Laura think she can't go camping?
  - Because she has an extra tent.
  - Because she doesn't have a tent.
- Who can use the extra tent?
  - Katie.
  - Laura and her sister.



## 8. Put the conversation in order. Write the numbers.

- \_\_\_ I'd love to. But I don't have a kayak.
- \_\_\_ Yes, I am. Why?
- \_\_\_ If I can use your sister's kayak, I'll go. Thanks so much!
- \_\_\_ Would you like to go kayaking with Maggie and me?
- \_\_\_ That's OK. My sister's not going. You can use her kayak.
- 1 Are you free tomorrow after school?

## 9. Choose the appropriate response. Write a check mark.

- A** Are you free this weekend?

  - Yes, I am.
  - Would you like to go hiking?
- A** Would you like to go to the beach?

  - Are you free later?
  - I'd love to.
- A** We have two kayaks. You can use one.

  - We don't have an extra kayak.
  - Thanks so much!
- A** I'm not free this weekend.

  - Are you free this weekend?
  - That's no problem. We can go next weekend.



**4. Today is March 15, 2015. Complete the statements. Use the calendar and write the days, dates, months, and years.**

1. Yesterday was March 14. Three days ago was March \_\_\_\_\_.  
The day before yesterday was \_\_\_\_\_.
2. Last month was \_\_\_\_\_. Two months ago was \_\_\_\_\_.
3. Last weekend was Saturday, March \_\_\_\_\_ and \_\_\_\_\_, March \_\_\_\_\_.
4. One year ago was March 15, \_\_\_\_\_. The year before last year was \_\_\_\_\_.



**5. Complete the conversations with *was*, *were*, *wasn't*, or *weren't*.**

1. A: Were you at school yesterday?  
B: No, I \_\_\_\_\_. I \_\_\_\_\_ sick.  
A: Oh no! What \_\_\_\_\_ wrong?  
B: My temperature \_\_\_\_\_ 38 degrees! But I'm fine now.  
A: Well, that's good. I'm sorry you \_\_\_\_\_ sick.
2. A: There \_\_\_\_\_ two interesting movies on TV last night.  
B: Two movies? What \_\_\_\_\_ they?  
A: Well, the first one \_\_\_\_\_ an action movie, *The Tornado*. The second \_\_\_\_\_ an old comedy, *Don't Be Late*.  
B: \_\_\_\_\_ they good?
3. A: Where \_\_\_\_\_ Max yesterday? He wasn't at volleyball practice at 5:00.  
B: Really? Maybe he \_\_\_\_\_ at the computer lab. There \_\_\_\_\_ a lot of homework yesterday.  
A: Too bad. Actually, Jake and I \_\_\_\_\_ late for practice. We \_\_\_\_\_ at a school band meeting in the auditorium at 4:00.  
B: They \_\_\_\_\_ both awesome!

**6. Complete the conversations with questions using *was* or *were*.**

1. A: Were you late \_\_\_\_\_ for class this morning?  
B: No. I wasn't late.
2. A: Who were you \_\_\_\_\_ with at the mall yesterday?  
B: At the mall? Oh, I was with my friend Allison.
3. A: \_\_\_\_\_ last weekend?  
B: Yes, there was. There was a concert on Sunday.
4. A: \_\_\_\_\_ last week?  
B: My parents? They were in Miami for a meeting.
5. A: \_\_\_\_\_ sick on Monday?  
B: My teacher? Yes, she was.
6. A: \_\_\_\_\_ at the computer lab?  
B: My brother? Yes. He was there between 3:00 and 4:00.
7. A: \_\_\_\_\_ at Serena's house?  
B: Yes, there was. The party was great.

## 7. Read the conversation. Then choose the correct answers.

- A** Hey, Brandy.
- B** Hi, Val. Hey, there was an awesome action movie at the City Cinema last night.
- A** Really? I love action movies. What was it?
- B** *The Car*.
- A** Who was in it?
- B** Jack Lyons and Sue Simon.
- A** Was it exciting?
- B** Of course!



- There was a movie yesterday / today.
- The name of the movie was *The Car* / City Cinema.
- The Car* was near / at the City Cinema.
- Jack Lyons and Sue Simon were the directors / actors.
- The movie was good / not good.
- Brandy and Val both really like / hate action movies.

## 8. Choose the appropriate response. Write a check mark.

- |                                                                           |                                      |                              |
|---------------------------------------------------------------------------|--------------------------------------|------------------------------|
| 1.  There was a great comedy on TV last night.                            | 3.  Who was in it?                   | 5.  Who were the actors?     |
| a.  Really? I love that movie!                                            | a.  Really? I love that movie!       | a.  Sorry, I can't remember. |
| b.  Really! I love action movies!                                         | b.  Sorry, I don't know.             | b.  Can you remember?        |
| c. <input checked="" type="checkbox"/> Really? What was it?               | c.  Of course!                       | c.  It was an action movie.  |
| 2.  The movie <i>The Living Room</i> was at the City Cinema last weekend. | 4.  What was it?                     | 6.  Was it funny?            |
| a.  Really? Who was in it?                                                | a. <i>My House</i> , with Sue Simon. | a.  Sorry, I don't know.     |
| b.  Really? What was it?                                                  | b.  The actor Sue Simon.             | b.  Of course!               |
| c.  Really? I can't remember.                                             | c.  Really? I don't know.            | c.  I love comedies!         |

## 9. Put the conversation in order. Write the numbers.

- \_\_\_ *The Invitation*.
- \_\_\_ It was awesome!
- \_\_\_ Nancy Newman and Tommy Tinelli.
- \_\_\_ Well, I love funny movies! What movie was it?
- \_\_\_ Well, was it good?
- 1 Hey, there was a really funny comedy on TV last Sunday.
- \_\_\_ What's it about?
- \_\_\_ Who was in it?
- \_\_\_ It's about a party. That's why the name of the movie is *The Invitation*.

# She hurt her shoulder.

## 1. Review the Vocabulary. Write your own study notes (or translation) for each word or phrase.

Vocabulary	My study notes	Vocabulary	My study notes	Vocabulary	My study notes
neck	_____	back	_____	He broke his arm.	_____
shoulder	_____	wrist	_____	She burned her hand.	_____
finger	_____	knee	_____	I cut my finger.	_____
hand	_____	leg	_____	She hurt her ankle.	_____
ankle	_____	foot	_____		
arm	_____	feet	_____		

## 2. Look at the pictures. Complete the statements with the correct verbs or parts of the body. Then put the words into the puzzle.

Across ➤

1. I hurt my back.

3. My dad hurt his \_\_\_\_\_.

5. She \_\_\_\_\_ her knee.

7. My mom broke her \_\_\_\_\_.

8. She hurt her \_\_\_\_\_.

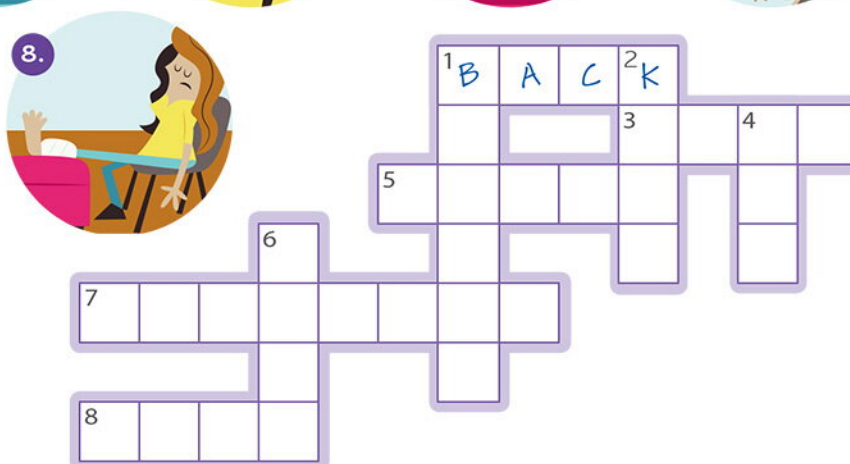
Down ▼

1. He \_\_\_\_\_ his finger.

2. My little brother cut his \_\_\_\_\_.

4. My sister \_\_\_\_\_ her hand.

6. I \_\_\_\_\_ my wrist.



## 3. Rewrite each statement, changing the verb from the simple present to the simple past tense.

1. She plays tennis well. She played tennis well.

2. I want a dog for my birthday. \_\_\_\_\_

3. Their family eats dinner every night at 8:00. \_\_\_\_\_

4. Our volleyball team scores a goal every time we serve! \_\_\_\_\_


5. We buy refreshments for all the parties. \_\_\_\_\_

6. My classmates always sit in the same seats. \_\_\_\_\_

7. My sisters and brothers take music lessons after school. \_\_\_\_\_

8. Fred and Mia usually shop at the Hometown Mall. \_\_\_\_\_

## 4. Complete the conversations with the verbs in the simple past tense.



1. David: Were you at Diana's party on Saturday?  
Daniel: Yes, I was. And we had (have) Chinese food. Diana and her mom \_\_\_\_\_ (make) it.



2. Tina: Where was everyone last night? I \_\_\_\_\_ (get) to the game at about 7:00, but you weren't there!  
Margot: Oh, right. A group of us \_\_\_\_\_ (go) to the movies. We \_\_\_\_\_ (want) to see the new horror movie.



3. Ann: So, how was the trip to Australia?  
Spencer: Fantastic! We \_\_\_\_\_ (stay) at a great hotel the first few days, and then we \_\_\_\_\_ (go) camping on the beach for a week.



4. Josh: Tell me about the parents' volleyball game!  
Gabrielle: Well, my parents' team \_\_\_\_\_ (win), but my dad \_\_\_\_\_ (hurt) his back after he \_\_\_\_\_ (serve) the ball.



5. Marissa: Were you online with Jason last night?  
Andrea: For two hours! I \_\_\_\_\_ (not / do) my geography homework!

5. Complete Carlos's message, using the simple past tense and the past of *be*.

Hey, Leonie!

Well, the weekend was \_\_\_\_\_ (1. be) good and not so good. First, on Friday night my school team \_\_\_\_\_ (2. win) the game. At the last minute, William \_\_\_\_\_ (3. score) six points! The other team \_\_\_\_\_ (4. not / score) again. There \_\_\_\_\_ (5. not / be) enough time! So after the game, the coach \_\_\_\_\_ (6. take) us to this epic Italian restaurant. We \_\_\_\_\_ (7. eat) so much pasta I \_\_\_\_\_ (8. not / can) sleep! The next day, we \_\_\_\_\_ (9. shop) at the mall, and then we \_\_\_\_\_ (10. go) to the Team Store for special team headbands. Later, on the school bus home, it \_\_\_\_\_ (11. start) to rain, and the bus driver \_\_\_\_\_ (12. not / see) see a dog in the road in time, so he \_\_\_\_\_ (13. stop) too fast. One of my teammates \_\_\_\_\_ (14. hurt) his hand on the seat in front of him – not too badly, but now he can't play in next weekend's game.

What's new with you? Do you want to get together for a movie or something? Text me!

Carlos



## 6. Change the affirmative statements to negative statements.

- The team played well. The team didn't play well.
- They wanted new soccer uniforms. \_\_\_\_\_
- My friends chatted online after school. \_\_\_\_\_
- We liked that animated movie. \_\_\_\_\_
- Our friends spoke French. \_\_\_\_\_
- She broke her ankle. \_\_\_\_\_
- We did our homework before dinner. \_\_\_\_\_
- I said the wrong thing! \_\_\_\_\_

## 7. Read the conversation. Then circle T (true), F (false), or NI (no information).

**A** Melanie! What happened to you?

**B** I broke my ankle.

**A** I'm so sorry! Are you OK?

**B** I guess so. But I can't play soccer this year!

**A** How awful! Get better soon, OK?

**B** Thanks, Carly.

- Carly broke her ankle. T / **F** / NI
- Carly is sorry about Melanie's ankle. T / F / NI
- Melanie can't play soccer. T / F / NI
- She broke her ankle in a soccer game. T / F / NI
- Carly plays soccer, too. T / F / NI

## 8. Put the conversation in order.

- \_\_\_ Thanks, Teresa.
- \_\_\_ How awful! Get better soon, OK?
- \_\_\_ I hurt my wrist.
- \_\_\_ I'm so sorry! Are you OK?
- \_\_\_ I guess so. But I can't play volleyball this weekend.
- 1 Delia! What happened to you?

## 9. Choose an appropriate response.

- What happened to you?

a.  I burned my arm.

b.  How awful!
- I cut my foot.

a.  I'm OK.

b.  I'm so sorry.
- Oh, no! Are you OK?

a.  Thanks.

b.  I guess so.
- Get better soon, OK?

a.  Thanks.

b.  But I can't play in the band.



# 9 Did you hear about the storm?

## 1. Review the Vocabulary. Write your own study notes (or translation) for each word or phrase.

Vocabulary	My study notes	Vocabulary	My study notes	Vocabulary	My study notes
a thunderstorm	_____	a mudslide	_____	close the windows	_____
a hurricane	_____	thunder	_____	stay inside	_____
a typhoon	_____	lightning	_____	take shelter	_____
a blizzard	_____	rain	_____	buy supplies	_____
a tornado	_____	wind	_____	evacuate	_____
a drought	_____	snow	_____	watch the weather report	_____
a flood	_____	hail	_____		

## 2. Read the descriptions. Complete the Vocabulary. Then copy the letters with numbers into the boxes. What's the secret word?

- a storm with a lot of snow and wind  
a b l i z z <sup>5</sup>a r d
- get water and food before a storm  
\_\_\_\_\_ <sup>9</sup>
- a storm with thunder and lightning  
a <sup>1</sup>    \_\_\_\_\_
- when water covers houses and cars  
a     <sup>2</sup>        <sup>6</sup>
- go into a building during a storm  
\_\_\_\_\_                         <sup>3</sup>
- when there is no rain for many weeks  
a     <sup>7</sup>    \_\_\_\_\_
- leave a place before a hurricane  
<sup>8</sup>    \_\_\_\_\_
- a severe storm in Asia with lots of wind and rain  
a \_\_\_\_\_ <sup>4</sup>

Secret word: <sup>1</sup>    <sup>2</sup>    <sup>3</sup>    <sup>4</sup>    <sup>5</sup>A <sup>6</sup>    <sup>7</sup>    <sup>8</sup>    <sup>9</sup>   

## 3. Complete the statements in the simple past tense.

- They evacuated (evacuate) our neighborhood.
- During the storm, I \_\_\_\_\_ (see) lightning.
- I \_\_\_\_\_ (hear) thunder last night.
- The hail \_\_\_\_\_ (damage) our car.
- She \_\_\_\_\_ (close) the windows.
- They \_\_\_\_\_ (stay) inside.
- Before the tornado, we \_\_\_\_\_ (take) shelter.
- Before the hurricane, they \_\_\_\_\_ (buy) supplies.
- The rain \_\_\_\_\_ (cause) flooding.
- Before the blizzard, he \_\_\_\_\_ (watch) the news.

## 4. Complete the conversations with *yes / no* questions and short answers in the simple past tense.


- A: Did your teacher talk \_\_\_\_\_ (your teacher / talk) about the drought?  
B: Yes, he did \_\_\_\_\_.
- A: \_\_\_\_\_ (they / evacuate) the city before the mudslide?  
B: Yes, they \_\_\_\_\_.
- A: \_\_\_\_\_ (the lightning / hit) any trees last night?  
B: No, it \_\_\_\_\_.
- A: \_\_\_\_\_ (your class / learn) about tornadoes last year?  
B: Yes, we \_\_\_\_\_.
- A: \_\_\_\_\_ (she / go) outside during the blizzard?  
B: No, she \_\_\_\_\_.

5. Look at the pictures. Complete each question with the correct verbs below and write short answers in the simple past tense.


buy do evacuate see take watch



1. A: Did your parents  
see the mudslide?  
B: No, they didn't.




2. A: \_\_\_\_\_ she \_\_\_\_\_ shelter  
during the thunderstorm?  
B: \_\_\_\_\_.



3. A: \_\_\_\_\_ he \_\_\_\_\_ supplies  
before the hurricane hit?  
B: \_\_\_\_\_.



4. A: \_\_\_\_\_ they \_\_\_\_\_  
the neighborhood before  
the hurricane?  
B: \_\_\_\_\_.



5. A: \_\_\_\_\_ the tornado \_\_\_\_\_  
much damage?  
B: \_\_\_\_\_.



6. A: \_\_\_\_\_ your grandparents  
\_\_\_\_\_ the weater report  
before the storm?  
B: \_\_\_\_\_.

6. Complete the conversations with information questions in the simple past tense.

- A: What did your cousin do before the flood? (what / do)  
B: Well, they evacuated her neighborhood, so she came to our house.
- A: \_\_\_\_\_ you \_\_\_\_\_ after the mudslide? (where / stay)  
B: We stayed with my grandparents. Their house was fine.
- A: \_\_\_\_\_ people \_\_\_\_\_ shelter at your school during the hurricane? (how many / take)  
B: About 30 families stayed in the school gym that night.
- A: \_\_\_\_\_ the tornado \_\_\_\_\_ the city of Joplin? (when / hit)  
B: It was in May 2011.
- A: \_\_\_\_\_ supplies for your family before the hurricane? (who / buy)  
B: My father did.
- A: \_\_\_\_\_ they \_\_\_\_\_ the TV news all day? (why / watch)  
B: Because there was a big hurricane.

### 7. Read the conversation. Then choose the correct answers.

- A** Hello?
- B** Hi, Scott. This is Kyle. Hey, you won't believe what happened here last week.
- A** What happened?
- B** We had a huge thunderstorm! There was a ton of thunder, lightning, and hail.
- A** Really? Did it do any damage to your house or car?
- B** Nothing serious, but it was really scary.

- Was there a storm yesterday?
  - Yes, there was.
  - No, there wasn't.
  - Kyle didn't say.
- Was there a lot of hail during the storm?
  - Yes, there was.
  - No, there wasn't.
  - Kyle didn't say.
- Did Kyle think the storm was scary?
  - Yes, he did.
  - No, he didn't.
  - Kyle didn't say.
- Was there a lot of flooding?
  - Yes, there was.
  - No, there wasn't.
  - Kyle didn't say.
- Did the storm do a lot of damage to Kyle's house?
  - Yes, it did.
  - No, it didn't.
  - Kyle didn't say.
- Did Scott know about the storm before the phone call?
  - Yes, he did.
  - No, he didn't.
  - We don't know.

### 8. Put the conversation in order. Write the numbers.

- \_\_\_ Nothing serious.
- \_\_\_ Really? A blizzard?
- 1 You won't believe what happened in New York last weekend.
- \_\_\_ What?
- \_\_\_ Wow! Did it do any damage?
- \_\_\_ There was a huge blizzard!
- \_\_\_ Yeah. There was severe wind and a ton of snow.

### 9. Choose the appropriate response. Write a check mark.

- You won't believe what happened here yesterday!
  - What happened?
  - Yeah. What happened?
- Did the hail last week do any damage?
  - Yes. It did a lot.
  - There was a ton of hail.
- Wow! There was a big storm last night!
  - Yeah. It was terrible!
  - No. There wasn't.
- There was a lot of thunder this morning!
  - Really? Was there any thunder?
  - Really? Wow!
- I heard about the flood yesterday. Are you and your family OK?
  - Thank you!
  - We're fine. Thanks!
- Luckily, there was no damage to our car.
  - Oh, that's good.
  - Oh, too bad.



# Were you wearing your seat belt?

## 1. Review the Vocabulary. Write your own study notes (or translation) for each word or phrase.

Vocabulary	My study notes	Vocabulary	My study notes
wear a seat belt	_____	look both ways	_____
wear a helmet	_____	follow the rules	_____
wear a life vest	_____		

## 2. Complete each conversation with a word from the Vocabulary.

1. Dad: Happy birthday, Sophia! Come see your new bike!

Sophia: Wow, Dad. Thanks! It's awesome. Let's go riding, OK?

Dad: OK. But don't forget to wear your helmet!

2. Emilie: Oh, Mom. This plane is huge. Where are our seats?

Mom: Right here. Let's sit down.

Emilie: OK. Should I use this \_\_\_\_\_?

Mom: Definitely! We should wear them when we're in our seats.

3. Sean: Mom and Dad are going kayaking. Let's go too!

Lynne: OK! Can you get the equipment?

Sean: Lynne, here's my \_\_\_\_\_, but where's yours?

Lynne: Uh-oh! Maybe Mom took mine by mistake.

4. Mason: Hey, Andy, turn off your phone. You can't use your phone in the movies. Look at the sign.

Andy: That's ridiculous.

Mason: Maybe. But we should \_\_\_\_\_ the rules.

## 3. Look at the pictures. What's wrong? Write negative statements, using a phrase from the Vocabulary and the present continuous.




1. They're not wearing life vests.



2. \_\_\_\_\_



3. \_\_\_\_\_



4. \_\_\_\_\_




5. \_\_\_\_\_

## 4. Choose the correct verb phrase.

- Dana ... a song when her sister called.  
a. downloading    **b. was downloading**
- The driver ... when he had the accident.  
a. is texting    b. was texting
- At 5:00 yesterday afternoon, the volleyball team ... the first game.  
a. was playing    b. playing
- Was Jenny ... home from school yesterday when you saw her?  
a. walked    b. walking
- Were you mountain ... when the rain started?  
a. biking    b. bike
- They ... paying attention to the teacher, so they didn't know when the project was due.  
a. didn't    b. weren't

## 5. Complete the conversations with the past continuous.



Jake: Was your mom  
(your mom / talk) on phone when she had the accident?

Michael: Are you kidding?  
My mom's a safe driver.

She was paying  
(she / pay) attention.  
The accident wasn't her fault!



Allison: \_\_\_\_\_  
(your parents / drive) home from the movies at about 10:00 last night?

Jessica: No. They got home at about 9:30. At 10:00, \_\_\_\_\_  
(we / eat) dinner. Why?

Allison: Because my parents said there was a ton of traffic. Luckily, \_\_\_\_\_  
(they / walk).



Shep: Hey, Mom. When did you get home?

Mom: Just a few minutes ago.

Shep: I was \_\_\_\_\_  
(I / make) dinner as a surprise.

Mom: That's really nice, Shep. But what a mess!

Shep: I know, Mom. But \_\_\_\_\_  
(I / clean up)

## 6. Complete each statement or question with the past continuous or the simple past tense.

- We kayaked / were kayaking with our friends when a huge shark was swimming / swam near our kayak.
- Was your little brother riding / Did your little brother ride his bike in the park this morning at about 10:00?  
I think I saw / was seeing him there.
- Luckily, my mom wore / was wearing a helmet while she rode / was riding her horse, because the horse was falling / fell and hurt its leg.
- Jen was taking / took a shower when her sister was getting / got home from school.

## 7. Read the conversation. Then circle T (true), F (false), or NI (no information).

**A** You're not going to believe this. Marcela was in an accident.

**B** Oh, no! What happened?

**A** Well, her cousin Joe was driving her to the game when a bike hit their car. The bike rider was texting!

**B** Oh, no! Is the bike rider OK?

**A** Yes, he is. Luckily, nothing bad happened to him.

**B** And what about Marcela and Joe?

**A** They're fine, thank goodness.



- |                                                                                     |                                                        |
|-------------------------------------------------------------------------------------|--------------------------------------------------------|
| 1. Marcela and Joe were in an accident. <input checked="" type="radio"/> T / F / NI | 5. Marcela was texting before the accident. T / F / NI |
| 2. Marcela was driving the car. T / F / NI                                          | 6. The bike rider was texting. T / F / NI              |
| 3. They were going to the mall. T / F / NI                                          | 7. The bike rider didn't have bad injuries. T / F / NI |
| 4. Their car hit a bike. T / F / NI                                                 | 8. Marcela and Joe are OK. T / F / NI                  |

## 8. Correct the false statements from Exercise 7.

a. 2. Joe was driving the car.

b. \_\_\_\_\_

c. \_\_\_\_\_

## 9. Choose an answer to each question, according to the conversation in Exercise 7.

- Who or what was in an accident?
  - Marcela's team.
  - Marcela and her cousin.
  - Marcela's bike.
- Is the bike rider OK?
  - No.
  - Yes, he's fine.
  - The car hit his bike.
- Were Marcela and Joe wearing their seat belts?
  - No.
  - Yes.
  - We don't know.
- Was the bike rider paying attention?
  - No.
  - Yes. He was texting.
  - No. He was talking on his phone.
- Was Marcela driving?
  - No. Joe was driving.
  - Yes, she was.
  - Yes. Joe was driving.

## 10. Choose an appropriate response. Write a check mark.

- |                                                                                                                                            |                                                                                                                                                                         |                                                                                                                                                   |
|--------------------------------------------------------------------------------------------------------------------------------------------|-------------------------------------------------------------------------------------------------------------------------------------------------------------------------|---------------------------------------------------------------------------------------------------------------------------------------------------|
| 1.  You're not going to believe this.<br>a. <input checked="" type="checkbox"/> What?<br>b. <input type="checkbox"/> Yes!                  | 3.  We were in an accident.<br>a. <input type="checkbox"/> Oh, no. Are you OK?<br>b. <input type="checkbox"/> Luckily, I was wearing my seat belt.                      | 5.  What did the other driver do after the accident?<br>a. <input type="checkbox"/> He apologized.<br>b. <input type="checkbox"/> He was texting. |
| 2.  Nothing bad happened to them or the car.<br>a. <input type="checkbox"/> Thank goodness.<br>b. <input type="checkbox"/> That's too bad. | 4.  What happened?<br>a. <input type="checkbox"/> Luckily, another car hit the back of their car.<br>b. <input type="checkbox"/> Another car hit the back of their car. | 6.  Was there a lot of damage?<br>a. <input type="checkbox"/> No, there wasn't.<br>b. <input type="checkbox"/> Yes, there was just a small dent.  |

# Where were you going yesterday?


1. Review the Vocabulary. Write your own study notes (or translation) for each word or phrase.

Vocabulary	My study notes	Vocabulary	My study notes
rock music	_____	I'm really into hip-hop music.	_____
hip-hop music	_____	I'm not into rock music.	_____
Latin music	_____	I'm a real jazz fan.	_____
classical music	_____	I'm not a real classical music fan.	_____
traditional music	_____	I'm crazy about Latin music.	_____
jazz	_____	I can't stand jazz.	_____

2. Look at the pictures. Complete the statements with the Vocabulary.



1. My classmate Shirley is really into hip-hop music. She's pretty cool!



2. My brother Paul is crazy about \_\_\_\_\_. This is his band.



3. My sister Kate is in a \_\_\_\_\_ band. They're awesome!



4. My friend Mike is in a \_\_\_\_\_ music group. They play old Chinese songs.



5. I'm not really into \_\_\_\_\_ music, but there's an epic group at my school!



6. I can't stand \_\_\_\_\_ music. It's a little loud for me.

3. Write ☺ next to each positive statement. Write ☹ next to each negative statement.

- |                                              |                                                       |
|----------------------------------------------|-------------------------------------------------------|
| 1. She's really into classical music. ☺      | 4. She's not a real Latin music fan. _____            |
| 2. He's not really into hip-hop music. _____ | 5. He's crazy about traditional Japanese music. _____ |
| 3. They're real jazz fans. _____             | 6. They can't stand pop music! _____                  |



#### 4. Complete the information questions in the past continuous.

- A: Hey, I saw you at the park yesterday! What were you doing (what / you / do) there?  
B: I was meeting some friends.
- A: Wow! This kitchen is really messy! \_\_\_\_\_ (who / cook) in here?  
B: I was. I was making Mom breakfast for her birthday!
- A: \_\_\_\_\_ (why / you / upload) all those family photos to your tablet last night?  
B: Because we're going to talk about our families today in English class.
- A: \_\_\_\_\_ (where / Carla / go) on her bike yesterday? She was riding so fast!  
B: Carla? Oh, she was late for the soccer team meeting.
- A: \_\_\_\_\_ (why / Jake / call) all his teammates this afternoon?  
B: Because the new team uniforms came today.
- A: \_\_\_\_\_ (what / you / do) in the computer lab yesterday?  
B: I was doing my math homework.

#### 5. Complete the conversations with negative questions.

- A: Aren't your friends really into Flora Matos's style of hip-hop music?  
B: Yes. We're all huge fans.
- A: \_\_\_\_\_ Adele win a music award last night?  
B: Yes, she did. She won for best female singer.
- A: \_\_\_\_\_ the Brazilian pop singer Luan Santana from Rio?  
B: No, he isn't. He's from Campo Grande in the west.
- A: \_\_\_\_\_ they playing a Shakira song a few minutes ago?  
B: I think you're right. This mall has the best music!
- A: \_\_\_\_\_ One Direction perform all over the world?  
B: Of course they do! They're so famous!
- A: \_\_\_\_\_ Bae Suzy recording some new songs last month?  
B: The Korean pop singer? I hope so. She's awesome!

#### 6. Answer each negative question with an affirmative or negative short answer.

- A: Isn't PSY actually a nickname for the *Gangnam Style* singer and dancer?  
B: Yes, it is. His real name is Park Jae Sang.
- A: Aren't Jesse and Joy, from the Mexican pop-rock group Jesse & Joy, actually brother and sister?  
B: \_\_\_\_\_. Jesse is Joy's older brother.
- A: Isn't Bruno Mars from Canada?  
B: \_\_\_\_\_. He's from the United States.
- A: Doesn't your dad like rock music?  
B: \_\_\_\_\_. He can't stand it.
- A: Doesn't the Australian pop singer Ry Cuming write all his own songs?  
B: \_\_\_\_\_. He's a good songwriter.
- A: Weren't you listening to an Enrique Iglesias song this morning?  
B: \_\_\_\_\_. I can't stand his music!

7. Read the conversation. Then complete the statements. Write *Nina* or *Jean*.

- A Hey, Jean.
- B Hi, Nina. Did you see the PSY concert on TV last night?
- A No. I was watching a basketball game. How was it?
- B Awesome! I'm crazy about his music. You too?
- A Actually, I'm more into Luan Santana.
- B Don't you like PSY?
- A He's OK. But Luan Santana is more my style.

1. Nina was watching a game on TV.
2. \_\_\_\_\_ was watching a concert on TV.
3. \_\_\_\_\_ is more into Luan Santana.
4. \_\_\_\_\_ is a real PSY fan.
5. \_\_\_\_\_ doesn't hate PSY's music, but she's not a fan.



8. Choose an appropriate response. Write a check mark.

1.  Did you see the game on TV last night?
  - a.  Yes. How was it?
  - b.  No. How was it?
2.  I'm crazy about Mumford & Sons. You too?
  - a.  Yeah. I can't stand them.
  - b.  Actually, I'm more into The Black Keys.
3.  Don't you like Kimbra?
  - a.  She's OK. But Kimbra is more my style.
  - b.  She's OK. But Frank Ocean is more my style.
4.  I'm crazy about the group FUN.
  - a.  Really? I'm more into Frank Ocean.
  - b.  Don't you like FUN?

9. Complete the conversation.

- A: Did you see \_\_\_\_\_ the song competition last night?
- B: No, I didn't. How \_\_\_\_\_?
- A: Awesome! \_\_\_\_\_ really exciting. There were two finalists.
- B: Cool! Who \_\_\_\_\_ they?
- A: Ana Martin, from Ecuador. And Jason Shard, from Canada.
- B: So, \_\_\_\_\_ won?
- A: Ana Martin took first place.
- B: Oh.
- A: What's wrong? Don't \_\_\_\_\_ Ana Martin?
- B: She's OK. But Jason Shard is more \_\_\_\_\_.
- A: Really? I'm crazy \_\_\_\_\_ Ana Martin. I think she's great.






# Whose drawing is this?

1. Review the Vocabulary. Write your own study notes (or translation) for each word or phrase.

Vocabulary	My study notes	Vocabulary	My study notes
a painting	_____	mine	_____
a drawing	_____	yours	_____
a sculpture	_____	his	_____
a photograph	_____	hers	_____
a collage	_____	ours	_____
a digital image	_____	theirs	_____

2. Match each picture with the Vocabulary.

**a drawing**




a collage

a photograph

a digital image


a painting

**a sculpture**

3. Complete each statement with a possessive pronoun.

1. Which sandwich is hers ?




2. These drawings are \_\_\_\_\_.



3. This painting is \_\_\_\_\_.



4. Those photographs are \_\_\_\_\_.



5. Which shoes are \_\_\_\_\_ ?



6. Are these color pencils \_\_\_\_\_ ?



#### 4. Choose a possessive pronoun or a possessive adjective.

- A: Are those Mom and Dad's jackets on the bed?  
 B: No, they aren't. **Their** / **Theirs** / **Ours** are on the sofa in the living room.
- A: Where should we practice tomorrow – at Karen's school gym or **hers** / **our** / **ours**?  
 B: Let's practice at **our** / **her** / **hers**. OK?
- A: Whose phone is this? Is it your dad's?  
 B: My dad's? Are you kidding? **Hers** / **His** / **Its** doesn't have a photo of Taylor Lautner on the case. Look!  
 A: Oops.
- A: Whose tablet is this – **my** / **our** / **mine** or **its** / **your** / **yours**?  
 B: It's **your** / **yours** / **my**. **Yours** / **My** / **Mine** tablet has a case.
- A: I saw some great drawings in the school art show today. Are they all your classmates'?  
 B: Not all of them. **Its** / **Their** / **Theirs** drawings are on the left side of the room.  
 A: OK. Then they were definitely **its** / **their** / **theirs**.
- A: Whose chargers are these? Are they **our** / **your** / **yours**?  
 B: Yeah, they're **ours** / **your** / **yours**.

#### 5. Write questions with *Whose* and *this, that, these, or those*. Use the prompts.



1. Whose salad is that?



2. \_\_\_\_\_



3. \_\_\_\_\_



4. \_\_\_\_\_



5. \_\_\_\_\_



6. \_\_\_\_\_

#### 6. Complete each conversation with *Whose* or *Who's* and possessive pronouns.

- A: These digital images are nice. Whose are they?  
 B: Probably the artist Paul Rottman. The images look like his.
- A: What an awesome painting! \_\_\_\_\_ the artist?  
 B: Bella Janek. She is great. The painting is definitely \_\_\_\_\_.
- A: \_\_\_\_\_ sitting here?  
 B: I'm not sure. Maybe Marcy and Peter are. Those laptops are \_\_\_\_\_.
- A: \_\_\_\_\_ sculpture is this? It's really beautiful.  
 B: Actually, it's \_\_\_\_\_. I made it last week.
- A: \_\_\_\_\_ the best artist in your class?  
 B: The best artist? Hey, we're all pretty good. Look. Those paintings are \_\_\_\_\_.

7. Read the conversation. Then circle true (T), false (F), or no information (NI).

- A Rita, can I ask you a question?  
 B Sure, Max.  
 A What do you think of this painting?  
 B I think it's really nice. Is it yours?  
 A Yes, it is.  
 B Wow! You're pretty amazing!  
 A Do you mean that?  
 B Of course!



1. Rita sometimes paints pictures. T / F / **(NI)**  
 2. Max wants Rita's opinion. T / F / NI  
 3. Rita is crazy about Max's painting. T / F / NI  
 4. Max sometimes draws pictures. T / F / NI  
 5. The painting is hers. T / F / NI

8. Choose an appropriate response. Write a check mark.

1. Can I ask you a question?  
 a.  Of course.  
 b.  Awesome!  
 c.  Wow!
2. What do you think of this?  
 a.  Do you really mean that?  
 b.  It's pretty good. Is it yours?  
 c.  Thanks!
3. This is fantastic!  
 a.  Of course!  
 b.  Wow! You're amazing.  
 c.  Do you mean that?
4. Do you mean that?  
 a.  Yes, I do.  
 b.  No way.  
 c.  Yes. Thanks!

9. Put the conversation in order. Write the numbers.

- \_\_\_ Of course!  
 \_\_\_ It's my brother Rick's.  
 \_\_\_ Cool! I'll tell him.  
 \_\_\_ I think it's pretty good actually. Is it yours?  
1 Hey, Tom. Can I ask you a question?  
 \_\_\_ Sure. What's up?  
 \_\_\_ Wow! He's awesome!  
 \_\_\_ What do you think of this drawing?  
 \_\_\_ Do you mean that?  
 \_\_\_ Whose is it?  
 \_\_\_ No, it isn't.

**OXFORD**  
UNIVERSITY PRESS

Great Clarendon Street, Oxford, OX2 6DP, United Kingdom

Oxford University Press is a department of the University of Oxford. It furthers the University's objective of excellence in research, scholarship, and education by publishing worldwide. Oxford is a registered trade mark of Oxford University Press in the UK and in certain other countries

© Oxford University Press 2015

The moral rights of the author have been asserted

First published in 2015

2019 2018 2017 2016 2015

10 9 8 7 6 5 4 3 2 1

### No unauthorized photocopying

All rights reserved. No part of this publication may be reproduced, stored in a retrieval system, or transmitted, in any form or by any means, without the prior permission in writing of Oxford University Press, or as expressly permitted by law, by licence or under terms agreed with the appropriate reprographics rights organization. Enquiries concerning reproduction outside the scope of the above should be sent to the ELT Rights Department, Oxford University Press, at the address above

You must not circulate this work in any other form and you must impose this same condition on any acquirer

Links to third party websites are provided by Oxford in good faith and for information only. Oxford disclaims any responsibility for the materials contained in any third party website referenced in this work

ISBN: 978 0 19 403466 1 Student Book & Workbook

ISBN: 978 0 19 403434 0 Extra Practice CD-ROM

ISBN: 978 0 19 403468 5 Pack

Printed in China

This book is printed on paper from certified and well-managed sources

### ACKNOWLEDGEMENTS

*Cover artwork by:* Tom Redfern/Meiklejohn Illustration; Alamy Images (Empty carnival street in Rio de Janeiro/Balthasar Thomass); Shutterstock (Skateboarding/Rick Becker-Leckrone).

*Commissioned photography by:* Mark Bassett pp.21 (two boys talking), 26, 27, 33, 35, 41, 61, 75, 80, 85, 87.

*Illustrations by:* Nila Aye/New Division pp.6, 11, 27, 39, 56 (ex.3), 71 (ex.3), W2, W14, W18, W29, W36; Tim Bradford/Illustration Ltd pp.7, 38 (ex.3), 43 (ex.1), 45 (ex.6), 53, 77 (ex.3), W10 (ex.7), W12, W17, W23, W27; Tom Croft pp.10, 13, 17, 19, 30, 34 (exoframe), 36, 50, 57, 70, 76; Nicolas Hitori De/Sylvie Poggio Artists Agency pp.4, 37, 38 (ex.1), 45 (ex.5), 56 (ex.1), 72, 77 (ex.1), 83 (ex.3), W4 (ex.7), W7, W10 (ex.8), W13, W16, W19, W22, W25, W28, W31, W34 (ex.7), W37; Pablo Moreno Calles/Lemonade Illustration Agency pp.8, 23, 26, 32 (ex.1), 64, 74, 88, 99 (cat), W8, W15 (ex.4), W30, W37 (ex.9); Andy Parker pp.15, 20, 28, 43 (ex.4), 47, 48, 63, 66 (Bhola typhoon), 67, 71 (ex.1), 83 (ex.1), 87, 98 (fractures), 100, W6, W35 (ex.2); Mark Ruffle p.9; Ben Scruton/New Division p.24, 32 (ex.3), 35, 59, 89, W4 (ex.6), W15 (ex.5), W24, W35 (ex.3); Tony Trimmer pp.41, 73, W3, W11, W20, W32.

*The publisher would like to thank the following for permission to reproduce photographs:* Alamy Images pp.16 (school reception/Peter D Noyce), 16 (school cafeteria/Marjorie Kamys Cotera/Bob Daemmrch Photography), 16 (school hall/IDREAMSTOCK), 16 (school lockers/Randy Duchaine), 18 (studying/Image Source), 20 (Endike Primary School, Hull/Simon Turner), 26 (peanut butter/Tony Cordoza), 40 (the Q drum/AlamyCelebrity), 54 (film/CVI Textures), 60 (human & gorilla legs/Universal Images Group Limited), 60 (Men's 200m T44 final/epa european pressphoto agency b.v.), 97 (South Pole/RIA Novosti); Allen Ascher p.86 (Elizabeth Cui); Bridgeman Art Library Ltd pp.103 (Rock painting of bison, c.17000 BC (cave painting), Prehistoric/Caves of Lascaux, Dordogne, France), 103 (Argentina, Patagonia, Cueva de las Manos, ('Cave of Hands'), cave paintings/De Agostini Picture Library); Corbis pp.9 (smiling teen girl/Radius Images), 9 (boy with glasses/Ocean), 9 (reading/Denise Crew/Blend Images), 9 (girl with veg/Daniel Grill/Tetra Images), 9 (boy with surfboard/Hybrid Images/cultura), 14 (baby's 1st birthday/Jodi Cobb/National Geographic Society), 15 (teen couple/Juice Images), 21 (cafeteria/Will & Deni McIntyre/Spaces Images), 22 (woman with drink/Denise Crew/Blend Images), 22 (Ceviche with Corn and Sliced Yams/the food passionates), 22 (Sliced Potatoes with Sauce, Peru/the food passionates), 25 (boy with sandwich/Radius Images), 26 (teenage girl/Radius Images), 29 (student/Lars Topelmann), 29 (girl in cafe/Robert Niedring/Westend61), 42 (male surfer/Hybrid Images/cultura), 42 (surfer/Sean Davey/Aurora Open), 44 (Asian student/Syuji Nishida/amanaimages), 46 (girl with freckles/Radius Images), 46 (grizzly bear/DLILLC), 46 (brown bear/Werner Nagel/dpa), 46 (moose/Ocean), 46 (sled dog race/Cary Anderson/Aurora Photos), 46 (snowmobile/Ben Blankenburg), 46 (Peter Lougheed Provincial Park/James Hager/Robert Harding World Imagery),

47 (boys/Nino), 49 (boy with fishing rod/Mike Watson/moodboard), 49 (girl with notepad/JGI/Jamie Grill/Blend Images), 60 (Jessica Long/Bob Daemmrch/Bob Daemmrch Photography, Inc.), 60 (track/Ted Levine), 60 (The Aquatics Centre,London/Hufton + Crow/View), 62 (smiling teen/Daniel Grill/Tetra Images), 62 (boy with scarf/Ocean), 62 (typhoon Jelawat/NASA), 62 (flood/Dun Yu/epa), 62 (Hurricane Sandy aftermath/Roberto Guzman/Xinhua Press), 66 (girl with sign/Daniel Grill/Tetra Images), 66 (mudslide/Agencia Estado/Xinhua Press), 66 (tornado aftermath/Larry W Smith/epa), 66 (supercell/Mike Holligshead), 69 (sad girl/KidStock/Blend Images), 69 (excited boy/Peige Gahan), 78 (teens with scooter/Corbis), 81 (girl & boy/Plush Studios/Bill Reitzel/Blend Images), 82 (teenage girl/Radius Images), 82 (painter/Hill Street Studios/Blend Images), 82 (teen boy/Ocean), 84 (art students/Mika), 89 (girl on mobile/Oliver Rossi), 89 (girl with board/Westend61), 95 (Esperanza Spalding/Frank Trapper), 96 (Amber Fort, Jaipur, India/Keith Levit/Design Pics), 96 (Top Floor of La Pedrera/Atlantide Phototravel), 96 (National Museum, Brazil/Keren Su), 98 (broken arm/Corbis), 99 (Psy/Stephane Cardinale/People Avenue), 100 (smiling girl/Daniel Grill/Tetra Images), 101 (girl with hat/Kevin Dodge/Blend Images), 101 (teenage girl/Image Source), 101 (forest floor/Christian Ziegler/Minden Pictures), 102 (teen with flower/Denise Crew/Blend Images), 102 (Captain America 2 filming/snitcherdesk.com/Splash News), 103 (surfing/Hybrid Images/cultura); Getty Images pp.14 (wedding reception/Image Source), 26 (sandwich/Burwell and Burwell Photography), 29 (listening to music/Bruce Laurance/Stockbyte), 31 (teen friends/West Coast Surfer), 34 (girl with books/Juanmonino), 34 (Robot Combat League/Nicole Wilder/Syfy/NBCU Photo Bank), 40 (refugees/Hannah McNeish/AFP), 42 (Uluru/Michael Dunning), 42 (kangaroo/Andrew Watson), 51 (splat/Frederic Tousche), 55 (girls/Blend Images/Moxie Productions), 93 (teen girl/Karina Mansfield/Flickr), 97 (Sleeping Beauty glacier/Lucas Oleniuk/Toronto Star), 101 (teenage boy/Derek Latta), 101 (boy with phone/Mark Bowden), 103 (Wookey Hole caves/Tony Howell); iStockphoto pp.54 (movie icons/MrPlumo), 58 (TV anchorwoman/101cats); Kobal Collection pp.51 (*Mission: Impossible – Ghost Protocol* 2011/Paramount Pictures), 51 (*Close Encounters of the Third Kind* 1977/Columbia), 51 (*Shrek 2* 2004/Dreamworks), 51 (*Van Helsing* 2004/Universal), 51 (*High School Musical 2* 2007/The Disney Channel/Adam Larkey), 54 (*Titanic* 1997/20th Century Fox/Paramount/Digital Domain), 54 (*Inception* 2010/Warner Bros), 54 (*Rio* 2011/Twentieth Century Fox), 93 (*Avatar* 2009/Twentieth Century-Fox Film Corporation), 102 (*Fast & Furious 6* 2013/Etalon Film), 102 (*The Avengers* 2012/Marvel Enterprises); Morena Escado p.22 (rocoto peppers); NASA/courtesy of nasaimages.org p.97; Oxford University Press pp.16 (Chemistry class/Moodboard), 49 (washing dishes/Brand X Pictures), 67 (boy on mobile/Image Source), 68 (storm/Stockbyte), 68 (snowstorm/Ellen McKnight), 69 (teen boy/Yellow Dog Productions), 96 (Parthenon/Photodisc), 96 (igloo/Michel Ceconi), 96 (Colosseum/PerseoMedusa); Rex Features p.34 (Felix Baumgartner/Red Bull Content Pool); Shutterstock pp.9 (young teen/Felix Mizioznikov), 14 (presents/infografick), 16 (volleyball/justasc), 16 (classroom/Picsfive), 16 (library/newphotoservice), 21 (school library/qushe), 21 (computer classroom/dotshock), 21 (auditorium/Jesse Kunerth), 22 (smiling boy/Felix Mizioznikov), 22 (duck with rice/Christian Vincés), 22 (Peruvian causa rellena/Christian Vincés), 40 (rainbow/Anna Omelchenko), 42 (reef shark/JonMilnes), 46 (grey wolf/Holly Kuchera), 51 (couple at sunset/Miramiska), 52 (calendar/vinz89), 60 (disability sports/The\_Little\_Prince), 67 (girl on mobile/forestpath), 68 (lightning/Mau Horng), 68 (drought/sima - Zoran Simin), 74 (child seat/mathom), 74 (woman with bike/Maridav), 74 (mechanic/Monkey Business Images), 79 (student/Edyta Pawlowska), 82 (happy teen/Felix Mizioznikov), 82 (cityscape/Mike Demidov), 86 (hispanic teen/Felix Mizioznikov), 86 (watercolours/KsushaArt), 89 (student boy/Dragon Images), 89 (lily/Inga Dudkina), 95 (Eiffel Tower/Tupungato), 95 (Great Wall of China/Hung Chung Chih), 96 (columns/Hein Nouwens), 96 (arches/kornilov007), 96 (Observatory of Strasbourg/Hein Nouwens), 96 (St. Basil Cathedral/Marcos81), 96 (car park/stoyanvassev), 97 (Death Valley/tobkatrina), 97 (solar system/Aaron Rutten), 98 (skeleton/Hein Nouwens), 98 (bone structure/Yoko Design), 99 (baby with headphones/Vitalinka), 101 (teen squatting/Felix Mizioznikov), 101 (smiling emoticon/Yayayoyo), 101 (panic emoticon/Yayayoyo), 101 (red milk snake/Matt Jeppson), 101 (orange-knee tarantula/Ivan Kuzmin), 101 (black scorpion/Kuznetsov Alexey), 101 (baby alligator/Manoj Valappil).

The authors and publishers would like to thank all the teachers and schools whose feedback, comments, and suggestions have contributed to the development of *Teen2Teen*.

# Teen2Teen

For your reality

**Teen2Teen makes learning English irresistible:**

- Natural social language reflects the social nature of teens
- A social networking context makes English come alive
- Grammar in context gives meaning to language
- Clearly-presented vocabulary ensures understanding




Student Book & Workbook with Extra Practice CD-ROM

**Teen2Teen makes teaching English effortless:**

- Transparent methodology fits every teaching style
- A carefully-paced syllabus promotes student confidence
- Presentation tools reduce planning time
- A bank of worksheets and tests provide extra support for students for successful teaching



Teacher's Edition with Teacher's Resource CD-ROM



DVD



Class Audio CDs

OXFORD UNIVERSITY PRESS

www.oup.com/elt

SHAPING learning TOGETHER

CEFR  
B2  
B1  
A2

ISBN 978-0-19-403468-5

9 780194 034685