

# Teen & Teen

One

Workbook 1

1. Review the Vocabulary. Write your own study notes (or translation) for each word.

Vocabulary	My study notes	Vocabulary	My study notes	Vocabulary	My study notes
listen	_____	zero	_____	eighteen	_____
look	_____	one	_____	nineteen	_____
read	_____	two	_____	twenty	_____
repeat	_____	three	_____	twenty-one	_____
write	_____	four	_____	twenty-two	_____
a board	_____	five	_____	twenty-three	_____
a book	_____	six	_____	twenty-four	_____
a chair	_____	seven	_____	twenty-five	_____
a desk	_____	eight	_____	thirty	_____
an eraser	_____	nine	_____	forty	_____
a marker	_____	ten	_____	fifty	_____
a notebook	_____	eleven	_____	sixty	_____
a pen	_____	twelve	_____	seventy	_____
a pencil	_____	thirteen	_____	eighty	_____
a picture	_____	fourteen	_____	ninety	_____
a student	_____	fifteen	_____	one hundred	_____
a table	_____	sixteen	_____		
a teacher	_____	seventeen	_____		

2. Look at the pictures. Write the words.



1. a teacher



2. \_\_\_\_\_



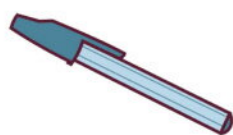
3. \_\_\_\_\_



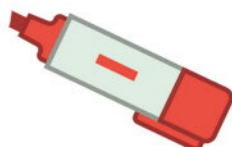
4. \_\_\_\_\_




5. \_\_\_\_\_



6. \_\_\_\_\_




7. \_\_\_\_\_



8. \_\_\_\_\_



9. \_\_\_\_\_



10. \_\_\_\_\_

# 1 Welcome to English class.

1. Review the Vocabulary. Write your own study notes (or translation) for each word or phrase.

Vocabulary	My study notes	Vocabulary	My study notes
Hi!	_____	Goodbye.	_____
Hello!	_____	Good night.	_____
Good morning.	_____	Nice to meet you.	_____
Good afternoon.	_____	Nice to meet you, too.	_____
Good evening.	_____	Welcome to English class.	_____

2. Unscramble the greetings, hellos, and goodbyes.

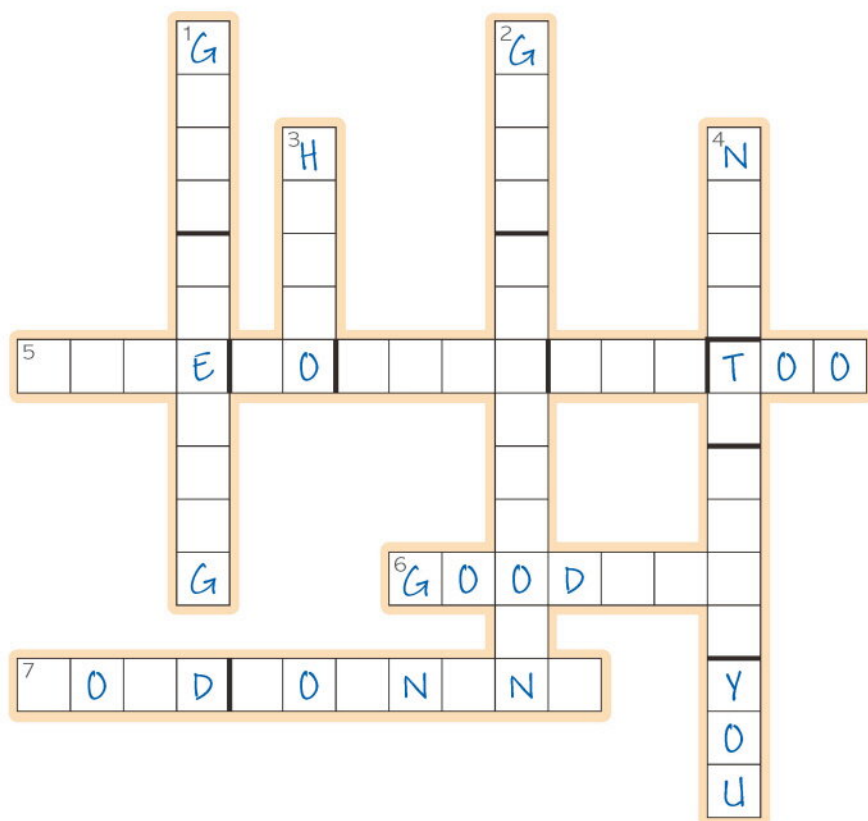
- oGod ningrom Good morning
- doGo thing \_\_\_\_\_
- Goyedob \_\_\_\_\_
- Gdoo footarnen \_\_\_\_\_
- leHlo \_\_\_\_\_
- dooG gnineve \_\_\_\_\_

3. Look at the time. Write the correct greeting.



- Good night
- \_\_\_\_\_
- \_\_\_\_\_
- \_\_\_\_\_

4. Complete the crossword with the Vocabulary.



5. Write the correct subject pronoun.



- they
- \_\_\_\_\_



- \_\_\_\_\_
- \_\_\_\_\_



- \_\_\_\_\_
- \_\_\_\_\_

## 6. Rewrite each sentence. Change the contractions to full forms.

1. We aren't students. We are not students
2. I'm Celina. \_\_\_\_\_
3. It's a notebook. \_\_\_\_\_
4. She's not Clara. \_\_\_\_\_
5. We're partners. \_\_\_\_\_
6. You're not a student. \_\_\_\_\_
7. He isn't Silvio. \_\_\_\_\_

## 7. Complete each affirmative statement with *am*, *is*, or *are*. Write the full form.

1. They are Barbara and Isabela.
2. We \_\_\_\_\_ students.
3. I \_\_\_\_\_ Mauro.
4. Ms. Marks \_\_\_\_\_ a teacher.
5. You \_\_\_\_\_ partners.
6. Ana and I \_\_\_\_\_ students.


## 8. Complete each statement with a negative form of *am*, *is*, or *are*. Write the full form.

1. We are not classmates.
2. Phil and I \_\_\_\_\_ classmates.
3. I \_\_\_\_\_ a student.
4. You and I \_\_\_\_\_ teachers.
5. Mr. Smith \_\_\_\_\_ a teacher.
6. Laura and Selma \_\_\_\_\_ students.
7. We \_\_\_\_\_ teachers.

## 9. Read the conversation. Then complete each statement.

- A** Hi, Jack. I'm Karen. Nice to meet you.
- B** Hi, Karen. Nice to meet you, too. But I'm not Jack. I'm Jeremy.
- A** Oh, I'm sorry!
- B** That's OK. He's Jack.
- A** Thanks.
- B** You're welcome.

1. A and B are / aren't Karen and Jeremy.
2. A is / isn't Jack.
3. B is / isn't Jack.
4. B is / isn't Jeremy.
5. A and B are / aren't Jeremy and Jack.



## 10. Choose the appropriate response. Write a check mark.

1. Thanks.  
 a. I'm sorry!  
 b. You're welcome.
2. Hi, Anne.  
 a. Hi.  
 b. I'm Tom.
3. I'm sorry!  
 a. Nice to meet you, too.  
 b. That's OK.
4. I'm not Mary. I'm Madeleine.  
 a. Oh, I'm sorry!  
 b. That's OK.
5. Nice to meet you.  
 a. You're welcome.  
 b. Nice to meet you, too.

# Is she your mom?

1. Review the Vocabulary. Write your own study notes (or translation) for each word or phrase.

Vocabulary	My study notes	Vocabulary	My study notes
grandmother	_____	sister	_____
grandma	_____	brother	_____
grandfather	_____	parents	_____
grandpa	_____	grandparents	_____
mother	_____	family name	_____
mom	_____	nickname	_____
father	_____	phone number	_____
dad	_____	e-mail address	_____


2. Complete the crossword with the Vocabulary.

Across ►


- My grandfather is my father's ... .
- My mother and my father are my ... .
- A: Is this your pen? B: Yes, it's ... pen.
- What's your ... address?
- My grandma is my mom's ... .
- He's my father's father. He's my ... .

Down ▼

- She's my father's mother. She's my ... .
- Her mother is my mother. She's my ... .
- What's her ... name?
- What's their phone ... ?



3. Match the subject pronouns with the possessive adjectives.



4. Complete each statement with a possessive adjective.

- You're my teacher. I'm your student.
- She's his classmate. He's \_\_\_\_\_ classmate.
- We're your friends. You're \_\_\_\_\_ friends.
- He's her brother. She's \_\_\_\_\_ sister.

### 5. Complete each statement with possessive 's or s'.

- Gary is (Paul) Paul's brother.
- Sheila is (Pat and Ben) \_\_\_\_\_ sister.
- They're (my grandparents) \_\_\_\_\_ friends.
- She's (Ms. Kaye) \_\_\_\_\_ student.
- It's (my classmate) \_\_\_\_\_ notebook.


### 6. Change each statement to a yes / no question.

- You are Mark's classmate. Are you Mark's classmate ?
- She is Nelson's mother. \_\_\_\_\_ ?
- It is Jamie's pencil. \_\_\_\_\_ ?
- They are Ms. Fry's students. \_\_\_\_\_ ?
- We're your classmates. \_\_\_\_\_ ?
- I am your teacher. \_\_\_\_\_ ?

### 7. Complete each short answer with an affirmative or negative form of *am*, *is*, or *are*.



1. A: Are you my teacher?  
B: Yes, I am .



2. A: Is she your sister?  
B: No, she \_\_\_\_\_ .



3. A: Are they her parents?  
B: Yes, they \_\_\_\_\_ .



4. A: Am I your classmate?  
B: No, you \_\_\_\_\_ .



5. A: Are we your students?  
B: Yes, you \_\_\_\_\_ .



6. A: Is it Paulo's pen?  
B: Yes, it \_\_\_\_\_ .

### 8. Complete each question with *Who* or *What*.

- Who \_\_\_\_\_'s your teacher?
- \_\_\_\_\_ 's her e-mail address?
- \_\_\_\_\_ 's her sister?
- \_\_\_\_\_ 's his nickname?
- \_\_\_\_\_ are your classmates?
- \_\_\_\_\_ are your family names?

9. Read the conversation about Tom's family. Then complete the statements.



- A Look. Here's a photo of my family.  
 B Cool! Who's he?  
 A Oh, he's my brother.  
 B What's his name?  
 A David. But his nickname is Davey.  
 B And who are they? Are they your parents?  
 A Yes, they are.

1. It's a photo of Tom's family .
2. \_\_\_\_\_ is Tom's brother.
3. David's \_\_\_\_\_ is Davey.
4. Tom's \_\_\_\_\_ are in the photo, too.

10. Put the conversation in order. Write the numbers.

- \_\_\_ What are their names?  
 \_\_\_ Oh, who are they?  
 \_\_\_ No, he isn't. He's my grandfather!  
 \_\_\_ My brother's name is Josh. And my sisters' names are Lili and Rena.  
1 Here's a photo of my family.  
 \_\_\_ And who's he? Is he your father?  
 \_\_\_ He's my brother. And they're my sisters.

11. Choose the appropriate response. Write a check mark.

1. Here's a photo of my grandmother.
  - a. Cool! Who's she?
  - b. Cool! What's her name?
2. Who is she?
  - a. Oh, she's my mother.
  - b. No, she isn't my mother.
3. Here's a photo of my brothers, Matt and Connor.
  - a. Oh, what are their names?
  - b. Cool!
4. Is Pat your mom's nickname?
  - a. Yes, it is. Her name is Patricia.
  - b. No, it isn't. My name is Patricia.
5. What are their names?
  - a. His name is Gary.
  - b. His name is Gary, and her name is Sue.
6. Who are they?
  - a. Oh, she's my grandmother.
  - b. Oh, they're my grandparents.

# 3 Where are you from?

## 1. Review the Vocabulary. Write your own study notes (or translation) for each word.

Vocabulary	My study notes	Vocabulary	My study notes	Vocabulary	My study notes
country	_____	South Korea	_____	Turkey	_____
nationality	_____	Korean	_____	Turkish	_____
hometown	_____	Colombia	_____	Canada	_____
Brazil	_____	Colombian	_____	Canadian	_____
Brazilian	_____	Mexico	_____	China	_____
the United States	_____	Mexican	_____	Chinese	_____
American	_____	Germany	_____		
		German	_____		

## 2. Complete each statement with *country*, *nationality*, or *hometown*.

- Cristina is from Fortaleza, Brazil. Her nationality \_\_\_\_\_ is Brazilian. Her \_\_\_\_\_ is Fortaleza.
- Felipe is Colombian. He's from Cali. His \_\_\_\_\_ is Colombia. His \_\_\_\_\_ is Cali.
- Cecilia is from Mexico City. Her \_\_\_\_\_ is Mexico City, and her \_\_\_\_\_ is Mexican.
- Brianna is from the city of San Francisco, in the United States. Her \_\_\_\_\_ is the United States. Her \_\_\_\_\_ is San Francisco.

## 3. Find and circle six more *Teen2Teen Friends'* names and their hometowns.

BRASILIA COOL AWESOME TEEN TOW WHAT IS DANIEL LISTEN AGAIN  
 GERMANY BEIJING THE UNITED STATES REPEAT LOS ANGELES MEXICO  
 FROM A D A M A R E S A N D R A H E Y O U S H E B R U N O M U N I C H P A R E N T S  
 C A N A D A T H E Y G A N M O N T R E A L F R I E N D S J U L I E  
 N A T I O N A L I T Y C A L I C O U N T R I E S M E X I C O C I T Y I T A N A

### Bonus questions

- Write the names of four countries from the puzzle.
  - Germany \_\_\_\_\_
  - \_\_\_\_\_
  - \_\_\_\_\_
  - \_\_\_\_\_
- Write five subject pronouns from the puzzle.
  - he \_\_\_\_\_
  - \_\_\_\_\_
  - \_\_\_\_\_
  - \_\_\_\_\_
  - \_\_\_\_\_
- Write fifteen other words from the puzzle.
  - cool \_\_\_\_\_
  - \_\_\_\_\_
  - \_\_\_\_\_
  - \_\_\_\_\_
  - \_\_\_\_\_
  - \_\_\_\_\_
  - \_\_\_\_\_
  - \_\_\_\_\_
  - \_\_\_\_\_
  - \_\_\_\_\_
  - \_\_\_\_\_
  - \_\_\_\_\_
  - \_\_\_\_\_
  - \_\_\_\_\_
  - \_\_\_\_\_



4. Read the information. Complete the statements with *in* or *from*, according to the information.




Name: Lucinda Bates  
Hometown: Sydney, Australia  
Current location:  
Guadalajara, Mexico

1. Lucinda Bates is in Guadalajara.  
She's from Sydney.




Name: Carlos Lopes  
Hometown: Belo Horizonte, Brazil  
Current location:  
Rio de Janeiro, Brazil

2. Carlos is \_\_\_\_\_ Rio de Janeiro,  
but he's \_\_\_\_\_ Belo Horizonte



Name: Mr. and Mrs. Rivera  
Hometown: Cuzco, Peru  
Current location:  
Cuzco, Peru

3. Mr. and Mrs. Rivera are \_\_\_\_\_ Cuzco,  
and they're \_\_\_\_\_ Cuzco, too.



Name: Sofia Meyer  
Hometown: Chapeco, Brazil  
Current location:  
Vitoria, Brazil

4. Sofia is \_\_\_\_\_ Chapeco, but now  
she's \_\_\_\_\_ Vitoria.

5. Answer the questions with an affirmative or a negative statement. Write full statements, not short answers, and use subjects pronouns. Use a period after each statement.

- Is our teacher from Chicago? (No) No, she is not from Chicago.
- Are your friends in the United States? (Yes) \_\_\_\_\_
- Is your favorite book from Japan? (No) \_\_\_\_\_
- Are her grandparents in Italy? (No) \_\_\_\_\_
- Is Mr. Lim from South Korea? (Yes) \_\_\_\_\_
- Am I in Miami? (No) \_\_\_\_\_

6. Write questions and answers from the words. Use question marks and periods correctly.

- Where / Daniela / from (Paraguay)  
Q: Where's Daniela from? A: She's from Paraguay.
- Where / your grandparents / from (Portugal)  
Q: \_\_\_\_\_ A: \_\_\_\_\_
- Where / your sister (Mexico City)  
Q: \_\_\_\_\_ A: \_\_\_\_\_
- Where / his mom (Curitiba)  
Q: \_\_\_\_\_ A: \_\_\_\_\_
- Where / Jorge's mom / from (Manaus)  
Q: \_\_\_\_\_ A: \_\_\_\_\_
- Where / your grandfather (London)  
Q: \_\_\_\_\_ A: \_\_\_\_\_

## 7. Read the conversation. Then answer the questions.

- A** Who are they?  
**B** They're Luz and Georgia.  
**A** What's Luz's nationality?  
**B** She's Colombian.  
**A** And what about Georgia?  
**B** She's from the U.S.  
**A** Oh. She's American?  
**B** Yes, that's right.



- What's Luz's nationality? **a.** She's Colombian. **b.** She's American.
- Who is from Colombia? **a.** Luz. **b.** Georgia.
- Is Georgia Colombian? **a.** Yes, she is. **b.** No, she isn't.
- Where is Georgia from? **a.** She's from Colombia. **b.** She's from the U.S.

## 8. Unscramble the statements and questions.

- is / she? / Who Who is she?
- Nick? / about / What \_\_\_\_\_
- right. / that's / Yes, \_\_\_\_\_
- from / China. / She's \_\_\_\_\_
- his / What's / nationality? \_\_\_\_\_

## 9. Choose an appropriate response. Write a check mark.

- A** What's your nationality?

**a.**  I'm Turkish.

**b.**  He's American.
- A** What about Leon?

**a.**  Leon? He's from Mexico.

**b.**  Yes, that's right.
- A** They're from South Korea.

**a.**  Oh, they're Korean.

**b.**  She's Hana.
- A** Who are you?

**a.**  We're Elena and Juan.

**b.**  They're Elena and Juan.
- A** It's from China.

**a.**  What's its nationality?

**b.**  Oh, it's Chinese!

## 10. Complete the conversations about nationalities.

- A** Nancy, Where are you from \_\_\_\_\_ ?

**B** Me? I'm from Australia. What \_\_\_\_\_ you, Carmen?

**A** I'm from Italy.
- A** Is your grandma from Madrid?

**B** No, \_\_\_\_\_. She's from Lisbon.

**A** Oh, she's Portuguese.

**B** \_\_\_\_\_ right.

# 4 Are we late?

1. Review the Vocabulary. Write your own study notes (or translation) for each word or phrase.

Vocabulary	My study notes	Vocabulary	My study notes	Vocabulary	My study notes
It's twelve o'clock.	_____	Monday	_____	art	_____
It's one thirty.	_____	Tuesday	_____	English	_____
It's four forty-seven.	_____	Wednesday	_____	geography	_____
early	_____	Thursday	_____	gym	_____
on time	_____	Friday	_____	math	_____
late	_____	Saturday	_____	science	_____
		Sunday	_____		

2. Look at this week's class schedule. Today is Monday. Complete Diana and Sophie's conversation about the schedule.

This week's class schedule: Class 6B					
	Monday	Tuesday	Wednesday	Thursday	Friday
7:45	gym	science	science	science	gym
8:50	math	math	math	English	math
9:55	English	geography	geography	geography	math
11:00	Spanish	art	Spanish	art	science

### Reminder

Use the preposition **on** for days. Use the preposition **at** for times.

Diana: Sophie, what time is English class today?

Sophie: Today? English is (1) at 9:55.

Diana: Are you sure?

Sophie: Today is (2) \_\_\_\_\_, right?

Diana: Yes. But English is at 8:50.

Sophie: No, it's not. English is at 8:50 (3) \_\_\_\_\_ Thursday.

Diana: And what day is science class this week?

Sophie: Science is on (4) \_\_\_\_\_, (5) \_\_\_\_\_, (6) \_\_\_\_\_, and (7) \_\_\_\_\_.

Diana: Really? (8) \_\_\_\_\_ is science on Tuesday?

Sophie: On Tuesday, science is (9) \_\_\_\_\_.

Diana: And is it at 7:45 on Wednesday and Thursday too?


Sophie: Let me check ... Yes, it is. But on Friday, science class is (10) \_\_\_\_\_.

Diana: One more question. (11) \_\_\_\_\_ is art class?

Sophie: Art class is (12) \_\_\_\_\_ Tuesday and (13) \_\_\_\_\_.

Diana: Really? What time?

Sophie: (14) \_\_\_\_\_ 11:00.



3. What time is it? Write the time on the digital clocks.



1. It's four thirty-three.



2. It's nine oh seven.



3. It's ten fifty-two.



4. It's five thirty.



5. It's one ten.



6. It's eleven twelve.

4. What time is it? Write the time in words. Use a period.



1. It's two thirty.



2. \_\_\_\_\_



3. \_\_\_\_\_



4. \_\_\_\_\_



5. \_\_\_\_\_



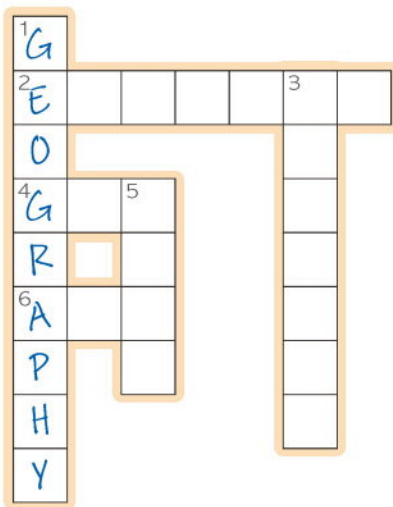
6. \_\_\_\_\_

5. Unscramble the school subjects. Complete the crossword.

Down ▼

Across ►

- 1. phaggeory
- 2. nishleg
- 3. siceen
- 4. mgy
- 5. hamt
- 6. rat




6. Look at the pictures. Are the students early, on time, or late? Complete each statement with a school subject and an expression of punctuality.



1. English class is at 8:00. John is late.



2. \_\_\_\_\_ class is at 11:00. Laura and Linda are \_\_\_\_\_.



3. \_\_\_\_\_ class is at 9:00. Peter and Paul are \_\_\_\_\_.

### 7. Read the conversation. Then answer the questions.

- A** Hey, Matthew.
- B** Hey, Carol. What time is it?
- A** It's 10:30.
- B** 10:30? What time's English class?
- A** It's at 10:45.
- B** Are you sure?
- A** Yes, I am. It's OK. You're early.
- B** That's great!



- Who's the boy?
  - Carol.
  - Matthew.
- What time is it?
  - It's 10:30.
  - It's 10:45.
- What time is English class?
  - At 10:30.
  - At 10:45.
- Is Matthew late?
  - No, he's on time.
  - No, he's early.

### 8. Put the conversation in order. Write the numbers.

- \_\_\_ It's 3:40.
- \_\_\_ It's at 3:30.
- 1 Hey, Greg.
- \_\_\_ Oh, no! We're late.
- \_\_\_ Hey, Amanda. What time is it?
- \_\_\_ 3:40? What time is art class?

### 9. Choose an appropriate response. Write a check mark.

- What time's art class?

  - It's 2:25.
  - It's at 2:25.
- What time is it now?

  - 10:30.
  - At 10:30.
- Are we on time?

  - No, we're late.
  - Yes, we're late.
- She's late again.

  - That's great!
  - Oh, no!
- Oh, no! It's 4:00!

  - What time is it?
  - It's OK. Class is at 4:15 today.
- It's 1:00.

  - Are we on time for math?
  - Hey, Millie.

### 10. Unscramble the statements and questions.

- 2:20. / at / It's It's at 2:20.
- math / time's / What / class? \_\_\_\_\_
- you / sure? / Are \_\_\_\_\_
- on / Are / time? / we \_\_\_\_\_
- OK. / It's \_\_\_\_\_
- early. / You're \_\_\_\_\_
- it? / is / time / What \_\_\_\_\_

# 5 The new girl is very cute!

1. Review the Vocabulary. Write your own study notes (or translation) for each word or phrase.

Vocabulary	My study notes	Vocabulary	My study notes	Vocabulary	My study notes
cute	_____	black hair	_____	man	_____
handsome	_____	blond hair	_____	men	_____
old	_____	brown hair	_____	woman	_____
pretty	_____	gray hair	_____	women	_____
tall	_____	red hair	_____	boy	_____
short	_____	curly hair	_____	girl	_____
young	_____	straight hair	_____	boyfriend	_____
blue eyes	_____	wavy hair	_____	girlfriend	_____
brown eyes	_____	long hair	_____	very	_____
green eyes	_____	short hair	_____	or	_____

2. Look at the pictures. Write check marks in the chart.

							
	Leona	Peter	Nancy	Marina	Liliana	Pedro	Sergio
long hair	✓						
short hair							
curly hair							
straight hair							
wavy hair	✓						

3. Use the chart in Exercise 2 to write sentences about the people.

- Leona's hair is long and wavy \_\_\_\_\_.
- Peter's hair \_\_\_\_\_.
- Nancy's hair \_\_\_\_\_.
- Marina's hair \_\_\_\_\_.
- Liliana and Pedro's hair \_\_\_\_\_.
- Sergio's hair \_\_\_\_\_.

#### 4. Look at the photos of the people in Exercise 2. Write the names of the people.

- Who are the women? Leona, \_\_\_\_\_, \_\_\_\_\_, and \_\_\_\_\_.
- Who are the men? \_\_\_\_\_, and \_\_\_\_\_.
- Who is a little boy? \_\_\_\_\_.
- Who is really young? \_\_\_\_\_.
- Who is old? \_\_\_\_\_, \_\_\_\_\_, and \_\_\_\_\_.

#### 5. Rewrite each statement with the noun.

- He's old. (man) He's an old man.
- She's short. (woman) \_\_\_\_\_
- She's cute. (girl) \_\_\_\_\_
- We're new. (students) \_\_\_\_\_
- They're tall. (boys) \_\_\_\_\_

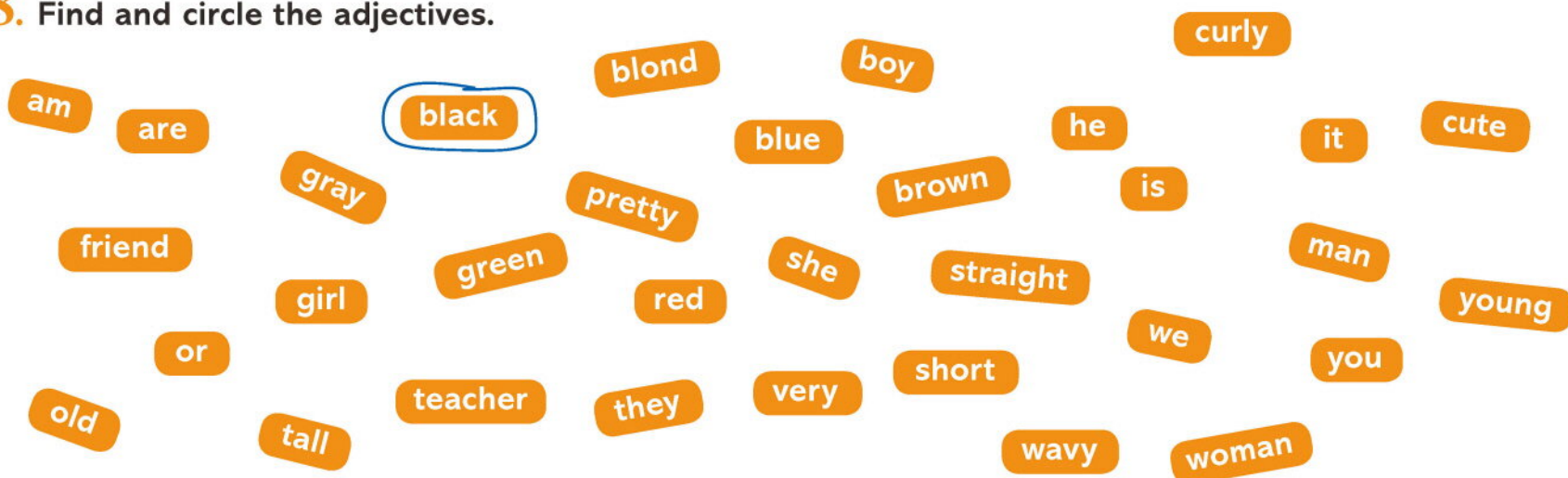
#### 6. Rewrite the statements and questions. Use the intensifier *very*.

- Ms. Power is old. Ms. Power is very old.
- Mayra's sisters are short. \_\_\_\_\_
- Is your father tall? \_\_\_\_\_
- Paul's girlfriend is cute. \_\_\_\_\_
- They aren't young. \_\_\_\_\_
- His hair isn't curly or long. \_\_\_\_\_
- They're late. \_\_\_\_\_
- Are we early? \_\_\_\_\_

#### 7. Unscramble the questions. Use the words in (parentheses) to write answers.

- her / What / are / color / eyes?  
Q: What color are her eyes?  
A: They're blue. (blue)
- short? / long / hair / dad's / Is / your / or  
Q: \_\_\_\_\_  
A: \_\_\_\_\_ (short)
- very / grandparents / your / Are / old?  
Q: \_\_\_\_\_  
A: \_\_\_\_\_ (no / young)
- curly? / brother's / Is / your / hair  
Q: \_\_\_\_\_  
A: \_\_\_\_\_ (no / straight)
- mom's / color / What / are / eyes? / your  
Q: \_\_\_\_\_  
A: \_\_\_\_\_ (green)
- long? / hair / your / Is / girlfriend's  
Q: \_\_\_\_\_  
A: \_\_\_\_\_ (no / short)

#### 8. Find and circle the adjectives.



How many adjectives? \_\_\_\_\_

9. Read the conversation. Then answer the questions with short answers.

- A Guess who! He's very cute!  
 B OK! What color are his eyes?  
 A His eyes? They're brown.  
 B And what about his hair? Is it brown or blond?  
 A It's brown. Who is it?  
 B Is it Victor?  
 A No, it isn't. You're wrong!  
 B Well, is it Justin?  
 A Yes, it is. You're right!



- Are Victor's eyes brown? Yes, they are.
- Are Justin's eyes brown? \_\_\_\_\_
- Is Victor cute? \_\_\_\_\_
- Is Justin cute? \_\_\_\_\_
- Is Victor's hair blond? \_\_\_\_\_
- Is Justin's hair blond? \_\_\_\_\_
- Is it Victor? \_\_\_\_\_
- Is it Justin? \_\_\_\_\_

10. Put the conversations in order. Write the numbers.

- \_\_\_\_ No, it's short.  
 \_\_\_\_ Well, are her eyes green?  
 \_\_\_\_ No. You're wrong. Too bad!  
 \_\_\_\_ Yes, they are. Her eyes are very pretty.  
1 Hey, Brad. She's my new girlfriend. Guess who!  
 \_\_\_\_ Is her hair long?  
 \_\_\_\_ Is it Alison?
- \_\_\_\_ Is it Edward?  
 \_\_\_\_ His hair? It's straight and long. Who is it?  
 \_\_\_\_ Is he very tall?  
 \_\_\_\_ Yes, it is.  
 \_\_\_\_ No, he's not tall or short.  
 \_\_\_\_ Guess who! He's a new boy.  
 \_\_\_\_ OK. What about his hair? Is it curly or straight?

11. Choose the appropriate response. Write a check mark.

- Hey, Charlie. Guess who! He's from Taiwan.  
 a.  Is it Martin?  
 b.  No. You're wrong.
- What color is his hair?  
 a.  They're brown.  
 b.  It's red.
- What about his eyes?  
 a.  They're brown.  
 b.  You're wrong.
- Is it your mom?  
 a.  She's very tall.  
 b.  Yes, it is.
- Is he old or young?  
 a.  Are you sure?  
 b.  He's young.
- The new girl is cute.  
 a.  Oh yeah?  
 b.  Guess who!



# 6 Today's my birthday!

1. Review the Vocabulary. Write your own study notes (or translation) for each word or phrase.

Vocabulary	My study notes	Vocabulary	My study notes	Vocabulary	My study notes
a concert	_____	first	_____	nineteenth	_____
a game	_____	second	_____	twentieth	_____
a movie	_____	third	_____	twenty-first	_____
a party	_____	fourth	_____	twenty-second	_____
a birthday party	_____	fifth	_____	twenty-third	_____
January	_____	sixth	_____	twenty-fourth	_____
February	_____	seventh	_____	twenty-fifth	_____
March	_____	eighth	_____	twenty-sixth	_____
April	_____	ninth	_____	twenty-seventh	_____
May	_____	tenth	_____	twenty-eighth	_____
June	_____	eleventh	_____	twenty-ninth	_____
July	_____	twelfth	_____	thirtieth	_____
August	_____	thirteenth	_____	thirty-first	_____
September	_____	fourteenth	_____		
October	_____	fifteenth	_____		
November	_____	sixteenth	_____		
December	_____	seventeenth	_____		
		eighteenth	_____		

2. Look at the pictures. Complete the statements with entertainment events.



1. My brother's birthday party is on Saturday, June 5.



2. Lady Gaga's \_\_\_\_\_ is in March.



3. The Brazil-Canada \_\_\_\_\_ is on Sunday at 3:00.



4. The \_\_\_\_\_ *Titanic* is today at 1:00.

## 3. Circle the months of the year.

MARCH PARTY JUNE BIRTHDAY SEPTEMBER PEDK DECEMBER KE GAME FEBRUARY SHE SD MAYN  
 AUGUST PARTY P NOVEMBER DAY PA JANUARY PEDK APRIL HELLO JULY THE OCTOBER

## 4. Write the number and its ordinal number.

	Number	Ordinal
1.	<b>31</b>	<u>thirty-one</u>
2.	<b>23</b>	<u>thirty-first</u>
3.	<b>14</b>	<u>                    </u>
4.	<b>19</b>	<u>                    </u>
5.	<b>2</b>	<u>                    </u>

	Number	Ordinal
6.	<b>5</b>	<u>                    </u>
7.	<b>16</b>	<u>                    </u>
8.	<b>28</b>	<u>                    </u>
9.	<b>7</b>	<u>                    </u>
10.	<b>18</b>	<u>                    </u>

5. Complete the conversations. Write questions with *How old*.  
Write answers with contractions. Write the numbers in words.1. A: How old is her sister ? (her sister)B: She's sixteen years old (16).2. A:                                      ?  
(his brothers)B: Jake                                      (12) and  
Craig                                      (15).3. A:                                      ? (you)B: Me? I                                      (13).4. A:                                      ?

(Ms. Boyle's students)

B: They                                      (12).5. A:                                      ? (our grandparents)B: Grandpa                                      (53) and  
Grandma                                      (51).6. A:                                      ? (his mother)B: She                                      (36).6. Complete the sentences with *in*, *on*, or *at*.

- The class party is in May.
- My friend's birthday party is        Saturday        8:30.
- The game is        1:00 today.
- The *Harry Potter* movie is        Friday.
- The Beyoncé concert is        November 3rd.
- The Bruno Mars concert is        7:00        March 31st.

## Reminder

Use at for times.

### 7. Read the conversation. Then complete each statement.

- A** Hello?
- B** Hi, James. It's Nola. How are you?
- A** Great, thanks.
- B** Hey, James. When's the movie *Hugo*?
- A** *Hugo*? Just a minute. Let me check. ... It's on November 6th. At eight thirty.
- B** November 6th. That's Saturday, right?
- A** That's right.
- B** Great! See you on Saturday!



- |                     |                        |                        |                        |
|---------------------|------------------------|------------------------|------------------------|
| 1. The movie is ... | 2. The movie is on ... | 3. The movie is at ... | 4. The movie is on ... |
| a. November.        | a. November.           | a. November.           | a. November 6th.       |
| <b>b. Hugo.</b>     | b. 8:30.               | b. 8:30.               | b. November.           |
| c. great.           | c. Saturday.           | c. Saturday.           | c. <i>Hugo</i> .       |

### 8. Choose the appropriate response. Write a check mark.

- |  |  |
|--|--|
| 1. Hello?  | 4. On July 15th?   |
| a. <input checked="" type="checkbox"/> Hi. It's Marty.   | a. <input type="checkbox"/> See you on July 15th!        |
| b. <input type="checkbox"/> That's right.                | b. <input type="checkbox"/> Yes. That's right.           |
| 2. How are you?  | 5. The game is on Sunday at 2:00.                        |
| a. <input type="checkbox"/> Great, thanks.               | a. <input type="checkbox"/> On Sunday at 2:00?           |
| b. <input type="checkbox"/> Hi. It's Vicky.              | b. <input type="checkbox"/> Just a minute. Let me check. |
| 3. When's the Shakira concert?                           | 6. The party is on Friday at 9:00.                       |
| a. <input type="checkbox"/> Great, thanks.               | a. <input type="checkbox"/> Thanks. See you on Friday!   |
| b. <input type="checkbox"/> Just a minute. Let me check. | b. <input type="checkbox"/> When's the party?            |

### 9. Put the conversation in order. Write the numbers.

- \_\_\_ Thanks, Shane! See you at 3:00!
- \_\_\_ Just a minute. Let me check. ... It's today at 3:00.
- 1** Hello?
- \_\_\_ I'm great, thanks.
- \_\_\_ Shane, when's the movie *Madagascar*?
- \_\_\_ Hello, Shane. It's Ali. How are you?
- \_\_\_ Today?
- \_\_\_ That's right.

### 10. Complete the conversation.

- A: (1) Hello \_\_\_\_\_ ?
- B: Hi, Ivan. (2) \_\_\_\_\_ Lance. How are you?
- A: (3) \_\_\_\_\_, thanks.
- B: Hey, Ivan. (4) \_\_\_\_\_ the Bruno Mars concert?
- A: (5) \_\_\_\_\_ a minute. Let me (6) \_\_\_\_\_ . ... It's (7) \_\_\_\_\_ Saturday (8) \_\_\_\_\_ 3:00.
- B: (9) \_\_\_\_\_ 3:00?
- A: That's (10) \_\_\_\_\_ .
- B: Thanks! (11) \_\_\_\_\_ on Saturday!

# Here. Use my phone.

1. Review the Vocabulary. Write your own study notes (or translation) for each word or phrase.

Vocabulary	My study notes	Vocabulary	My study notes	Vocabulary	My study notes
a living room	_____	a bathroom	_____	be	_____
a sofa	_____	a shower	_____	call	_____
a chair	_____	a bathtub	_____	do	_____
a kitchen	_____	a toilet	_____	listen	_____
a fridge / a refrigerator	_____	a backpack	_____	look	_____
a sink	_____	a phone	_____	read	_____
a bedroom	_____	a pencil case	_____	speak	_____
a bed	_____	an MP3 player	_____	use	_____
a desk	_____	homework	_____	write	_____

2. Look at the picture below. Label the rooms and the furniture.

- a. bedroom                      1. a bed                      4. \_\_\_\_\_                      7. \_\_\_\_\_  
 b. \_\_\_\_\_                      2. \_\_\_\_\_                      5. \_\_\_\_\_                      8. \_\_\_\_\_  
 c. \_\_\_\_\_                      3. \_\_\_\_\_                      6. \_\_\_\_\_                      9. \_\_\_\_\_  
 d. \_\_\_\_\_

3. Write sentences about the things, people, and places in the picture in Exercise 2. Use the correct prepositions *in*, *on*, or *under*.

1. The man is in the bathtub. \_\_\_\_\_  
 (man / bathtub)  
 2. \_\_\_\_\_  
 (backpack / desk)  
 3. \_\_\_\_\_  
 (shower / bathroom)  
 4. \_\_\_\_\_  
 (book / desk)  
 5. \_\_\_\_\_  
 (phone / bed)  
 6. \_\_\_\_\_  
 (notebook / fridge)  
 7. \_\_\_\_\_  
 (sofa / living room)  
 8. \_\_\_\_\_  
 (boy / kitchen)




4. Look at the picture. Complete each statement with the correct preposition.

1. Angela is on her bed in her room.
2. Her MP3 player is \_\_\_\_\_ the bed.
3. Her backpack is \_\_\_\_\_ the desk.
4. Her pencil case is \_\_\_\_\_ the desk, too.
5. The notebook is \_\_\_\_\_ her backpack.
6. The pens and pencils are \_\_\_\_\_ the table.




5. Where are the people? Write answers to each question. Use *at home*, *at school*, or *at work*.



1. Where is Tom's mom?

She's at work.



2. Where are they?



3. Where are they?

6. Look at the pictures. Write affirmative or negative commands. Use the verbs in the box.

do do listen read use use



1. Don't use your phone in class.



2. \_\_\_\_\_ your book now.



3. \_\_\_\_\_ your phone at home, not at school.



4. \_\_\_\_\_ your homework on your desk.



5. \_\_\_\_\_ to your MP3 player here.



6. \_\_\_\_\_ your homework on your bed.

7. Read the conversation. Then complete a new conversation, according to the pictures.

- A Oh, no!  
 B What's wrong?  
 A Where's my backpack?  
 B Maybe it's in the kitchen. Look there.  
 A Great idea. ... Here it is. Under the table.  
 B Oh, that's good.



A: Oh, no!

B: What's wrong?







A: Where's my (1)  phone \_\_\_\_\_ ?

B: Maybe it's in (2)  \_\_\_\_\_. Look there.

A: Great idea. ... Here it is! On (3)  \_\_\_\_\_.

B: That's good!

8. Choose the appropriate response. Write a check mark.

- |   |  |
|---|--|
| 1.  Where's your MP3 player?<br>a. <input checked="" type="checkbox"/> Under the bed.<br>b. <input type="checkbox"/> What's wrong? | 4.  Here they are!<br>a. <input type="checkbox"/> In your backpack.<br>b. <input type="checkbox"/> Oh, that's good.               |
| 2.  It's in your backpack.<br>a. <input type="checkbox"/> Good idea.<br>b. <input type="checkbox"/> That's great.                  | 5.  What's wrong?<br>a. <input type="checkbox"/> Where's my homework?<br>b. <input type="checkbox"/> It's in the kitchen.         |
| 3.  Look there.<br>a. <input type="checkbox"/> OK.<br>b. <input type="checkbox"/> It's under the bed.                              | 6.  Where's your sister's MP3 player?<br>a. <input type="checkbox"/> Maybe it's at school.<br>b. <input type="checkbox"/> Oh, no! |

9. Complete the statements and questions.

A Oh, n o!

B \_\_\_\_\_ ' \_\_\_\_\_ wrong?

A Where's \_\_\_\_\_ phone?

B Maybe \_\_\_\_\_ ' \_\_\_\_\_ in your \_\_\_\_\_ room. Look \_\_\_\_\_.

A \_\_\_\_\_ idea. Here it is. \_\_\_\_\_ the bed.

B Oh, that's \_\_\_\_\_.

# It's really sunny now!

1. Review the Vocabulary. Write your own study notes (or translation) for each word or phrase.

Vocabulary	My study notes	Vocabulary	My study notes
cloudy	_____	go to the beach	_____
cold	_____	go to the mall	_____
hot	_____	go to the park	_____
rainy	_____	play video games	_____
sunny	_____	stay home	_____
windy	_____	watch TV	_____

2. Unscramble the words.

- |                             |                |               |                 |
|-----------------------------|----------------|---------------|-----------------|
| 1. nsnyu <u>sunny</u> _____ | 4. tho _____   | 7. krpa _____ | 10. thwac _____ |
| 2. yrnia _____              | 5. dloc _____  | 8. lmla _____ | 11. ypal _____  |
| 3. iwyrn _____              | 6. cheba _____ | 9. ysta _____ | 12. moeh _____  |

3. Complete the statements about the pictures.





#### 4. Choose the correct phrase to complete each statement.

- Hey, let's ... today. It's so nice and sunny!
  - go to the mall
  - go to the beach
  - stay home
- Don't ... today. It's really cloudy and cold.
  - go to the park
  - stay at home
  - watch TV
- There's no class tomorrow. Let's ...
  - do our homework.
  - go to school.
  - go to the mall.
- The teacher is here. ...
  - Listen to your MP3 player.
  - Listen carefully.
  - Use your phone.

#### 5. Choose the correct suggestion with *Let's*.

- The weather is great today! Let's stay home / not stay home and watch TV.
- It's so cloudy and cold today. Let's go / not go to the beach.
- It's hot, but it's very rainy. Let's go / not go to the park.
- What a beautiful day! Let's go / not go to the beach.

#### 6. Complete the conversations with *Let's* or *Let's not*.





7. Read the conversation. Then put the following conversation in order. Write the numbers.

- A What's wrong?  
 B I'm bored.  
 A Me, too. Hey, let's go to the mall. OK?  
 B Let's not. It's really sunny outside!  
 A Well, then. Let's go to the park.  
 B That's a good idea!




- \_\_\_ Well, then. Let's go to the beach.  
 \_\_\_ Let's not. It's sunny and beautiful outside!  
 1 What's wrong?  
 \_\_\_ Great idea!  
 \_\_\_ Let's play video games. OK?  
 \_\_\_ I'm bored.

8. Choose the appropriate response. Write a check mark.

1. What's wrong?  
 a.  I'm bored.  
 b.  That's a good idea!
2. It's really windy outside.  
 a.  Let's not.  
 b.  Let's not go to the beach.
3. Hey, let's watch TV!  
 a.  Let's not.  
 b.  Me, too.
4. Hey, let's go to the beach.  
 a.  That's a good idea!  
 b.  Well, then. Let's stay home.

9. Complete the conversations, according to the pictures.



- Dan: What's wrong?  
 Jo: I'm bored.  
 Dan: Me, too. Hey, let's go to the mall today.  
 Jo: Let's not. It's \_\_\_\_\_ outside!  
 Dan: OK, then. Let's \_\_\_\_\_.  
 Jo: That's a good idea!



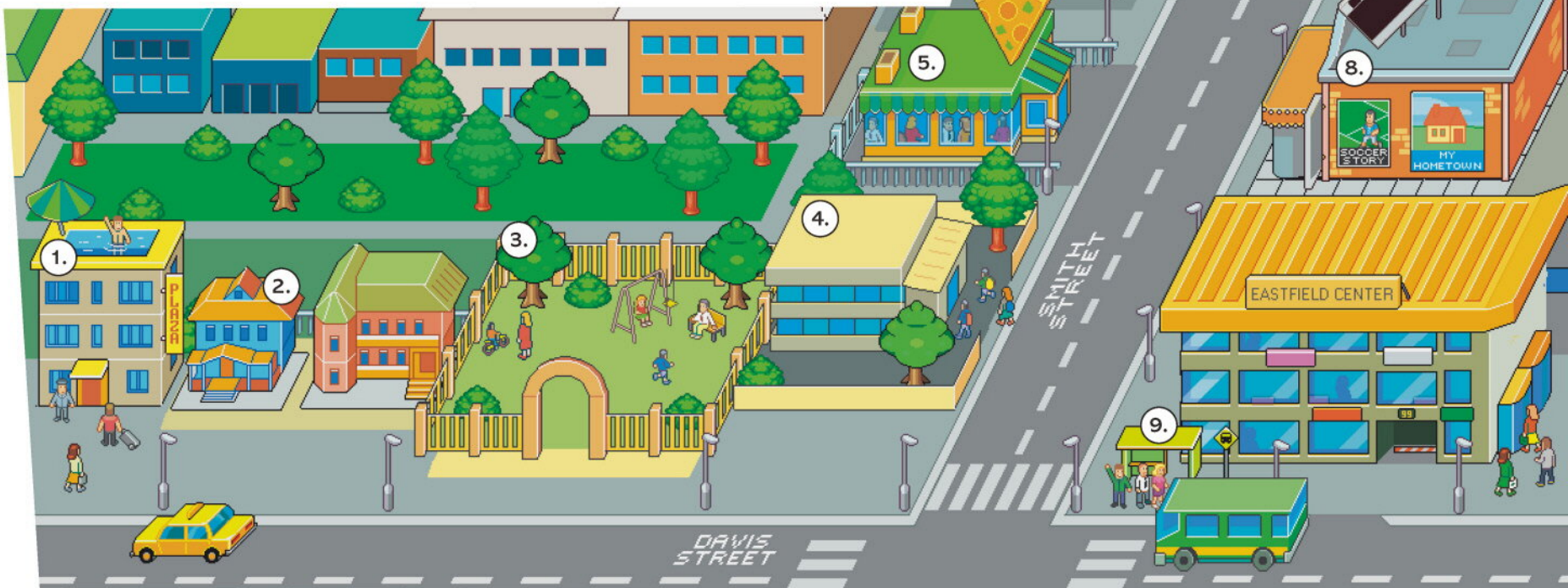
- Clare: Hey, \_\_\_\_\_ . OK?  
 Pete: Let's not. \_\_\_\_\_ outside!  
 Clare: OK, then. Let's go to the mall.  
 Pete: That's a good idea!

# 9 There's a school next door.

1. Review the Vocabulary. Write your own study notes (or translation) for each word or phrase.

Vocabulary	My study notes	Vocabulary	My study notes
on Main Street	_____	a bus stop	_____
in front of the school	_____	a hotel	_____
across the street	_____	a house	_____
across the street from the school	_____	a restaurant	_____
down the street	_____	a store	_____
down the street from the school	_____	a movie theater	_____
around the corner	_____	an apartment building	_____
around the corner from the school	_____		
next door	_____		
next to the school	_____		
between the tall building and the school	_____		

2. Look at the map. Write the names of the places on the lines.



1. hotel \_\_\_\_\_

2. \_\_\_\_\_

3. \_\_\_\_\_

4. \_\_\_\_\_

5. \_\_\_\_\_

6. \_\_\_\_\_

7. \_\_\_\_\_

8. \_\_\_\_\_

9. \_\_\_\_\_

**3. Complete each statement with the correct expression of location, according to the information in the map in Exercise 2.**

across the street from    across the street from    between    down the street from  
down the street from    in front of    ~~next to~~    next to    next to    next to

1. The restaurant is next to \_\_\_\_\_ the school.
2. The store is \_\_\_\_\_ the restaurant.
3. The restaurant is \_\_\_\_\_ the school and the store.
4. The movie theater is \_\_\_\_\_ the school and the restaurant.
5. The movie theater is \_\_\_\_\_ the apartment building.
6. The store is \_\_\_\_\_ the apartment building and the movie theater.
7. The school is \_\_\_\_\_ the store.
8. The bus stop is \_\_\_\_\_ the mall.
9. The park is \_\_\_\_\_ the red house.
10. The hotel is \_\_\_\_\_ the mall.

**4. Complete the paragraph about New City with *there is* and *there are*.**

(1) There are \_\_\_\_\_ two stores on Winston Street in New City. And (2) \_\_\_\_\_ a mall around the corner. Down the street from the mall, (3) \_\_\_\_\_ a bus stop. (4) \_\_\_\_\_ a small hotel on the street next door to our school. And (5) \_\_\_\_\_ a park across the street from the school. (6) \_\_\_\_\_ lots of tall buildings in New City.



**5. Write *yes / no* questions and short answers with *there is / there are*.**

1. on your street? / there / Is / an apartment building (No)

Is there an apartment building on your street? No, there isn't.

2. big hotels / there / in Mexico City? / Are (Yes)

\_\_\_\_\_

3. movie theaters / Are / there / in the neighborhood? (Yes)

\_\_\_\_\_

4. there / a bus stop / around the corner / Is / from your house? (Yes)

\_\_\_\_\_

5. good restaurants / there / Are / on your street? (No)

\_\_\_\_\_

6. to the mall? / a movie theater / there / next door / Is (No)

\_\_\_\_\_

**6. Complete each conversation with a question with *How many*.**

1. A: How many bus stops are there on Green Street?  
B: There are two bus stops on Green Street.
2. A: \_\_\_\_\_  
B: There's one store in the neighborhood.
3. A: \_\_\_\_\_  
B: There are three restaurants next door to the school.
4. A: \_\_\_\_\_  
B: There are ten movie theaters in the mall.
5. A: \_\_\_\_\_  
B: There are 35 students in my English class.
6. A: \_\_\_\_\_  
B: There are 31 days in March!

**7. Read the conversation. Then put the following conversation in order. Write the numbers.**

- A** Where are you?  
**B** Guess!  
**A** OK. Is there a hotel next door?  
**B** Yes, there is.  
**A** Is there a school across the street?  
**B** No, there isn't.  
**A** I know! You're at Mario's Pizzeria!  
**B** You're right!

- \_\_\_ I know! You're at the language school.  
 \_\_\_ Guess!  
 \_\_\_ You're right.  
 \_\_\_ Yes, there is.  
 \_\_\_ OK. Is there a restaurant down the street?  
1 Where are you?



**8. Choose an appropriate response. Write a check mark.**

1. What's your neighborhood like?  
 a.  It's very nice.  
 b.  Well, it's a big city.
2. Is there a park across the street from the school?  
 a.  The park is very big.  
 b.  No, it's down the street from the movie theater.
3. I know! You're at the park!  
 a.  That's right!  
 b.  Guess!
4. Where are you?  
 a.  In front of the apartment building.  
 b.  Guess who!

# Look at those black jeans!

1. Review the Vocabulary. Write your own study notes (or translation) for each word.

Vocabulary	My study notes	Vocabulary	My study notes
a blouse	_____	black	_____
a dress	_____	blue	_____
a jacket	_____	brown	_____
a shoe	_____	gray	_____
shoes	_____	green	_____
a shirt	_____	orange	_____
a skirt	_____	purple	_____
a sweater	_____	red	_____
a T-shirt	_____	white	_____
jeans	_____	yellow	_____
pants	_____		
shorts	_____		

2. Write the color.

- black + white = gray
- blue + \_\_\_\_\_ = purple
- yellow + blue = \_\_\_\_\_
- red + \_\_\_\_\_ = orange

3. Unscramble the names of the clothes. Write them on the lines.

- a hits      a s h i r t
- a kectaj      \_\_\_\_\_
- a srkit      \_\_\_\_\_
- a tewresa      \_\_\_\_\_
- a heso      \_\_\_\_\_
- hosse      \_\_\_\_\_
- a beulos      \_\_\_\_\_
- a sedrs      \_\_\_\_\_
- ntpas      \_\_\_\_\_
- janse      \_\_\_\_\_
- tssrho      \_\_\_\_\_



4. Complete each *which* question. Complete each answer with *one* or *ones*.

1. A: Which sweater is OK for this weather?  
B: The big red one.
2. A: \_\_\_\_\_ skirt \_\_\_\_\_ perfect for your mom?  
B: The blue and white \_\_\_\_\_.
3. A: \_\_\_\_\_ dress \_\_\_\_\_ your sister's dress?  
B: The old green \_\_\_\_\_.
4. A: \_\_\_\_\_ blouse \_\_\_\_\_ too expensive?  
B: The white \_\_\_\_\_ next to those jackets.
5. A: \_\_\_\_\_ pants \_\_\_\_\_ for the party?  
B: The gray \_\_\_\_\_.
6. A: \_\_\_\_\_ shoes \_\_\_\_\_ your favorite?  
B: The cute yellow \_\_\_\_\_.


5. Complete the statements and questions with *this*, *that*, *these*, or *those*.

**Reminder**

Use a capital letter for the first word of sentences.



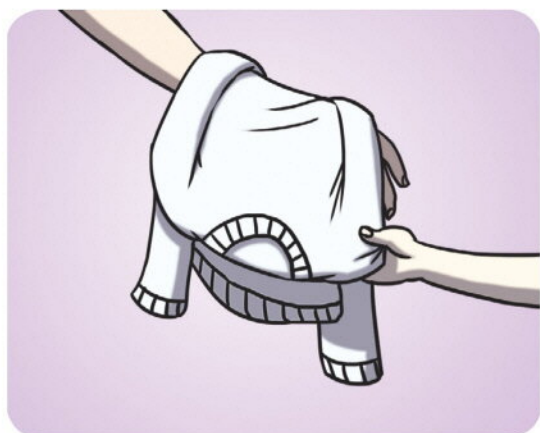
1. These shoes are really cute.



2. \_\_\_\_\_ shirt is great.



3. \_\_\_\_\_ sweaters are too expensive for school.



4. \_\_\_\_\_ white sweater is nice.



5. \_\_\_\_\_ pants are cool, but they're too old.



6. \_\_\_\_\_ new shirt is so cool.



7. \_\_\_\_\_ dress is my favorite.



8. Is \_\_\_\_\_ awesome jacket your school jacket?



9. Are \_\_\_\_\_ shoes your mom's shoes or your shoes?

6. Read the conversation. Then choose an appropriate response.  
Write a check mark.

A That jacket is so nice!

B This jacket?

A Yeah. It's great. And those green shoes are awesome!

B Thanks!

A You're welcome.



1. Thanks!

- a. Yeah. It's great.  
b.  You're welcome.

3. This jacket?

- a. Thanks!  
b. Yeah.

5. That blouse is awesome!

- a. This blouse?  
b. You're welcome.

2. Those green jeans are perfect.

- a. Thanks!  
b. You're welcome.

4. Those shoes are so cool!


- a. Thanks!  
b. You're welcome.

7. Complete the conversations. Change the clothes, according to the pictures.  
Choose a positive adjective.

awesome cool nice great

1. A: That skirt  is so great!

B: This \_\_\_\_\_?

A: Yeah. It's great. And those \_\_\_\_\_  are \_\_\_\_\_!

B: Thanks!

A: You're welcome.

2. A: Those red \_\_\_\_\_  are so \_\_\_\_\_!

B: These \_\_\_\_\_?

A: Yeah. They're great. And that \_\_\_\_\_  is \_\_\_\_\_!

B: Thanks!

A: You're welcome.

3. A: That \_\_\_\_\_  is so \_\_\_\_\_!

B: This \_\_\_\_\_?

A: Yeah. It's great. And that \_\_\_\_\_  is \_\_\_\_\_!

B: Thanks!

A: You're welcome.

## I can do that!

1. Review the Vocabulary. Write your own study notes (or translation) for each word or phrase.

Vocabulary	My study notes	Vocabulary	My study notes
cook	_____	play the drums	_____
dance	_____	play the piano	_____
draw	_____	play the guitar	_____
play basketball	_____	ride a bike	_____
play soccer	_____	ride a horse	_____
play volleyball	_____	sing	_____
swim	_____		

2. Unscramble the Vocabulary. Write the words in the boxes. Then copy the letters with numbers into the boxes at the end. What's the secret message?

a. GINS	<sup>1</sup> S	I	<sup>2</sup> N	G				
b. DEANC				<sup>3</sup>				
c. WADR			<sup>4</sup>					
d. MWSI			<sup>5</sup>					
e. COKO		<sup>6</sup>						
f. PALY HET IGTUAR		<sup>7</sup>					<sup>8</sup>	<sup>9</sup>
g. LAYP HET ANPOI			<sup>10</sup>					<sup>11</sup>
h. PALY HET RUDSM	<sup>12</sup>							
i. LAPY CSECR							<sup>13</sup>	
j. LAPY LELVOALYBL							<sup>14</sup>	
k. PALY SAALBLBTK				<sup>15</sup>				
l. IRDE A EBKI							<sup>16</sup>	
m. IERD A SOEHR						<sup>17</sup>		<sup>18</sup>

15	6	9

		N
3	10	2

18	12	14	4	16

					S		!
13	11	8	7	5	1	17	



### 3. Look at the pictures. Complete each statement.



1. Don't cook today.  
Let's go to a restaurant, OK?



2. Can you \_\_\_\_\_?



3. What a great day! Let's \_\_\_\_\_.



4. Hey, can you \_\_\_\_\_?



5. Sorry! My brother can't \_\_\_\_\_!



6. Hey, you can \_\_\_\_\_ really well!


### 4. Look at the pictures. Complete each statement with *can* or *can't* and a verb.



1. She can't speak French.



2. She \_\_\_\_\_ at all.



3. They \_\_\_\_\_ volleyball very well.



4. He \_\_\_\_\_ the guitar really well.

### 5. Complete each sentence with *can* or *can't*.

- I can play the piano well, and I can play the guitar well, too.
- You \_\_\_\_\_ ride a horse really well, but you \_\_\_\_\_ ride a bicycle at all.
- We \_\_\_\_\_ sing really well, but we \_\_\_\_\_ dance at all.
- He \_\_\_\_\_ draw at all, but he \_\_\_\_\_ cook very well.
- She \_\_\_\_\_ play soccer very well, and she \_\_\_\_\_ play volleyball well, too.
- They \_\_\_\_\_ speak Spanish at all, but they \_\_\_\_\_ speak Portuguese really well.

6. Write questions with *can*. Then match the questions with the correct short answers. Use each short answer one time.

1. your sister / dance well

Can your sister dance well?

2. your father / sing

\_\_\_\_\_

3. they / play basketball

\_\_\_\_\_

4. you / dance well

\_\_\_\_\_

5. you / swim

\_\_\_\_\_

6. your brother / play the piano

\_\_\_\_\_

a. Yes, I can.

b. No, he can't, but he can play the guitar.

c. Yes, she can.

d. No, I can't, but I can swim well.

e. Yes, he can, and he can sing, too.

f. No, they can't.

7. Read the conversation. Then put the following conversation in order. Write the numbers.

A Hey, Nancy. Can you draw?

B Yes, I can. I can draw very well.

A Oh, that's cool!

B What about you? Can you draw?

A Me? I can't draw at all.

B No problem. I can teach you!

A Really? Thanks so much!

\_\_\_ That's so nice! Thank you!

\_\_\_ Oh, that's awesome!

\_\_\_ No problem. I can teach you!

\_\_\_ Yes, I can. I can play basketball very well.

\_\_\_ What about you? Can you play basketball?

1 Marci, can you play basketball?

\_\_\_ Me? I can't basketball at all.



8. Choose the appropriate response. Write a check mark.

1. Can you swim?

a. Really? Thanks so much!

b.  I can't swim at all. Can you?

2. I can teach you.

a. That's awesome. Thanks!

b. I can't swim at all.

3. I can't dance at all.

a. Thanks so much!

b. No problem. I can teach you.

4. Can you cook well?

a. Me? Not at all.


b. That's so awesome.

# You should visit Brazil!

1. Review the Vocabulary. Write your own study notes (or translation) for each word or phrase.

Vocabulary	My study notes	My study notes
food	_____	visit _____
music	_____	fantastic _____
tourist attractions	_____	beautiful _____
mountains	_____	
souvenirs	_____	


2. Complete the conversations with the Vocabulary.



1. Mom: Hi, Sarah. Are you and Doug in the U.S. today?  
Sarah: Yeah Mom. We're in Colorado, in the  
mountains.



2. Max: This \_\_\_\_\_ is really good.  
Elena: You're right. It's great.



3. Sandy: Look at these nice warm sweaters.  
Tammy: Hmm. Bolivian sweaters are fantastic  
\_\_\_\_\_.



4. Flora: Let's ride our bikes today!  
Blake: In the \_\_\_\_\_? No way!  
Let's stay here and swim.





5. Dad: Should we visit the old city today?  
Mom: Good idea. There are lots of nice  
\_\_\_\_\_ there.





6. Seth: Hey! There's a fantastic concert  
at the beach.  
Leo: Really? We can listen to \_\_\_\_\_  
at a beach? Let's go!

### 3. Complete the statements with *should* or *shouldn't* and the verb.

1.  You shouldn't visit (visit) New York in August. It's too hot. You \_\_\_\_\_ (visit) in June or September.

2.  You \_\_\_\_\_ (buy) souvenirs on the street. They're too expensive. You \_\_\_\_\_ (buy) souvenirs in a souvenir store.

3.  I \_\_\_\_\_ (stay) home today. It's too rainy. Or maybe I \_\_\_\_\_ (go) to the mall.

4.  The One Direction concert is at 7:00! We \_\_\_\_\_ (be) late. We \_\_\_\_\_ (go) right now!

### 4. Write questions with *should*. Complete the short answers.

1. my brother / Should / Mexico City? / visit

A: Should my brother visit Mexico City?

B: Yes, he should \_\_\_\_\_. It's really cool!

2. Lourdes / Should / the dress? / buy

A: \_\_\_\_\_

B: No, \_\_\_\_\_. It's too expensive.

3. I / Should / to a Thai restaurant? / go

A: \_\_\_\_\_

B: Yes, \_\_\_\_\_. Thai food is fantastic.

4. my friends / Should / in the park today? / ride their bikes

A: \_\_\_\_\_

B: No, \_\_\_\_\_. It's too cold and windy.

### 5. Write information questions with *should*.

1. A: What / I see in New York?

What should I see in New York?

B: The Empire State Building. It's famous!

2. A: Where / they go after they visit Porto Alegre?

B: Iguazu Falls. The falls are really beautiful.

3. A: When / we come to Bangkok?

B: Come in April for the Songkran festival. It's fantastic!

4. A: Why / my parents visit the Pyramids in Egypt?

B: Because they're historic and very beautiful.

## 6. Read the conversation. Then complete the answers to the questions.

- A** Hi, Ian. Are you in London right now?  
**B** Hi, Suzanne. Yes. Where are you?  
**A** At home. In Vancouver.  
**B** So, what's Canada like?  
**A** Well, it's a big country. The mountains are beautiful.  
**B** And what about the people?  
**A** The people are really nice! You should come to Vancouver sometime!  
**B** Good advice. Thanks!

- Where is Suzanne now? She's in Vancouver.
- Where is Ian now? He's in \_\_\_\_\_.
- What are the mountains like in Canada? They're \_\_\_\_\_.
- What are the people like in Canada? They're really \_\_\_\_\_.



## 7. Put the conversation in order. Write the numbers.

- \_\_\_ I'm at a restaurant. In Madrid.  
 \_\_\_ 1 Tracey, are you at home right now?  
 \_\_\_ It's fantastic! The music is fantastic and the food is awesome.  
 \_\_\_ It's always hot and sunny. You should come to Spain sometime!  
 \_\_\_ Really? What's Spain like?  
 \_\_\_ Yes. Where are you?  
 \_\_\_ And what's the weather like?

## 8. Look at the pictures and complete the conversations.



- A:** Hi, Claudio. Are you in Chicago right now?  
**B:** Hey, Lance. Yes. \_\_\_\_\_ you?  
**A:** I'm in \_\_\_\_\_.  
**B:** So, \_\_\_\_\_ Peru \_\_\_\_\_?  
**A:** Well, it's really nice, and the \_\_\_\_\_  
 is awesome!  
**B:** And \_\_\_\_\_ the weather \_\_\_\_\_?  
**A:** Well, today \_\_\_\_\_ sunny.  
 \_\_\_\_\_ sometime!



- A:** Hey, Arturo. Are you in \_\_\_\_\_?  
**B:** Hi, Tina. Yes. \_\_\_\_\_ you?  
**A:** At a restaurant. In \_\_\_\_\_, in China.  
**B:** So, \_\_\_\_\_ China \_\_\_\_\_?  
**A:** It's a really big country with lots of people.  
 And the \_\_\_\_\_ is fantastic.  
**B:** And \_\_\_\_\_?  
**A:** Well, in August it's very hot. But the weather's nice  
 now. \_\_\_\_\_ sometime!

**OXFORD**  
UNIVERSITY PRESS

Great Clarendon Street, Oxford, OX2 6DP, United Kingdom

Oxford University Press is a department of the University of Oxford. It furthers the University's objective of excellence in research, scholarship, and education by publishing worldwide. Oxford is a registered trade mark of Oxford University Press in the UK and in certain other countries

© Oxford University Press 2015

The moral rights of the author have been asserted

First published in 2015

2019 2018 2017 2016 2015

10 9 8 7 6 5 4 3 2 1

### No unauthorized photocopying

All rights reserved. No part of this publication may be reproduced, stored in a retrieval system, or transmitted, in any form or by any means, without the prior permission in writing of Oxford University Press, or as expressly permitted by law, by licence or under terms agreed with the appropriate reprographics rights organization. Enquiries concerning reproduction outside the scope of the above should be sent to the ELT Rights Department, Oxford University Press, at the address above

You must not circulate this work in any other form and you must impose this same condition on any acquirer

Links to third party websites are provided by Oxford in good faith and for information only. Oxford disclaims any responsibility for the materials contained in any third party website referenced in this work

ISBN: 978 0 19 403459 3 Student Book & Workbook  
ISBN: 978 0 19 403432 6 Extra Practice CD-ROM  
ISBN: 978 0 19 403461 6 Pack

Printed in China

This book is printed on paper from certified and well-managed sources.

### ACKNOWLEDGEMENTS

*Cover artwork by:* Tom Redford/Meiklejohn Illustration (inspired by Alamy Images/Boys jumping with bikes/Kuttig - People)

*Commissioned photography by:* Mark Bassett pp.9, 15, 22, 25, 26, 27, 30, 35, 40, 41, 42, 43, 46, 47 (girl on laptop), 55, 61, 62, 66, 75, 81, 82, 84, 86, 87, 100, 101, 103.

*Illustrations by:* Paco Cavero/Sylvie Poggio Artists Agency pp.12 (ex.3), 13 (ex.7), 59, W12; Simon Cooper/The Organisation pp.38, 44, 54, 78 (ex.3), W33 (ex.4); Enrique Cortes/Shannon Associates pp.11, 16, 17, 18, 31 (ex.1), 33, 37, 51, 56, 71, 76, 92, W30, W31 (ex.7); Andy Hamilton pp.14, 20, 57 (ex.3), 58 (grammar), 73 (ex.3), 77 (ex.1), 79, 81, 88, W3, W11, W25 (ex.9), W35; Sergey Kostik/Lemonade pp.12 (ex.1), 13 (ex.5), 58 (vocab), 60 (ex.3), 63, 67, 69, W26, W27; Andres Martinez Ricci/The Organisation pp.23, 47, 77 (ex.3), W23; Kate Rochester/Pickled Ink pp.96, 103; Pablo Moreno Calles/Lemonade pp.36, 39, 61, 73 (ex.1), W2, W21 (ex.4); Andy Parker pp.7, 8, 25, 50, 52, 55, 60 (ex.1), 68, 70, 74, 99 (whale), W4, W7, W10, W13, W16, W19, W20, W22, W25 (ex.7), W28, W29, W31 (ex.6), W34, W37 (ex.6); Amerigo Pinelli/Advocate Art pp.10, 31 (vocab), 57 (ex.1), 64, 75, 78 (ex.1), 84, W6, W17, W21 (ex.6), W24, W33 (ex.3), W37 (ex.8); Mark Ruffle pp.6, 9, 30, W12 (clocks).

*The publisher would like to thank the following for permission to reproduce photographs:* Alamy Images pp.36 (Teen boys/F1online digitale Bildagentur GmbH), 62 (South Korea financial district/Chad Ehlers), 62 (Insadong District in Seoul/SFL Travel), 64 (Hotel reception/Geoff Williamson SuperPrime), 64 (House in Cartagena Columbia/James Quine), 64 (Flats/JJM Stock Photography), 66 (National Congress, Brazil/Vanessa Volk), 85 (Autumn in Japan/Westward), 86 (Montreal in Winter/Megapress), 89 (Teen girl with bike/Image Source), 100 (Juscelino Kubitschek Bridge, Brazil/Vanessa Volk), 101 (The Beijing National Stadium/James Doro), 102 (The City Lights Bookstore, San Francisco/Patrick Batchelder); Bridgeman Art Library Ltd pp.97 (Ly Pe (701-762) (pen & ink on paper), Chinese School/Private Collection/Giraudon), 97 (Youth with a Basket of Fruit, 1594 (oil on canvas) (detail of 104940), Caravaggio, Michelangelo Merisi da (1571-1610)/Galleria Borghese, Rome, Italy/Giraudon), 97 (Head (oil on board), Jawlensky, Alexej von (1864-1941)/Private Collection), 97 (Two women in blue blouses, 1919, Renoir, Pierre Auguste (1841-1919)/Private Collection); Corbis pp.0 (Man with moped/Glowimages), 9 (Woman in forest/Maskot), 9 (Couple/Big Cheese Photo), 10 (Portrait of smiling girl/Tetra Images), 10 (Man smiling/Lily Bloom/Cultura), 13 (Teenage girls at school/Ron Nickel/Design Pics), 14 (Smiling woman outdoors/Zave Smith Photography/Blend Images), 14 (Teen girl portrait/Image Source), 19 (Smiling girl/KidStock/Blend Images), 19 (Couple in autumn/Don Mason/Blend Images), 19 (Couple outside house/HBSS), 19 (Brother and sister/Pauline St. Denis/Superstock), 21 (Businesswoman/Jose Luis Pelaez, Inc./Blend Images), 21 (Students in class/Image Source), 23 (Teenager using mobile phone/Rob Lewine/Tetra Images),

26 (Footballer Alexandre Pato/Joe Toth/BPI), 29 (Boy holding school books/Colleen Cahill/Design Pics), 32 (School students/John Giustina/SuperStock), 36 (Graduation/moodboard), 36 (Friends hugging/KidStock/Blend Images), 36 (Teen girl with book/Jim Craigmyle), 36 (Teenage boy/Lucidio Studio Inc.), 43 (Businesswoman/LWA/Sharie Kennedy/Blend Images), 47 (Teen talking on phone/Klaus Tiedge), 48 (Teen girl/62° Nord/Johnér Images), 49 (Girl smiling outdoors/Hero), 64 (Friends at the movies/Randy Faris), 64 (Bus rapid transport system/Song Weiwei/Xinhua Press), 66 (Bonsecours market/David Chapman/Design Pics), 67 (Teen girl using phone/Jim Craigmyle), 69 (Teen on cell phone/Edward Bock), 80 (Weightlifter Cao Lei), 83 (Smiling teenage girl/Monalyn Gracia), 84 (tourists/P Deliss/Godong), 84 (Beaststeaks perform/Frank Rumpfenhorst/dpa), 84 (Souvenir market stall/Steven Vidler/Eurasia Press), 85 (Friends walking/Beau Lark), 85 (Tour boat in Istanbul/Jose Fuste Raga), 85 (Couple with laptop/KidStock/Blend Images), 85 (Couple in mall/Picturenet/Blend Images), 85 (Monument to the Discoveries/Richard Cummins), 87 (Man using mobile phone/Image Source), 87 (Buildings near beach/Rolf W. Hapke), 89 (Child leaning on fence/Pauline St. Denis/Tetra Images), 89 (Student by lockers/John Giustina/SuperStock), 90 (Girl with model of DNA/Tim Pannell), 98 (Tornado/Eric Nguyen), 98 (Hurricane/Henry Romero/Reuters), 98 (Traffic in snowstorm/Jon Van de Grift/Visuals Unlimited), 99 (Polar bear/Ralph Lee Hopkins/National Geographic Society), 99 (Penguins/Mitsuaki Iwago/Minden Pictures), 100 (Blue Mosque, Sultanahmet, Istanbul/Design Pics), 102 (Cable car in San Francisco/Dave G. Houser), 103 (Colourful souvenirs/Jeremy Woodhouse/Spaces Images); Getty Images pp.9 (Girl with braces/Jacqueline Veissid/Photodisc), 10 (Teen boy/Granger Wootz/Blend Images), 10 (Smiling Korean woman/Chris Sattlberger/Blend Images), 12 (Portrait of boy/Photodisc), 14 (Teen boy leans against lockers/AE Pictures Inc.), 14 (Woman with violin/Luis Alvarez), 14 (Young boy/Rogdy Espinoza Photography), 14 (Senior couple/Juanpablo San Martín), 21 (Family meal/Tony Latham/Stone), 23 (Boy talking on mobile phone/Paul Bradbury/OJO Images), 23 (Lighthouse, Brazil/Florian Kopp), 24 (Teen girl/rubberball), 24 (New York/fotog), 26 (Korean singer Seven performs/MJ Kim), 26 (Selena Gomez/Kevin Winter/NBCUniversal), 28 (Teen girl holding books/Jupiterimages), 28 (Family portrait/Blend Images/Jon Feingersh), 28 (Family portrait/Blend Images/Ariel Skelley), 29 (Boy in cafe/Priscilla Gregg/Blend Images), 34 (Student and teacher in classroom/Rubberball/Mike Kemp), 34 (Mother and son/Fuse), 36 (Woman with tall boyfriend/Halldark), 36 (Portrait of boy/SD Productions/Photodisc), 36 (Teen girls running in corridor/ColorBlind Images), 39 (Brazil's midfielder Bruna Glyn Kirk/AFP), 39 (Owen Wilson/Jean Baptiste Lacroix/FilmMagic), 43 (Couple setting table for dinner/Blend Images/Hill Street Studios), 43 (Boys sitting with football/Jupiterimages), 43 (Couple with laptop/OJO Images), 49 (Woman with laptop/Camille Tokerud), 49 (Portrait of man/Goldmund Lukic/Vetta), 49 (Teen girl with laptop/Comstock), 49 (Teen boy with blackboard/Tetra Images), 64 (Clothing store/Richard Cummins/Lonely Planet Images), 64 (Restaurant/Brent Winebrenner/Lonely Planet Images), 69 (Teen boy with mobile phone/Image Source), 69 (Stressed teenage boy/Juanmonino), 80 (Australian swimmer James Magnussen), 80 (Veronica Campbell-Brown of Jamaica/Stu Forster), 83 (Copacabana Beach/Ricardo Zerrenner), 84 (Lamb kebabs with salad/Lisa Linder/Dorling Kindersley), 84 (Berchtesgaden Alps/Andreas Strauss), 84 (Temple of Heaven, Beijing/Tom Horton, Further To Fly Photography), 85 (Two girls in cafe/Lena Granefeldt), 85 (Hikers in Allgäu Alps/Hans-Peter Merten), 85 (Couple using smartphone/MIXA), 85 (Couple sharing notes/Cultura/Howard Kingsnorth), 85 (Market trader in Pelourinho/Peter Adams), 85 (Machu Picchu/Image Source), 86 (Ice hockey game/Grant Halverson), 87 (Girl with mobile phone/Jupiterimages), 87 (The Colosseum/Lonely Planet Images), 90 (Boys with baseball trophy/Jon Feingersh), 90 (Souvenir stall by Roman Colosseum/Philip and Karen Smith), 91 (Surfing champion Sofia Mulanovich/Karen Wilson/ASP), 92 (Father and daughter/PhotoConcepts), 99 (Elephant swimming/Barcroft USA), 99 (Cheetah/Andy Rouse), 100 (The Hollywood sign/Tim Hawley), 102 (Chinatown, San Francisco/Mitchell Funk), 103 (Teotihuacan/Luiz Felipe Castro), 103 (Mayan ruins of Tulum/Carver Mostardi); iStockphoto p.54 (School and education pictograms/bubaone); Kobal Collection p.47 (Rango/Blind); Oxford University Press pp.9 (Smiling teenage boy/Design Pics), 22 (Brasilia Cathedral/Mark Bryan), 28 (Boy smiling/Somos), 29 (Student/PhotoAlto), 67 (Teen boy using phone/White), 85 (Friends talking/Gareth Boden), 98 (Hurricane from Space/Photodisc); Rex Features pp.42 (Lady Gaga performs in Times Square/Showalter Aaron/Sipa), 62 (Italian restaurant in North Korea/Sipa Press), 80 (English long jumper J.J. Jegede/Mikael Buck).

The authors and publishers would like to thank all the teachers and schools whose feedback, comments, and suggestions have contributed to the development of *Teen2Teen*.

# Teen2Teen

For your reality

**Teen2Teen makes learning English irresistible:**

- Natural social language reflects the social nature of teens
- A social networking context makes English come alive
- Grammar in context gives meaning to language
- Clearly-presented vocabulary ensures understanding



Student Book & Workbook with Extra Practice CD-ROM

**Teen2Teen makes teaching English effortless:**

- Transparent methodology fits every teaching style
- A carefully-paced syllabus promotes student confidence
- Presentation tools reduce planning time
- A bank of worksheets and tests provide extra support for students for successful teaching



Teacher's Edition with Teacher's Resource CD-ROM



DVD



Class Audio CDs

OXFORD UNIVERSITY PRESS

www.oup.com/elt

SHAPING learning TOGETHER

<b>CEFR</b>
B1
A2
A1

ISBN 978-0-19-403461-6

9 780194 034616