


MY FIRST WRITING

WORKBOOK



Don't worry.
Just write it!

How to Use the Workbook

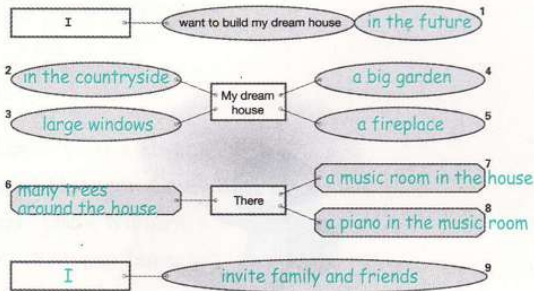
A. Organizing Ideas for Writing

Unit 2 LESSON 4 My Dream House

Go to page 43
in your student
book for help.

A. Complete the chart.

>> Write words about your dream house.



Word Bank

To Teachers: Encourage students to use their own words. When necessary, have them refer to the word bank.



My First Writing 3

► Idea Web

- Think about the topic.
- Write the subject(s) in the box(es).
- Write verbs and other components in the circles.
- Try to use your own words.
- Go to the specified page in the student book for help.

► Word Bank

- Use the word bank when necessary.
- Try to remember the words that go together.



B. Final Writing

Unit 2 The Future Events

B. Write your story in the future tense.

>> Look at the chart on the left. Draw and write your story.



Title My Fancy Dream House

- 1 I want to build my dream house in the future.
- 2 My dream house will be in the countryside.
- 3 It will have large windows.
- 4 It will have a big garden.
- 5 It will have a fire place too.
- 6 There will be many trees around the house.
- 7 There will be a music room in the house.
- 8 There will be a piano in the music room.
- 9 I will always invite my family and friends.

► Picture

- Draw a picture based on your writing.
- You can glue a photo too.

► Passage Writing

- Write the title of your story.
- Go to number 1 in the chart in Part A.
- Write sentence 1 using the words in the box and the circle(s).
- Continue with the rest of the sentences to complete the passage.
- Use pronouns when possible.

MY FIRST WRITING 3

CONTENTS Part I

UNIT 1 The Place We Live

Lesson 1	My Country	4
Lesson 2	Seasons	6
Lesson 3	The Ways of Life	8
Lesson 4	A Great Place to Visit	10

UNIT 2 The Future Events

Lesson 1	Weekend Events	12
Lesson 2	School Events	14
Lesson 3	Our Dreams	16
Lesson 4	My Dream House	18

UNIT 3 Fun Events

Lesson 1	Family Events	20
Lesson 2	Family Trips	22
Lesson 3	Enjoying Arts	24
Lesson 4	Adventures of J & J: A Time Traveler	26

My Country

Go to page 13
in your student
book for help.



A. Complete the chart.

>> Write words about your country.

Write the name of your country in the second box.

1 I live in _____

2 _____

3 _____

4 _____

5 _____

6 _____

7 _____

8 the capital city of _____

9 _____

Word Bank

To Teachers: Encourage students to use their own words. When necessary, have them refer to the word bank.



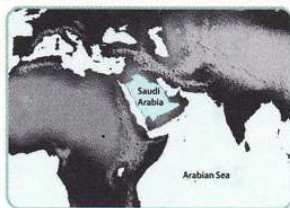
Canada

- in North America
- second largest country in the world
- high mountains in the west
- English and French



Spain

- in Western Europe
- Madrid - capital city
- bull fighting - a popular sport
- Picasso - a famous Spanish artist



Saudi Arabia

- in the Middle East
- most important oil producer in the world
- very hot and dry
- largest sand desert in the world



Kenya

- in East Africa
- on the equator
- famous for its wildlife
- many national parks

B. Write your story.

>> Look at the chart on the left. Draw and write your story.

Write your story in the box.

1

2

3

4

5

6

7

8

9

Go to page 17
in your student
book for help.



A. Complete the chart.

>> Write words about the seasons in your country.

Write each season in the box.

There	_____ seasons in my country	1
		2
		3
		4
		5
		6
		7
		8
		9

Word Bank

To Teachers: Encourage students to use their own words. When necessary, have them refer to the word bank.



spring



summer



autumn



winter



sunny



windy



rainy



snowy



hot



warm



cool



cold



dry



snowstorm



thunderstorm

B. Write your story.

>> Look at the chart on the left. Draw and write your story.



 Title _____

- 1 _____
- 2 _____
- 3 _____
- 4 _____
- 5 _____
- 6 _____
- 7 _____
- 8 _____
- 9 _____

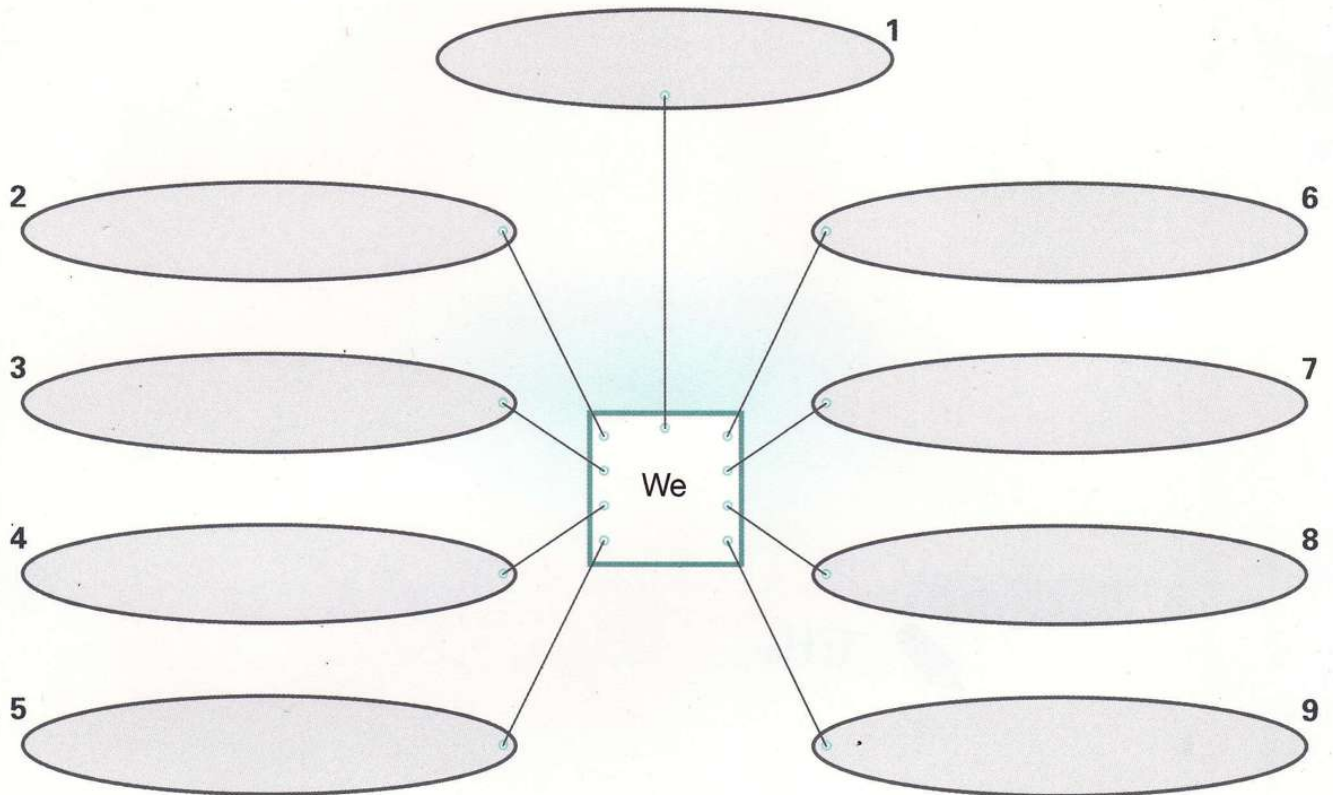
The Ways of Life

Go to page 21
 in your student
 book for help.



A. Complete the chart.

>> Write words about life in your country.



Word Bank

To Teachers: Encourage students to use their own words. When necessary, have them refer to the word bank.



study (English / art / social studies / history / math / science)



wear (jeans / shirts / uniforms)



speak (Chinese / English / French / Japanese / Korean / Spanish)



play (baseball / soccer / basketball)

B. Write your story.

>> Look at the chart on the left. Draw and write your story.



Write words about a great place to visit.
Write the place in the box.

1

2

3

4

5

6

7

8

9

Title

1

2

3

4

5

6

7

8

9

A Great Place to Visit

Go to page 25
in your student
book for help.



A. Complete the chart.

>> Write words about a great place to visit.
Write the place in the box.

1 Come and visit _____

2 _____

3 _____

4 There _____

5 People _____

6 There _____

7 People _____

8 There _____

9 People _____


Word Bank

To Teachers: Encourage students to use their own words. When necessary, have them refer to the word bank.



Jeju

- popular vacation place
- biggest island in Korea
- many beaches
- go horseback riding
- eat fresh seafood




London

- capital city of the UK
- many palaces
- ride double-decker buses
- ride the London Eye
- visit the Tower of London



Iguassu Falls

- between Brazil and Argentina
- larger than Niagara Falls
- 275 falls at Iguassu



The Serengeti

- in Tanzania
- home for many animals
- watch wild animals
- go bird watching
- ride hot air balloons

B. Write your story.

>> Look at the chart on the left. Draw and write your story.



Title

1

2

3

4

5

6

7

8

9

Weekend Events

Go to page 31
in your student
book for help.



A. Complete the chart.

>> Write words about your weekend plans with your family.

		1
My family		2
		3
My _____		4
My _____		6
My _____		5
I		7
We		8
		9

Word Bank

To Teachers: Encourage students to use their own words. When necessary, have them refer to the word bank.



go to the (library / park / aquarium)

(borrow / read) books

ride a bike

bake cookies



get up early

eat cereal

have lunch

stay home

watch a movie

take pictures

B. Write your story in the future tense.

>> Look at the chart on the left. Draw and write your story.

The writing area is enclosed in a dashed-line border. At the top left of this area is a small pencil icon and the word "Title" followed by a horizontal line. Below this are nine numbered lines, each with a faint illustration of a school event: 1. A child reading a book; 2. A child performing on stage; 3. A child holding a certificate; 4. A child playing a musical instrument; 5. Two children talking; 6. A child writing at a desk; 7. A child holding a trophy; 8. A child with a book; 9. A child with a book. The page is decorated with a paperclip on the right side, a flower on the left side, and a flower on the bottom left corner.

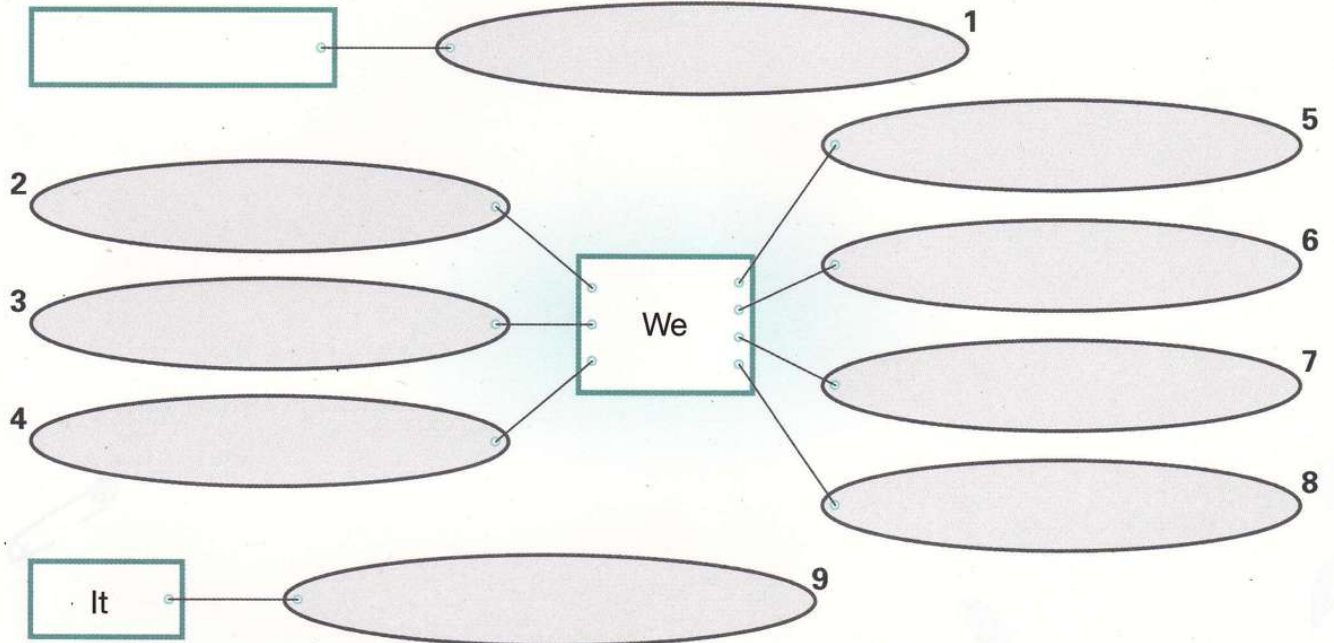
School Events

Go to page 35
in your student
book for help.



A. Complete the chart.

>> Write words about a school event in the future.



Word Bank

To Teachers: Encourage students to use their own words. When necessary, have them refer to the word bank.



Talent Show



sing



play trumpet



dance



do a short play



Children's Day



get presents



play games



special snacks



face painting



Field Day



100 m race



jump rope contest




400 m relay




cheer for teams

B. Write your story in the future tense.

>> Look at the chart on the left. Draw and write your story.



 Title _____

1 _____

2 _____

3 _____

4 _____

5 _____

6 _____

7 _____

8 _____

9 _____

Our Dreams

Go to page 39
in your student
book for help.



A. Complete the chart.

>> Write words about the dreams of you, your brother, sister or friends.

1		My _____ _____		2
				3
4		My _____ _____		5
				6
7		I _____ _____		8
				9

Word Bank

To Teachers: Encourage students to use their own words. When necessary, have them refer to the word bank.



pilot - fly planes



artist - paint pictures



pianist - have concerts



teacher - teach English



writer - write books



doctor - help people



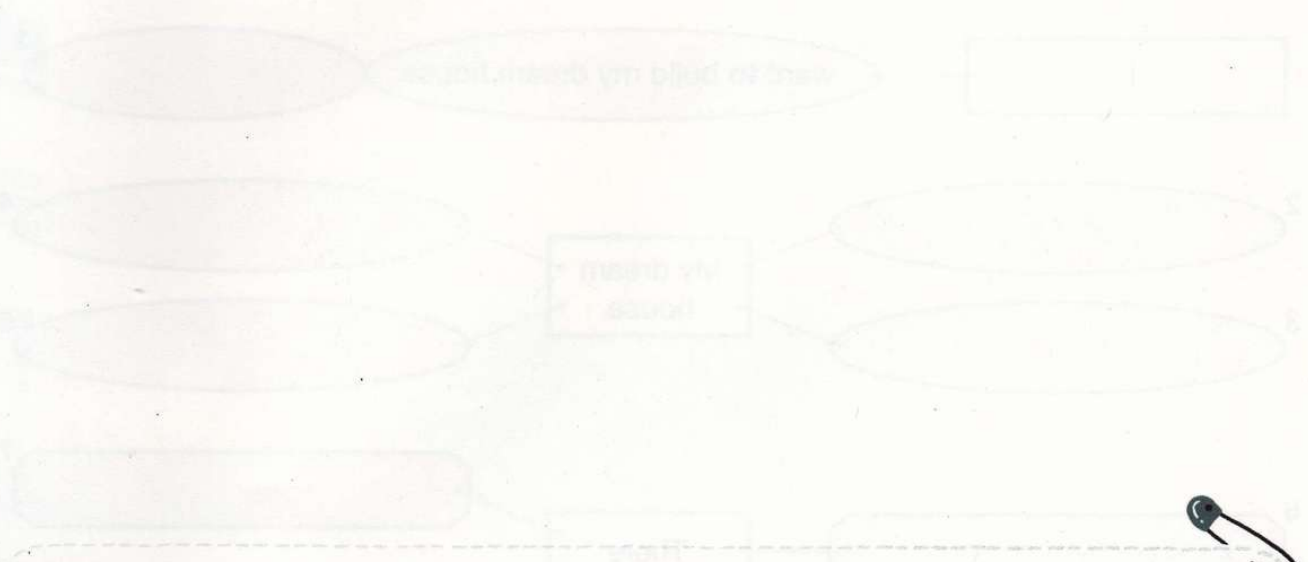
scientist - discover new things



movie star - act

B. Write your story in the future tense.

>> Look at the chart on the left. Draw and write your story.



Title

1

2

3

4

5

6

7

8

9



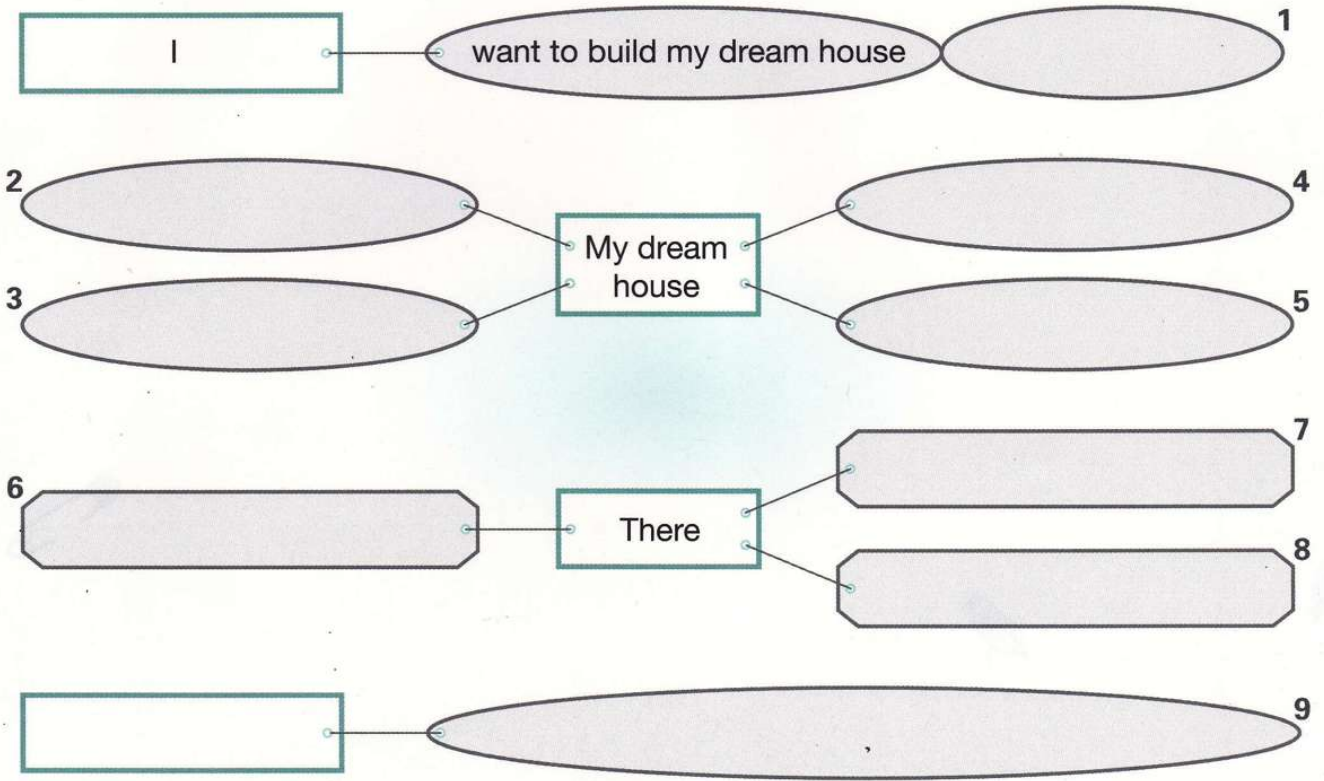
My Dream House

Go to page 43
in your student
book for help.



A. Complete the chart.

>> Write words about your dream house.



Word Bank

To Teachers: Encourage students to use their own words. When necessary, have them refer to the word bank.



in the city



in the countryside



bedroom



kitchen



bathroom



living room



library



on an island



in the forest



swimming pool



game room




front yard



backyard

B. Write your story in the future tense.

>> Look at the chart on the left. Draw and write your story.

 Title

1

2

3

4

5

6

7

8

9

Family Events

Go to page 49
 in your student
 book for help.



A. Complete the chart.

>> Write words about a family event in the past.

			1
			2
We			3
My _____			4
My _____			5
My _____			6
My _____			7
			8
We			9

Word Bank

To Teachers: Encourage students to use their own words. When necessary, have them refer to the word bank.

Wedding Day

ceremony

bride

wedding dress

First Birthday

went to ~'s house

brought presents

at ~'s house

Family Get-together

relatives

came

cooked a lot of food

Mother's Day


special dinner

bought flowers

made a card

B. Write your story in the past tense.

>> Look at the chart on the left. Draw and write your story.



Title _____

1

2

3

4

5

6

7

8

9

Family Trips

Go to page 53
in your student
book for help.



A. Complete the chart.

>> Write words about a family trip in the past.

My family		*		1	
We		*		2	
		*		3	
		*		4	
		5			6
		7			8
		*		9	

* optional

Word Bank

To Teachers: Encourage students to use their own words. When necessary, have them refer to the word bank.

Lake

- went to the lake
- stayed in a cabin
- went fishing
- went swimming
- cooked barbecue

Ski Trip

- went on a ski trip
- went to (Vivaldi) Ski Resort
- skied together
- took a snowboarding lesson
- took a cable car to the top

City Tour


- visited (city's name)
- near the sea
- went sightseeing
- went to the beach
- ate seafood for dinner

Island

- went to (Jeju) Island
- took a plane
- stayed at a hotel
- went hiking
- watched a sunrise

B. Write your story in the past tense.

>> Look at the chart on the left. Draw and write your story.



Title _____

1 _____

2 _____

3 _____

4 _____

5 _____

6 _____

7 _____

8 _____

9 _____

Enjoying Arts

Go to page 57
in your student
book for help.



A. Complete the chart.

>> Write words about an art event your family went to in the past.

My family		*		1	
		*		2	
		*		3	
		*		4	
		*		5	
				6	
		7			8
It		*		9	

* optional


Word Bank

To Teachers: Encourage students to use their own words. When necessary, have them refer to the word bank.

<p>a musical</p> <p>exciting sang and danced very well</p>	<p>an art exhibition</p> <p>great drew wonderful pictures</p>	<p>a school play</p> <p>fun performed very well</p>
<p>an orchestra concert</p> <p>played music very well enjoyed it very much</p>	<p>a piano concert</p> <p>wonderful played the piano very well</p>	<p>a rap concert</p> <p>at the (Art Center) made their own rap music</p>

B. Write your story in the past tense.

>> Look at the chart on the left. Draw and write your story.



Title _____

1

2

3

4

5

6

7

8

9

Adventures of J & J

- A Time Traveler -


A. Choose and complete the chart.

	are going	is going	is sitting	is traveling	has	lost
A little boy						1 _____ his watch
The big boy						2 _____ the little boy's watch
						3 _____ behind the building
						4 _____ in a box
Janice and Jacob						5 _____ behind him quietly
The big boy						6 _____ a time traveler
						7 _____ into the future
						8 _____ still here!
						9 _____ very slowly



B. Write the summary of the comic. Use a Be-verb when necessary.

>> Look at the chart on the left. Draw and write the summary.



A Time Traveler

1 _____

2 _____

3 He _____

4 _____

5 _____


6 _____

7 He _____

8 But, _____

9 _____





Hi,
I'm Jasper!

CAT TAILS

All Tied Up

Pictures by Bananabee
Story by Jason Wilburn

I am playing with a ball of string. Butter is laughing quietly.

HEE HEE

Tabby is laughing louder than Butter.

HEE HEE

HAHAHA

Frank is laughing the loudest of all.

HEE HEE

HA HA, BUAHA HA!!

Do I look funny?

KONG

I throw the string to Frank.

He passes it to Tabby and Butter.

Now we are all tied up.

PUFF PUFF

We all look silly now.

JASPER!!

MY FIRST WRITING 3

CONTENTS

Part 2

UNIT 4 Do and About

Lesson 1	Being Sick	30
Lesson 2	Holiday Fun	32
Lesson 3	In Our Free Time	34
Lesson 4	Cooking	36

UNIT 5 The Best and Worst

Lesson 1	My Best Day	38
Lesson 2	My Worst Day	40
Lesson 3	Our Last Vacation	42
Lesson 4	Our Last Christmas	44

UNIT 6 A Different World

Lesson 1	A City	46
Lesson 2	A Country	48
Lesson 3	A Planet	50
Lesson 4	Adventures of J & J: Shadows of Fear	52

Being Sick

Go to page 67
in your student
book for help.



A. Complete the chart.

>> Write words about you or your family member being sick.

	sick	1
		2
		3
		4
		5
		6
		7
		8
		9

Word Bank

To Teachers: Encourage students to use their own words. When necessary, have them refer to the word bank.



sore throat



headache



stomachache



toothache



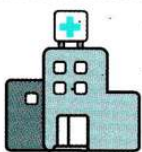
fever



runny nose



cough



hospital



doctor



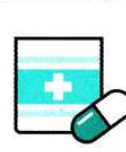
nurse



dentist



temperature



medicine



in bed

B. Write your story in the past tense.

>> Look at the chart on the left. Draw and write your story.



A large rectangular area with a light blue background. At the top, there is a horizontal teal bar. Below it, there are four horizontal ovals, each connected to a rectangular box on the right side. This is a flowchart template for a story.



Title _____

- 1 _____
- 2 _____
- 3 _____
- 4 _____
- 5 _____
- 6 _____
- 7 _____
- 8 _____
- 9 _____



Holiday Fun

Go to page 71
in your student
book for help.



A. Complete the chart.

>> Write words about your favorite holiday.

	my favorite holiday	1
<input type="text"/>		2
		3
<input type="text"/>		4
		5
<input type="text"/>		6
		7
<input type="text"/>		8
		9

Word Bank

To Teachers: Encourage students to use their own words. When necessary, have them refer to the word bank.

New Year's Day

- January 1st
- wear (Hanbok)
- eat (rice cake soup)
- bow to parents
- get money gifts

Children's Day

- June 1st (China)
- have special activities
- play fun games
- get presents from parents
- go to parks for free

Christmas

- December 25th
- put up a Christmas tree
- make Christmas cards
- make Christmas cookies
- exchange gifts

Thanksgiving Day

- 4th Thursday of Nov.
- watch a parade
- make a big dinner
- eat turkey and stuffing
- eat pumpkin pie


B. Write your story.

>> Look at the chart on the left. Draw and write your story.



Write words about you and your family's free time activities.

Mr.
Mrs.
Mr.
Mrs.



Title

1

2

3

4


5

6

7

8

9



In Our Free Time

Go to page 75
in your student
book for help.



A. Complete the chart.

>> Write words about you and your family's free time activities.

We	do many things	in our free time	1
		*	2
My		*	3
		*	4
My		*	5
		*	6
My		*	7
		*	8
I		*	9

* optional

Word Bank

To Teachers: Encourage students to use their own words. When necessary, have them refer to the word bank.



exercise



listen to music



watch cartoons



play the piano



read books



write letters



walk the dog



play computer games



go to the library



go swimming



play with friends

B. Write your story.

>> Look at the chart on the left. Draw and write your story.



Write words about making your favorite snack or meal.

1	the pig family	want to have a lunch/dessert	
2		will make	
3		been	
4		been	
5			



Title _____

- 1 _____
- 2 _____
- 3 _____
- 4 _____
- 5 _____
- 6 _____
- 7 _____
- 8 _____
- 9 _____



Go to page 79
in your student
book for help.



A. Complete the chart.

>> Write words about making your favorite snack or meal.

	want to make lunch/dessert	for my family	1
	will make _____		2
	need _____		3
	need _____		4
	need _____		5
			6
			7
			8
			9

* optional

Word Bank

To Teachers: Encourage students to use their own words. When necessary, have them refer to the word bank.

Peanut Butter & Jelly Sandwich

- put jelly on the bread
- put peanut butter on the bread
- put two slices together
- cut in half

Banana Split

- peel a banana
- cut the banana in two
- put ice cream on the banana
- put whipped cream on top

Pepperoni & Cheese Pizza

- put pizza sauce on pita bread
- put pepperoni on pita bread
- put cheese on pita bread
- bake the pizza

B. Write your story.

>> Look at the chart on the left. Draw and write your story.





Title

- 1
- 2
- 3
- 4
- 5
- 6
- 7
- 8
- 9



My Best Day

Go to page 85
in your student
book for help.



A. Complete the chart.

>> Write words about your best day in the past.

	my best day	1
	*	2
	*	3
	*	4
	*	5
	*	6
	*	7
	*	8
	*	9

* optional

Word Bank

To Teachers: Encourage students to use their own words. When necessary, have them refer to the word bank.

School Soccer Game

- played in (the soccer game)
- played against (another school)
- scored (the winning goal)
- won the game

Birthday Party

- invited friends to the party
- at the (indoor playground)
- had a magic show
- got many presents

Spelling Bee

- a spelling bee (at school)
- played against (another class)
- spelled the words (correctly)
- won (the first) prize

B. Write your story in the past tense.

>> Look at the chart on the left. Draw and write your story.



Blank writing area with a dashed border and faint background illustrations of a car and a house.



Title

1

2

3

4

5

6

7

8

9



My Worst Day

Go to page 89
 in your student
 book for help.



A. Complete the chart.

>> Write words about your worst day in the past.

	my worst day	1
		* 2
		* 3
		* 4
		* 5
		* 6
		* 7
		* 8
		* 9

* optional

Word Bank

To Teachers: Encourage students to use their own words. When necessary, have them refer to the word bank.

Being Sick

- had a terrible (stomachache)
- took me to (a doctor)
- gave me (a shot)
- stayed in bed

Lost Dog

- got out of (the house)
- lost
- looked everywhere
- couldn't find (him) anywhere

Being Embarrassed

- rode (my bike) to the (park)
- many people
- fell off (my bike)
- embarrassing / embarrassed

B. Write your story in the past tense.

>> Look at the chart on the left. Draw and write your story.



Writing area 1: A large rectangular box with a dashed border and a scalloped bottom edge. It contains several horizontal lines for writing.



Title

- 1
- 2
- 3
- 4
- 5
- 6
- 7
- 8
- 9



Our Last Vacation

Go to page 93 in your student book for help.



A. Complete the chart.

>> Write words about your last family vacation.

My family		*		1
		*		2
		*		3
		*		4
		*		5
		*		6
		*		7
		*		8
		*		9

* optional

Word Bank

To Teachers: Encourage students to use their own words. When necessary, have them refer to the word bank.

- Vacation in Peru**
- had a vacation in Peru
 - went there by (plane)
 - visited (Machu Picchu)
 - spent (two days there)

- Vacation in Arizona**
- took a vacation in Arizona
 - very hot and dry in Arizona
 - saw (huge cacti)
 - did the (Grand Canyon) tour

- Vacation at Home**
- had a vacation at home
 - had a picnic at the (park)
 - went to the (movies)
 - visited the local (museum)

B. Write your story in the past tense.

>> Look at the chart on the left. Draw and write your story.



Title

1

2

3

4

5

6

7

8

9



Our Last Christmas

Go to page 97
in your student
book for help.



A. Complete the chart.

>> Write words about your last Christmas.

My family		last Christmas	1
		*	2
		*	3
		*	4
		*	5
		*	6
		*	7
		*	8
		*	9

* optional

Word Bank

To Teachers: Encourage students to use their own words. When necessary, have them refer to the word bank.



baked cookies



made Christmas cards



put up a Christmas tree



wrapped presents



waited for Santa Claus



went shopping for Christmas presents



went to visit our (grandma)

B. Write your story in the past tense.

>> Look at the chart on the left. Draw and write your story.



Title

1

2

3

4

5

6

7

8

9



Go to page 103
in your student
book for help.



A. Complete the chart.

>> Write words about a city in the world.

		*		1
		*		2
		*		3
		*		4
		*		5
		*		6
		*		7
		*		8
		*		9

* optional

Word Bank

To Teachers: Encourage students to use their own words. When necessary, have them refer to the word bank.

Hong Kong

- on China's south coast
- 7 million people
- many hills, mountains, islands
- a beautiful skyline

Amsterdam


- capital city of the Netherlands
- 750,000 people
- many canals
- many people - bikes

Barcelona

- the 2nd largest city in Spain.
- Sagrada Familia - famous church
- soccer - most popular sport
- 1992 Summer Olympics

B. Write your story.

>> Look at the chart on the left. Draw and write your story.



Title

1

2

3

4

5

6

7

8

9

A Country

Go to page 107
in your student
book for help.



A. Complete the chart.

>> Write words about a country in the world.

		*		1
		*		2
		*		3
		*		4
		*		5
		*		6
		*		7
		*		8
		*		9

* optional

Word Bank

To Teachers: Encourage students to use their own words. When necessary, have them refer to the word bank.

Madagascar

- in the Indian Ocean
- about 20 million people
- speak Malagasy and French
- lemurs - famous animals

Mexico


- in North America
- about 109 million people
- speak Spanish
- tacos and burritos - famous foods

Switzerland

- in Western Europe
- about 7.6 million
- speak German, French, Italian, Romansh
- one of the richest countries

B. Write your story.

>> Look at the chart on the left. Draw and write your story.



Title

1

2

3

4

5

6

7

8

9

A Planet

Go to page 111
in your student
book for help.



A. Complete the chart.

>> Write words about a planet in our solar system.

		*		1
		*		2
		*		3
		*		4
		*		5
		*		6
		*		7
		*		8
		*		9

* optional

Word Bank

To Teachers: Encourage students to use their own words. When necessary, have them refer to the word bank.

Earth

- third planet from the Sun
- life on Earth
- one moon
- many oceans

Jupiter

- fifth planet from the Sun
- the largest planet in the solar system
- many bands on the surface
- four large and many small moons


Saturn

- sixth planet from the Sun
- second largest planet in the solar system
- beautiful rings
- many moons

B. Write your story.

>> Look at the chart on the left. Draw and write your story.



 Title

1

2

3

4

5

6

7

8

9

Adventures of J & J

- Shadows of Fear -


A. Choose and complete the chart.

	closed	didn't find	lived	looked for	moved	went
The old lady						
Janice and Jacob						
Something						
The window						
Janice and Jacob						




B. Write the summary of the comic. Use a Be-verb when necessary.

>> Look at the chart on the left. Draw and write the summary.



Shadows of Fear

- 1
- 2 She
- 3
- 4 They
- 5
- 6 It
- 7
- 8
- 9 They







Hi,
I'm Jasper!

CAT TAILS

The Missing Mouse

Pictures by Bananabee
Story by Jason Wilburn



MY FIRST WRITING

is a fun and easy writing series for young EFL beginners. It is designed to help students develop sentence building skills from the start. Students will begin to write sentences within a context of fun topics they can easily relate to. With the help of the characters in the series, students will learn to write sentences step by step. The interesting characters are used to grasp the students' attention from beginning to end and guide them through. Throughout the series, students will expand their vocabulary in meaningful linguistic collocations. Vocabulary is introduced in fun activities using illustrations and real photos. The series will develop and enhance students' sentence building skills in a fun and engaging way leading them to paragraph writing.

Key Features

- American English
- An Interesting Family of Characters
- Familiar Topics Children can Relate to and Write about
- Activities for Developing Sentence Building Skills
- Vocabulary Arranged in Meaningful Linguistic Collocations
- A Systematic Writing Process using Graphic Organizers
- Summary Writing Practice through Fun Comics
- Various Writing Projects

Components

- Student Book 1 2 3
- Workbook 1 2 3
- Teacher's Manual 1 2 3



9 788956 352664
ISBN 978-89-5635-266-4