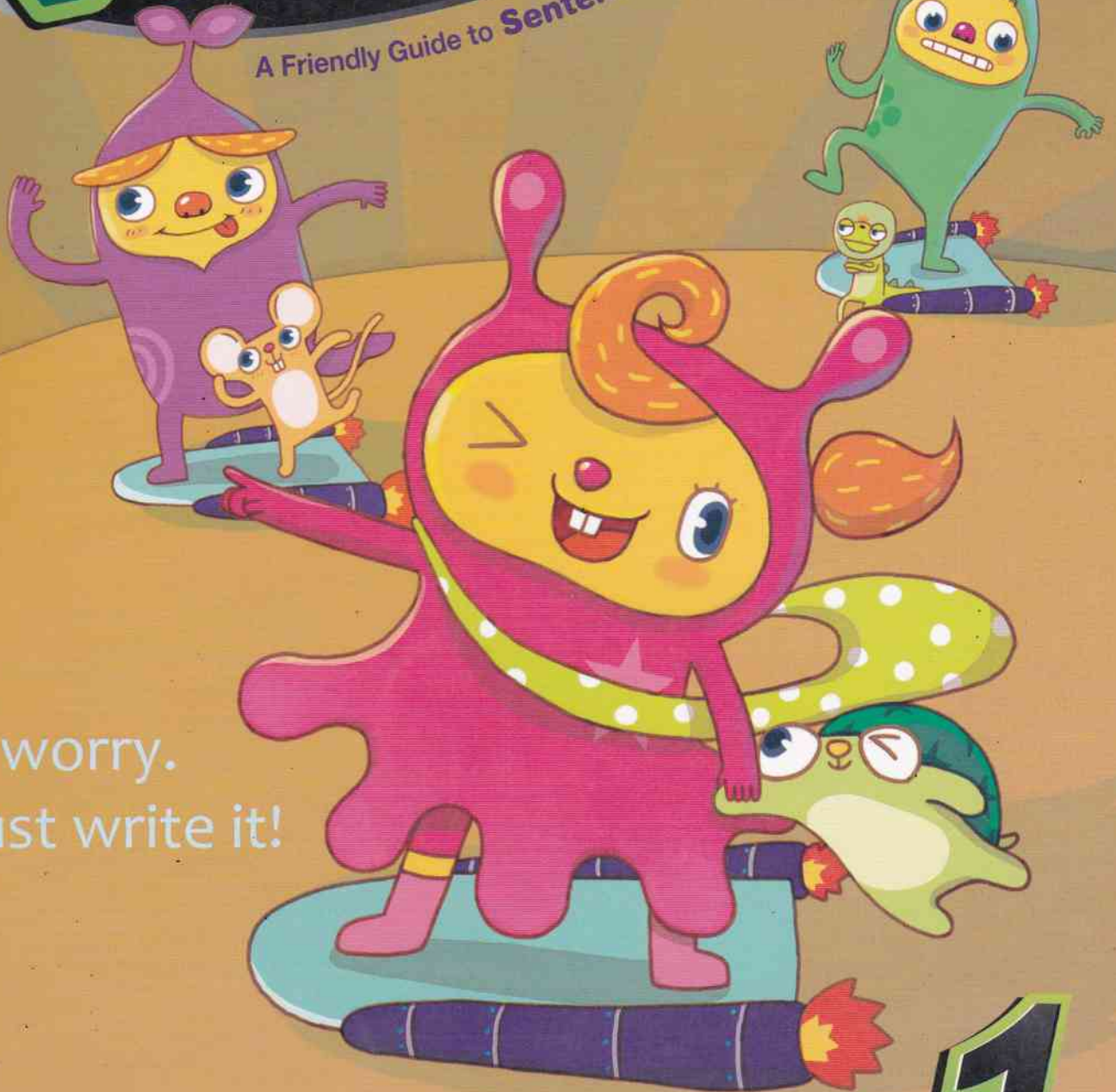


MY FIRST WRITING


STUDENT BOOK

A Friendly Guide to Sentence Writing



Don't worry.
Just write it!

MY FIRST WRITING 1





CONTENTS

- Lesson Flowchart 4
- Map 6
- Meet the Kibbits 8

UNIT 1 My Family and Friends

- | | | |
|----------|-------------------|----|
| Lesson 1 | My Brothers and I | 10 |
| Lesson 2 | My Mom and Dad | 14 |
| Lesson 3 | My Best Friend | 18 |
| Lesson 4 | My Pet | 22 |

UNIT 2 My Places

- | | | |
|----------|-----------------|----|
| Lesson 1 | My Room | 28 |
| Lesson 2 | Our Living Room | 32 |
| Lesson 3 | My Classroom | 36 |
| Lesson 4 | The Playground | 40 |

UNIT 3 Our Town

- | | | |
|----------|---|----|
| Lesson 1 | Our Neighborhood | 46 |
| Lesson 2 | Our Town | 50 |
| Lesson 3 | Neighborhood Stores | 54 |
| Lesson 4 | Adventures of J & J:
- Under the Bed - | 58 |



MY FIRST WRITING 1

UNIT 4 My Favorites

Lesson 1	My Favorite Character	64
Lesson 2	My Favorite Toy	68
Lesson 3	My Favorite Animal	72
Lesson 4	My Favorite Place	76

UNIT 5 Activities

Lesson 1	My Day	82
Lesson 2	My Dad's Day	86
Lesson 3	After School Activities	90
Lesson 4	Weekend Activities	94

UNIT 6 School Fun

Lesson 1	School Fun	100
Lesson 2	A Talent Show	104
Lesson 3	A School Field Trip	108
Lesson 4	Adventures of J & J: - The Lake Monster -	112

● Scope and Sequence	118
----------------------	-----



Warm Up

- The model passage introduces a writing topic through the eyes of the characters. Students will actively participate in completing the passage.
- A reading comprehension activity follows the model passage.
- Students will get an idea of what they are going to write about in the lesson.

SB

Step 1

LESSON 1 My Day

1 Warm Up

A. Choose and write the words. Complete the story.

= do = play = go = am

My Day

I _____ busy every day.

I get up at 7 o'clock.

I eat breakfast.

I _____ to school.

I study math and English.

I _____ with my friends.

I come home.

I _____ my homework.

B. Read and match.

1 I eat... =

2 I study... =

Easy-to-Follow

6 Step

Lesson Process

SB

Step 2

2 Word Practice

A. Choose and complete the sentence.

get up study wash do eat go

1 I _____ my face. 2 We _____ our homework.

3 I _____ English. 4 We _____ breakfast.

5 I _____ at 7 o'clock. 6 We _____ to school at 8 o'clock.

B. Choose and write.

o'clock hands park apples math

1 I wash my _____ before lunch.

2 My friends and I go to the _____ after school.

3 They eat _____ every morning.

4 We come back home at 3 _____.

5 We study _____ and English at school.

SB

Step 3

3 Grammar Practice

A. Circle the number and say the sentences. Discuss your choice.

1 I can make (1 2 3) sentence(s) with "I."
Total Number of Sentences

2 I can make (1 2 3) sentence(s) with "We."

3 I can make (1 2 3) sentence(s) with "They."

B. Rewrite the sentence using the word(s) on the left.

1 at 6 o'clock They get up. → They get up at 6 o'clock.

2 am I busy. → _____

3 have We new shoes. → _____

4 to the store They go. → _____

5 pizza We like. → _____

6 is My dad at home. → _____

7 my face I wash. → _____

8 eat I breakfast. → _____

Word Practice

- Students will be exposed to useful vocabulary and expressions that are related to the writing topic. This is done through various games and activities.

Grammar Practice

- Students will practice the grammar that is needed for their writing.
- They will also learn how sentences are constructed using different sentence building blocks. Using these building blocks, students will practice making sentences that are not only grammatically correct, but also meaningful.

Don't worry. Just write it!

Welcome to

MY FIRST WRITING



Final Writing

- Students will write a passage based on their own graphic organizer in Step 5. They will also draw pictures for the passage. These passages can be compiled to create a book after they finish all of the lessons.

Step 6 WB

B. Write your story.
 >> Look at the chart on the left. Draw and write your story.

Unit 5 Activities

Title _____

1 _____

2 _____

3 _____

4 _____

Step 5 WB

Unit 5 LESSON 1 My Day

A. Complete the chart.
 >> Write words about your day.

Word Bank

get up at (7) o'clock study (English / math) wash my (face / hands)
 eat (breakfast / lunch / dinner) go to (school / the park) do homework

Step 4 SB

Unit 5 LESSON 1

4 Writing Practice

A. Write the words in the correct order.

1 get up / We / at 6 o'clock / _____

2 We / cereal / eat / _____

3 go / I / school / to / _____

B. Choose and complete the chart. Write the sentence.
 Use a Be-verb when necessary.

play go eat get up do

1 _____ 4 _____

2 _____ 5 _____

3 _____ 6 _____

C. Write your story.
 Go to pages 38 and 39 in your workbook. Draw and write your story.

Organizing Ideas for Writing

- Students will organize their thoughts and ideas using a graphic organizer.
- Students are encouraged to use their own words. However, they can always refer to the word bank when necessary. Vocabulary in the word bank is arranged in meaningful linguistic collocations.

Writing Practice

- Students will practice writing complete sentences based on the information in the graphic organizer.
- Students will practice sentence building skills.

Blueberry Town

- | | |
|-------------------------------|----------------------|
| 1 Park | 20 Shopping Mall |
| 2 Blueberry Elementary School | 21 Police Department |
| 3 Gym | 22 Pet Hospital |
| 4 Baseball Field | 23 Sandwich Shop |
| 5 Sports Complex | 24 Hotel |
| 6 Ice Cream Shop | 25 Bookstore |
| 7 Bakery | 26 Pet Shop |
| 8 Open Market | 27 Toy Store |
| 9 Post Office | 28 Fire Department |
| 10 Playground | 29 Town Hall |
| 11 Restaurants | 30 Science Museum |
| 12 Parking Lot | 31 Movie Theater |
| 13 Swimming Pool | 32 Baseball Stadium |
| 14 Blueberry Middle School | 33 Amusement Park |
| 15 Library | 34 Merry-Go-Round |
| 16 Blueberry High School | 35 Water Slide |
| 17 Blueberry Arts Center | 36 Roller Coaster |
| 18 Hospital | 37 Bumper Cars |
| 19 Bank | 38 Trampoline |



Island Country Ozmo



This is Mom.
Her name is **Asta** Kibbits.
She is a doctor.
She likes to dance.

This is Dad.
His name is **Todd** Kibbits.
He is an inventor.
He makes great things.

This is **Cody** Kibbits.
He is 10 years old.
He wants to be a scientist.

This is **Echo**.
He is Cody's pet.

This is **Finn** Kibbits.
He is 9 years old.
He can play the trumpet.

This is **Ella** Kibbits.
She is 8 years old.
She likes to sing.

This is **Pepper**.
She is Finn's pet.

This is **Mr. T**.
He is Ella's pet.

Meet the Kibbits



UNIT 1

My Family and Friends

LESSON 1 My Brothers and I



LESSON 2 My Mom and Dad



LESSON 3 My Best Friend



LESSON 4 My Pet



MY FIRST WRITING 1



Unit 1 My Family and Friends
Unit 2 My Places
Unit 3 Our Town
Unit 4 My Favorites
Unit 5 Activities
Unit 6 School Fun



LESSON 1

My Brothers and I

1 Warm Up

A. Choose and circle. Complete the story.



My Brothers and I

My name is Ella Kibbits.

I am (a girl / a boy).

I am 8 years old.

I am (tall / pretty).


Finn and Cody (am / are) my brothers.

Finn is 9 years old.

Cody is 10 years old.

They are (funny / sad).

B. Write the name.



2 Word Practice

A. Choose and complete the sentence.

sisters

a boy

a girl

my brother

my sister

1

I am a girl.



2

I am _____.



3

We are _____.



4

He is _____.



5

She is _____.



B. Look and write the word.

happy

tall

short

funny

sad

smart

1



He is funny.

2



They are _____.

3



She is _____.

4



They are _____.

5



She is _____.


6



He is _____.

3 Grammar Practice

A. Circle the number and say the sentences. Discuss your choices.



- 1 I can make (1 2 **3**) sentence(s) with "I."
- 2 I can make (1 2 3) sentence(s) with "Tom."
- 3 I can make (1 2 3) sentence(s) with "We."



B. Write am, is or are.

- 1 I _____ a boy.
- 2 My name _____ Mike.
- 3 Jake and Tim _____ my brothers.
- 4 They _____ smart.
- 5 She _____ a student.
- 6 He _____ 9 years old.
- 7 You _____ funny.
- 8 Luke _____ tall.



4 Writing Practice

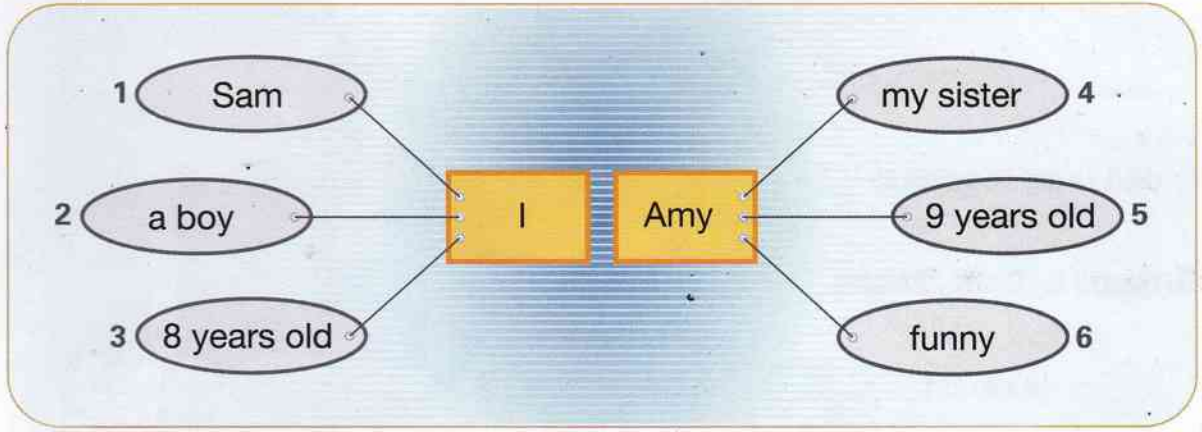
A. Look and write.

His _____ is Sam.

He is _____ years old.

He is _____.

B. Look and write the sentence using the correct Be-verb.



- | | |
|---------|-------------|
| 1 _____ | 4 Amy _____ |
| 2 _____ | 5 She _____ |
| 3 _____ | 6 _____ |

C. Write your story.

Go to pages 4 and 5 in your workbook. Draw and write your story.

1 Warm Up

A. Write **He** or **She**. Complete the story.

My Mom and Dad

My mom is a doctor.

Her name is Asta Kibbits.

_____ is kind.


_____ is 38 years old.

My dad is an inventor.

His name is Todd Kibbits.

_____ is smart.

_____ is 39 years old.



B. Check **True** or **False**.

- | | | |
|-------------------------------|-------------------------------|--------------------------------|
| 1 Ella's mom is 38 years old. | <input type="checkbox"/> True | <input type="checkbox"/> False |
| 2 Ella's dad is a toy maker. | <input type="checkbox"/> True | <input type="checkbox"/> False |
| 3 Ella's dad is smart. | <input type="checkbox"/> True | <input type="checkbox"/> False |

2 Word Practice

➤➤ Go to page 16. Play the game.

3 Grammar Practice

A. Write the sentence correctly.

This is my friend.

We are best friends.

• Each sentence begins with a capital letter. (T, W)

• Each sentence ends with a period. (.)

1 my name is Mary

2 he is my brother

3 this is my mother

4 she is busy

B. Circle the correct word(s).

1 My sister is a student / students .

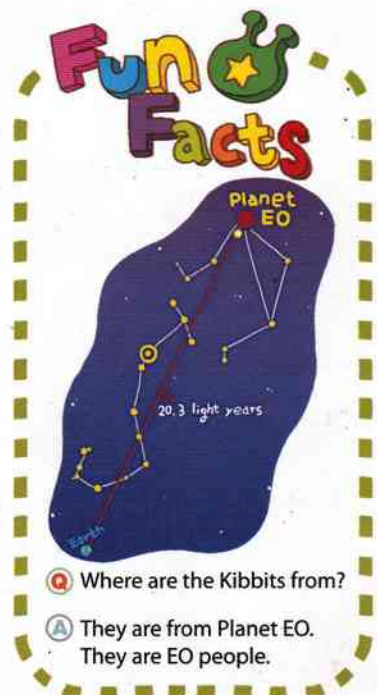
2 My mother is 38 year old / 38 years old .

3 She is kind . / a kind .

4 My dad is truck driver / a truck driver .

5 He is strong / a strong .

6 We are a student / students .



Play with a partner. Roll the die. Circle the picture and write the word.

Student A

Choose any.

Word Bank

- a businessman
- a doctor
- a homemaker
- a nurse
- a teacher



He is



She is



He is



She is



He is

Student B

Choose any.

Word Bank

- young
- strong
- old
- kind
- busy



She is



She is



She is



He is



She is



4 Writing Practice

A. Write the words in the correct order.

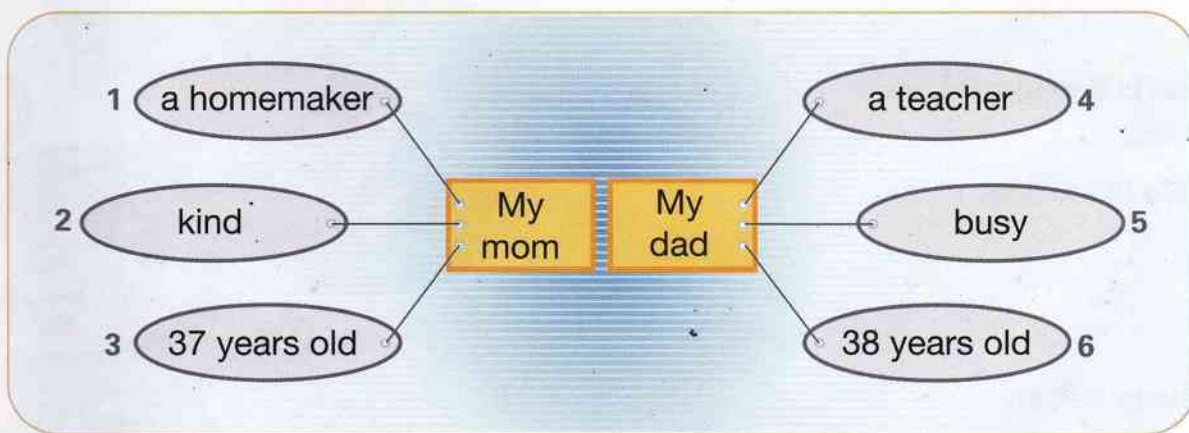
1 brother / My / a / is / student / . _____

2 funny / is / He / . _____

3 nurse / is / My / mom / a / . _____

4 are / They / happy / . _____

B. Look and write the sentence using the correct Be-verb.



1 My mom _____

4 _____

2 She _____

5 He _____

3 _____

6 _____

C. Write your story.

Go to pages 6 and 7 in your workbook. Draw and write your story.

1 Warm Up

A. Choose and write the sentences. Complete the story.

- She is small.
- She is funny too.
- This is Poly.

My Friend Poly

.....

She is my best friend.

She is 8 years old.

Poly is not big.

.....

She is clever.

She is friendly.

.....



Ella

B. Write Yes or No.

- | | |
|--------------------------------|---------------------------|
| 1 Is Poly Ella's friend? _____ | 2 Is Poly a boy? _____ |
| 3 Is Poly big? _____ | 4 Is Poly friendly? _____ |

2 Word Practice

A. Choose and complete the sentence.

my best friend

best friends

my teacher

teachers

1

We are _____.



2

We are _____.



3



He is _____.

4



She is _____.

B. Look and write the word. Discuss your choices.

big

clever

friendly

funny

happy

young

1



She is happy.

2



They are _____.

3



It is _____.

4



They are _____.

5



He is _____.




6



She is _____.

3 Grammar Practice

A. Write This or That.



B. Write the sentence correctly.

This is Tom.

Tom and Mary are my friends.

- Each name begins with a capital letter.

1 My name is amy. _____

2 ken is my friend. _____

3 My best friend is sam. _____

4 This is scott. _____

5 max is my dog. _____

4 Writing Practice


A. Circle the correct word(s).

1 This is Amy. is my friend.

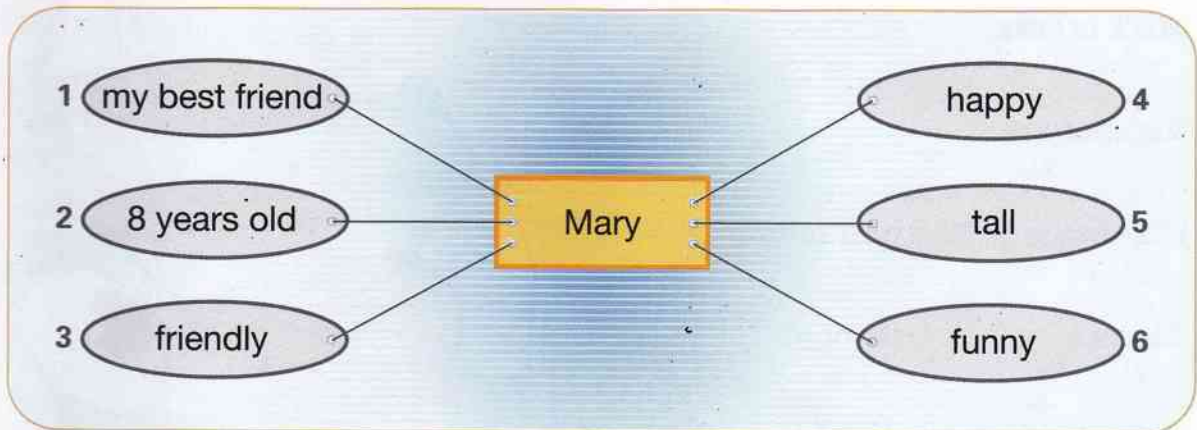
2 Amy and I best friends.

3 Ted is .

4 They are .



B. Look and write the sentence using the correct Be-verb.



1 Mary _____

4 _____

2 She _____

5 _____

3 _____

6 _____

C. Write your story.

Go to pages 8 and 9 in your workbook. Draw and write your story.

1 Warm Up

A. Choose and write the words. Complete the story.

short big is are

My Pet Mr. T

This is my pet.

His name _____ Mr. T.

Mr. T is cute.

His eyes are _____.

His nose is yellow and round.

His legs _____ strong.

His tail is _____.

Mr. T is happy.



B. Read and match.

- | | | | |
|-------------------|---|------------|---|
| 1 His eyes are... | ○ | ...big. | ○ |
| 2 His nose is... | ○ | ...strong. | ○ |
| 3 His legs are... | ○ | ...round. | ○ |

2 Word Practice

A. Look and write the word.

cat

hamster

iguana

rabbit

turtle

back

eyes

skin

nose

tail

1



This is my _____.

Her name is Kitty.

Her _____ is long.

2



This is my _____.

His name is Iggy.

His _____ is green.

3



This is my _____.

Her name is Bunny.

Her _____ is pink.

4



This is my _____.

Her name is Star.

Her _____ are small.

5



This is my _____.

His name is Mr. Cool.

His _____ is hard.

3 Grammar Practice

A. Look and circle the correct word.

ex1 This is Amy.

Her hair is long.

ex2 That is John.

His hair is short.

ex3 That is a rabbit.

Its eyes are red.

1



His / Her / Its shirt
is wet.

2




His / Her / Its dress
is long.

3




His / Her / Its beak
is hard.

4



His / Her / Its tail
is short.

5



His / Her / Its color
is yellow.

B. Write are or is.


1 Her legs _____ long.

2 His name _____ Robo.

3 His eyes _____ cute.

4 Its hair _____ brown.

5 Her hands _____ small.

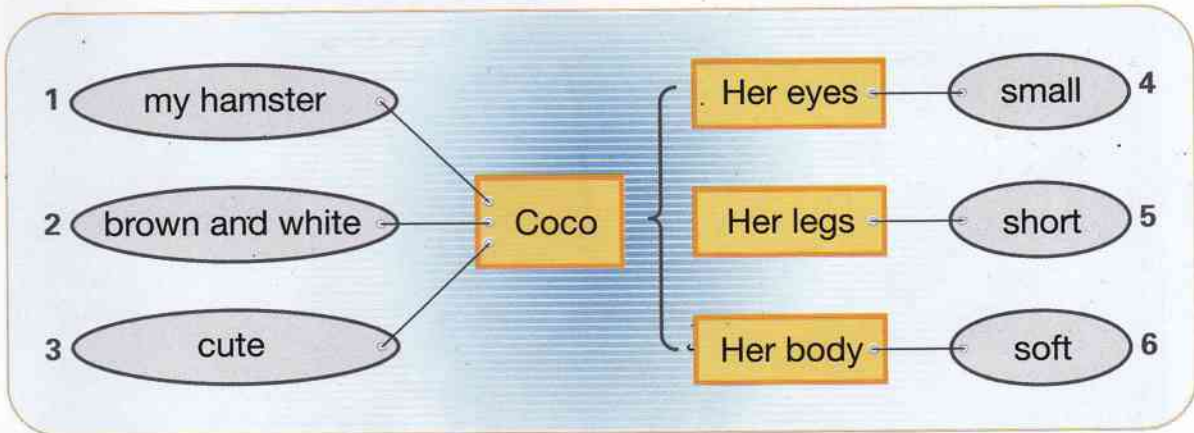


4 Writing Practice

A. Write the words in the correct order.

- 1 Kitty / Her / is / name / . _____
- 2 His / pretty / eyes / are / . _____
- 3 long / is / tail / Its / . _____
- 4 color / Its / brown / is / . _____

B. Look and write the sentence using the correct Be-verb.



- | | |
|--------------|---------|
| 1 Coco _____ | 4 _____ |
| 2 She _____ | 5 _____ |
| 3 _____ | 6 _____ |

C. Write your story.

Go to pages 10 and 11 in your workbook. Draw and write your story.



Fun Writing Project



»» Make your family poster.

- **Step 1** Prepare a sheet of colored construction paper.
- **Step 2** Glue your family photo in the center.
- **Step 3** Write about your family members.

My Lovely Family

created by Cindy Larson

This is my sister.
Her name is Alice.
She is 13. She is tall.

This is my mom.
Her name is Debbie Larson.
She is 40 years old.
She is a teacher.

This is our family dog.
His name is Rex.
He is small and white.



This is my brother.
His name is Jacob.
He is 6. He is very smart.

This is my dad.
His name is Tom Larson.
He is 42 years old.
He is a school bus driver.

I'm Cindy Larson.
I'm 8 years old.
I'm small and cute.

UNIT 2

My Places

LESSON 1 My Room



LESSON 2 Our Living Room



LESSON 3 My Classroom



LESSON 4 The Playground



MY FIRST WRITING 1



- Unit 1 My Family and Friends
- Unit 2 My Places
- Unit 3 Our Town
- Unit 4 My Favorites
- Unit 5 Activities
- Unit 6 School Fun



1 Warm Up

A. Choose and circle.
Complete the story.

My Room

This is my room.

It is clean today.

My (book / books) are on the bookshelf.

My toys are in the toy box.

My pillow is (on / under) the bed.

My clothes are (in / on) the closet.

My socks are in the drawer.

The boxes are (on / under) the bed.

B. Check True or False.

1 Ella's room is messy.

True

False

2 Her toys are in the basket.

True

False

3 Her socks are on the bed.

True

False

2 Word Practice

A. Choose and write the word.

basket

bed

books

bookcase

chair

closet

clothes

desk

pillow

socks



B. Circle the correct word.

1



This room is clean / messy .



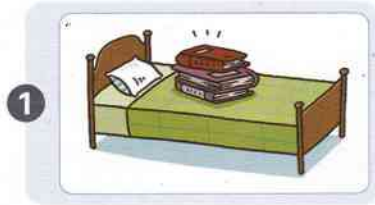
2



This room is clean / messy .

3 Grammar Practice

A. Look and write in, on or under.



1 The books are _____ the bed.

2 The socks are _____ the chair.

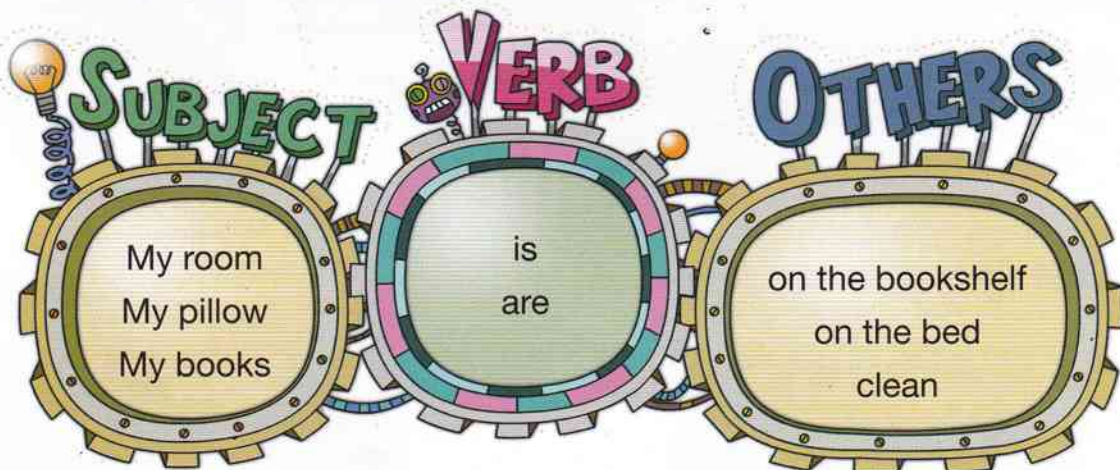
3 My pillow is _____ the bed.

4 My toys are _____ the box.

5 The cat is _____ the desk.

6 The clothes are _____ the closet.

B. Circle the number and say the sentences. Discuss your choices.



1 I can make (1) 2 3) sentence(s) with "My room."

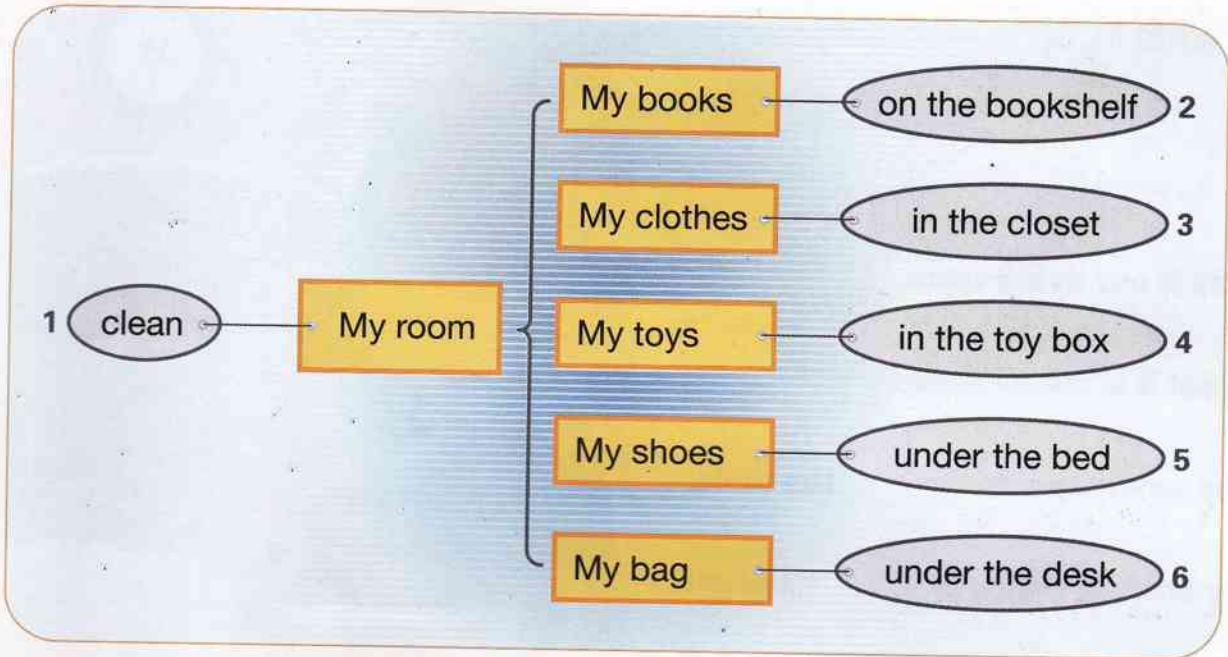
2 I can make (1 2 3) sentence(s) with "My pillow."

3 I can make (1 2 3) sentence(s) with "My books."

Total Number
of Sentences

4 Writing Practice

A. Look and write the sentence using the correct Be-verb.



1 My room

2 My books

3

4

5

6

B. Write your story.

Go to pages 12 and 13 in your workbook. Draw and write your story.

Our Living Room

1 Warm Up

A. Write **in**, **on** or **under**. Complete the story.

Our Living Room

This is our living room.

Oops! It is messy today.

The newspaper is _____ the table.

My brother's shoe is _____ the sofa.

Books are _____ the floor.

My boots are _____ Mr. T's house.

An umbrella is under the chair.

Let's put away everything.



B. Check True or False.

1 The living room is clean.

True

False

2 Books are on the floor.

True

False

3 Ella's shoe is on the sofa.

True

False

2 Word Practice

➤➤ Go to page 34. Play the game.

3 Grammar Practice

A. Look, choose and write.

my

our

your (x2)

his

her

1

_____ caps are green.



2

This is _____ house.



3

That is _____ dog.



4

That is _____ school.



5

That is _____ cat.



6

Is this _____ pen?



B. Circle the correct word.

Max is my dog. This is **Max's** house.

Amy is my friend. **Amy's** brother is tall.

• 's shows possession.

1 The book is on chair.

2 is my best friend.

3 cat is on the sofa.



15



14



13



12

WORD RACE

➤➤ Roll the die. Move your counter. Choose and write the word.

1 space
 2 spaces

Word Bank

book	clothes	sock	umbrella
boots	table	sofa	newspaper
floor	chair	rug	television
pillow	basket	living room	



10



11



9



8



4



5



6



7



3



2



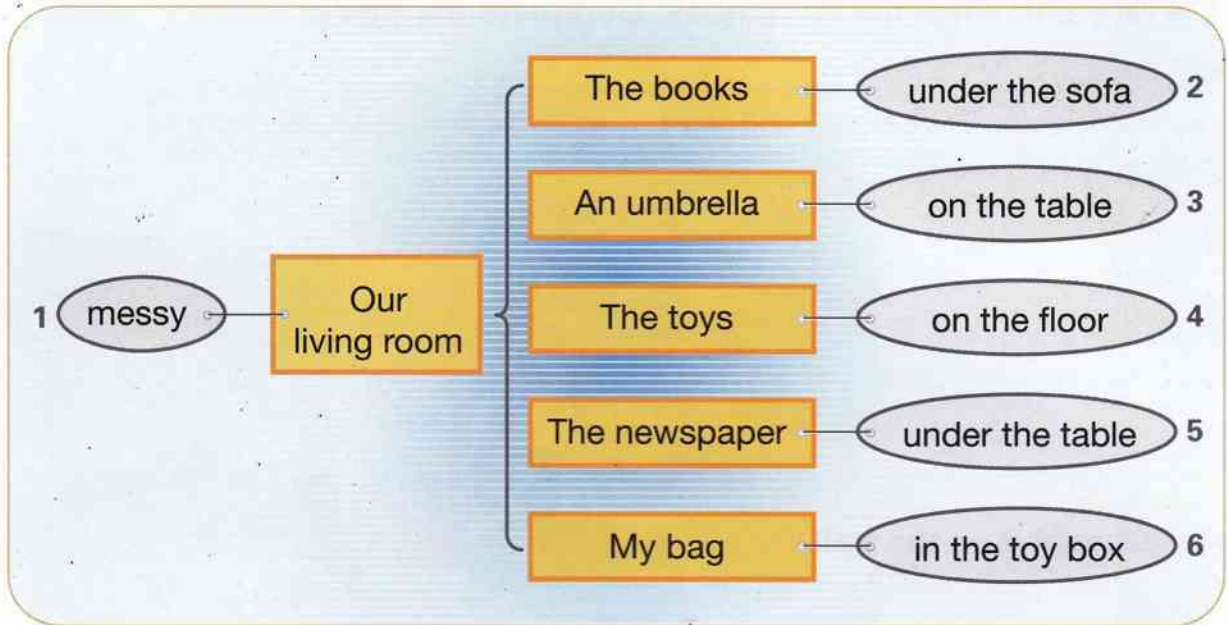
1





4 Writing Practice

A. Look and write the sentence using the correct Be-verb.



1 Our living room

2 The books

3

4

5

6

B. Write your story.

Go to pages 14 and 15 in your workbook. Draw and write your story.

1 Warm Up

A. Choose and write the sentences. Complete the story.

- She is in the hallway.
 It is large and bright.
 Our bags are under the chairs.

My Classroom

My classroom is great.

The blackboard is on the wall.

Our pictures are on the wall too.

Our books are on the desks.

Our teacher is not in the classroom.

B. Write Yes or No.

1 Is the blackboard on the wall?

2 Is the teacher in the classroom?

2 Word Practice

A. Choose and complete the sentence.

wall

desk

chair

hallway

1



The cap is on the _____.

2




The boys are in the _____.

3



The pen is under the _____.

4



The blackboard is on the _____.

B. Look and write the word.

great

bright

small

large

teacher

students




1

He is our _____.




2

The sun is _____.



3

The ants are _____.



4

Elephants are _____.



5

Our teacher is _____.



6

They are _____.

3 Grammar Practice

A. Write on or in.



1 The light is _____ the ceiling.



2 The pictures are _____ the wall.



3 The desks are _____ the room.



4 The rug is _____ the floor.

B. Circle the correct word.

- 1 This our classroom.
- 2 are on the desks.
- 3 is in my room.
- 4 That is house.
- 5 is in the box.
- 6 My pens in the drawer.
- 7 are my friends.

Fun Facts

175cm
90cm
45cm

Man
Todd
Ella

Q How big are EO people?

A They are smaller than Earth people.



4 Writing Practice

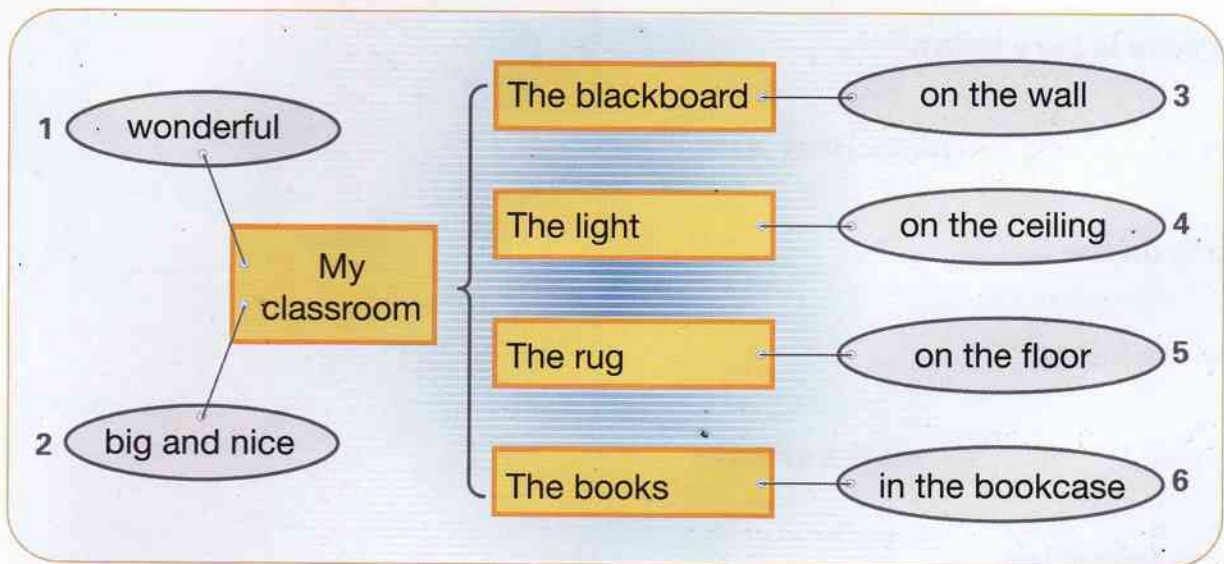
A. Write the words in the correct order.

1 in / The girls / the hallway / are / . _____

2 on / is / the door / The name / . _____

3 The clock / on / the wall / is / . _____

B. Look and write the sentence using the correct Be-verb.



1 My classroom _____

4 _____

2 It _____

5 _____

3 _____

6 _____

C. Write your story.

Go to pages 16 and 17 in your workbook. Draw and write your story.

The Playground

1 Warm Up

A. Choose and write the words. Complete the story.

fun playground are on

The Playground

The _____ is fun.

Everyone is here today.

Cody is _____ the monkey bars.

Finn is on the swing.

They are happy.

Poly and I _____ on the seesaw.

We are happy too.

It is always _____ at the playground.

B. Read and match.

1 The playground is...

...on the seesaw.

2 Cody is...


...happy.

3 Poly and Ella are...

...fun.

2 Word Practice

A. Look, choose and write.



on the swings on the slide on the monkey bars in the sandbox on the seesaw

- 1 They are _____ . 4 She is _____ .
- 2 They are _____ . 5 He is _____ .
- 3 They are _____ .

B. Choose and complete the sentence. Discuss your choices.

fun smart happy great

- 1 Children are _____ at the playground.
- 2 My friend and I are on the seesaw. It is _____ .
- 3 My dad is an inventor. He is _____ .
- 4 My mom is a doctor. She is _____ .

3 Grammar Practice

A. Circle the correct punctuation.

We are happy.

Are you happy?

• (.) marks the end of a sentence.

• (?) marks the end of a question.

1 Tom is under the monkey bars . / ?

2 Is Max at the playground . / ?

3 My brothers are great . / ?

4 Are you a girl . / ?

5 My teacher is not in the classroom . / ?

6 Is your classroom large . / ?

B. Write His or Her.

1 This is my friend. _____ name is Amy.

2 That is my brother. _____ name is Ken.

3 Mr. Lewis is my teacher. That is _____ car.

4 This is not my mom's bag. _____ bag is brown.

5 This is my sister. _____ name is Cindy.

6 That is not my dad's car. _____ car is red.

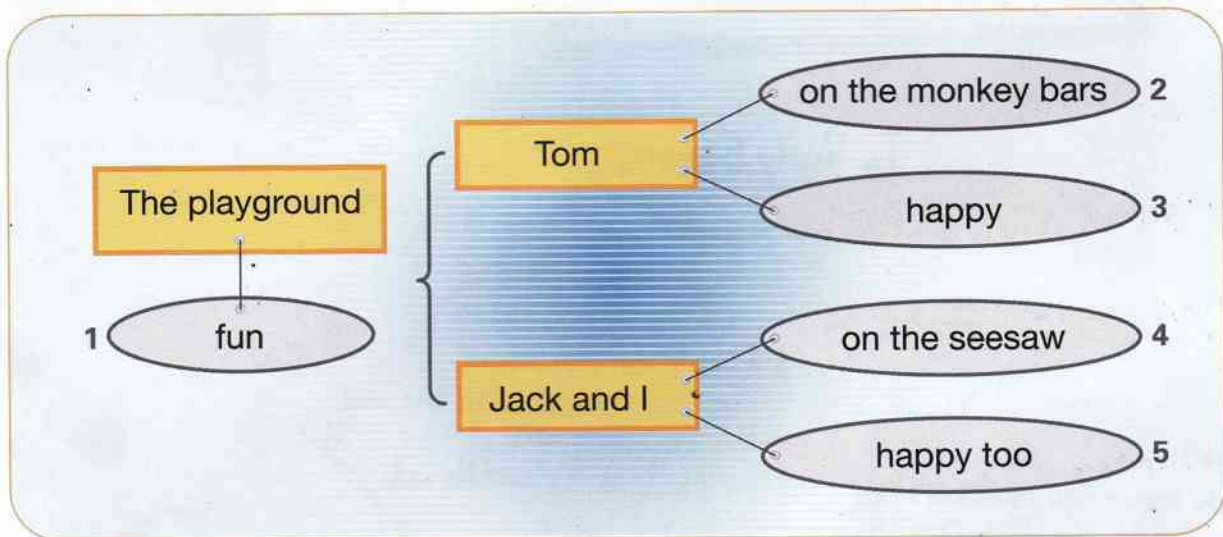


4 Writing Practice

A. Write the words in the correct order.

- 1 in / I / the sandbox / am / . _____
- 2 here / Everyone / is / . _____
- 3 are / They / happy / too / . _____
- 4 on / She / is / the swing / . _____

B. Look and write the sentence using the correct Be-verb.



- | | |
|------------|------------|
| 1 _____ | 4 _____ |
| 2 _____ | 5 We _____ |
| 3 He _____ | |

C. Write your story.

Go to pages 18 and 19 in your workbook. Draw and write your story.



Fun Writing Project

2

»» Make a hanger mobile.

- **Step 1** Cut construction paper into different shapes.
- **Step 2** On each shape, write about places around you.
- **Step 3** Draw the places on the back.
- **Step 4** Put them on a hanger using string.



Created by Rudy Simons

My Room

This is my room.
 My books are on the bookshelf.
 My toys are in the toybox.
 My clothes are in the closet.
 My room is clean.

My Classroom

This is my classroom.
 The blackboard is on the wall.
 It is big and green.
 Our pictures are on the wall.
 They are great.

The Playground

Tina and I are at the playground.
 We are on the seesaw.
 We are happy.
 The playground is always fun.





UNIT 3

Our Town

LESSON 1 Our Neighborhood



LESSON 2 Our Town



LESSON 3 Neighborhood Stores



LESSON 4 Adventures of J & J:

- Under the Bed -



MY FIRST WRITING 1



Unit 1 My Family and Friends
Unit 2 My Places
Unit 3 Our Town
Unit 4 My Favorites
Unit 5 Activities
Unit 6 School Fun



Our Neighborhood

1 Warm Up

A. Choose and write the words. Complete the story.

red fun is are

Our Neighborhood

Our neighborhood wonderful.

There many pretty houses.

My house is the house.

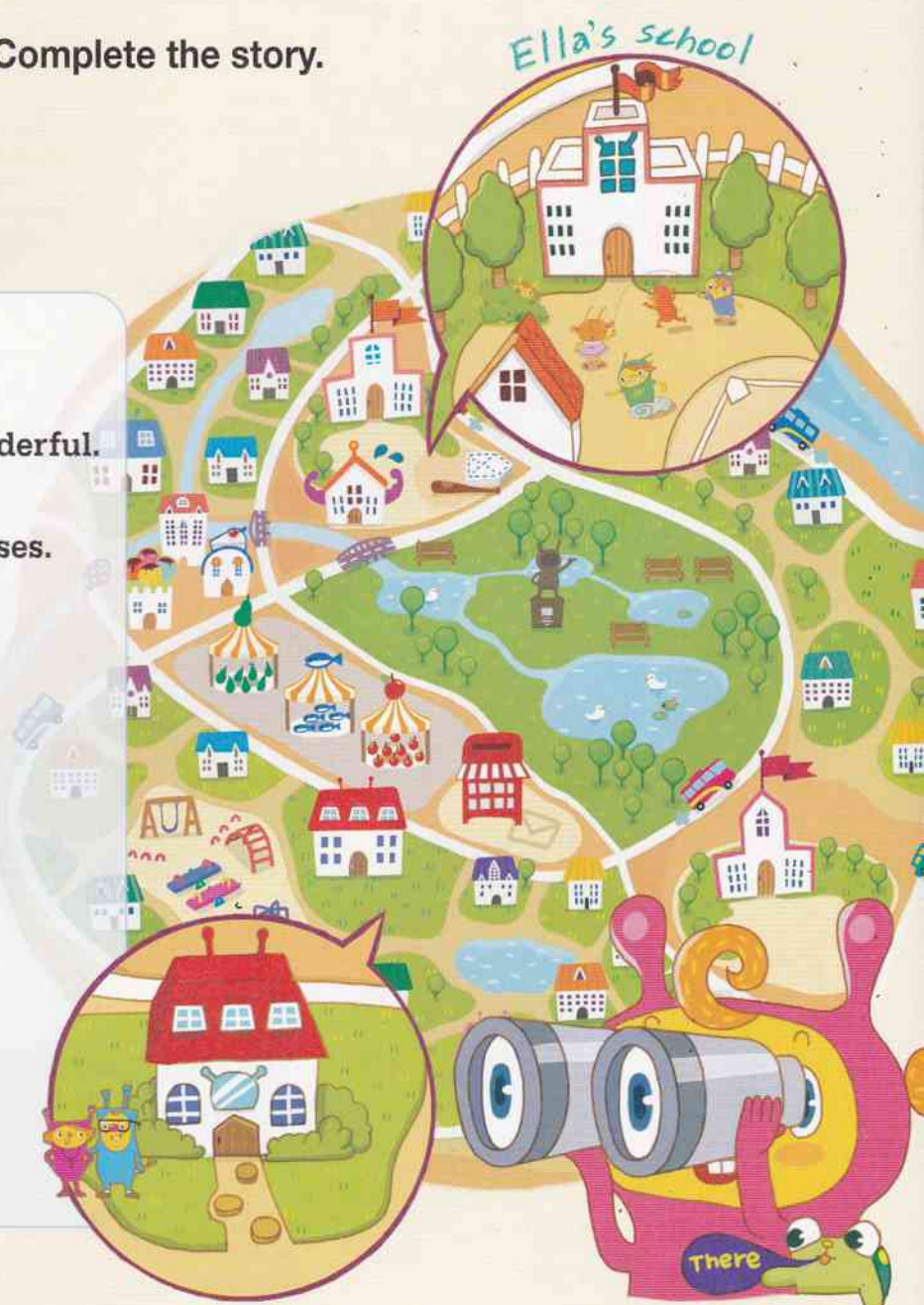
There is a white building.

It is my school.

There is a playground.

It is a place.

We like to play there.



B. Read and match.

1 Ella's house is... ○

○ ...a fun place.





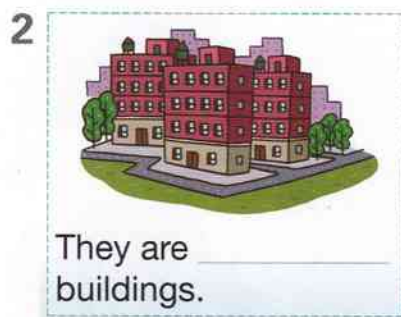
2 The playground is... ○

○ ...red.

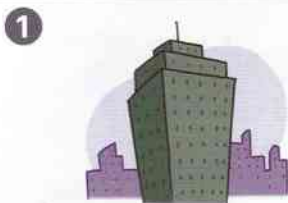
2 Word Practice

A. Choose and complete the sentence.

house building apartment playground store street



B. Choose and circle the word.



1 It is a tall / long building.

2 It is a clean / messy room.

3 It is a pretty / ugly house.

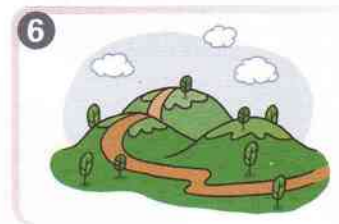
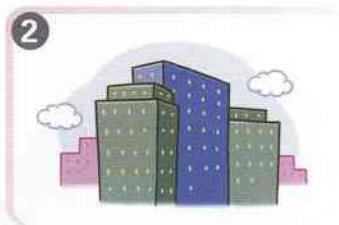
4 It is a short / small playground.

5 It is an old / new bike.

6 It is a great / bad school.

3 Grammar Practice

A. Look and write **There is** or **There are**.



1 There is a red house.

2 _____ tall buildings.

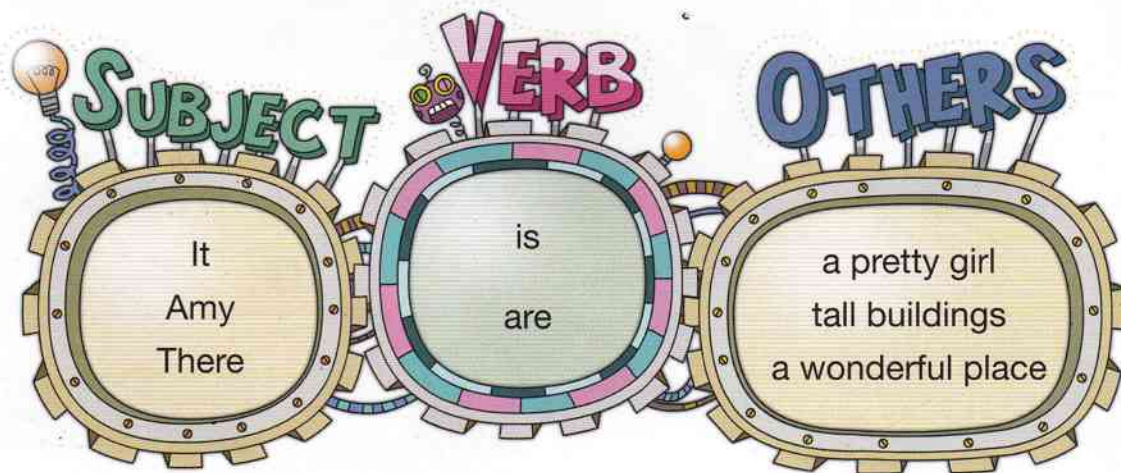
3 _____ a pretty girl.

4 _____ happy boys.

5 _____ a school.

6 _____ round hills.

B. Circle the number and say the sentences. Discuss your choices.



1 I can make (1 2 3) sentence(s) with "It."

2 I can make (1 2 3) sentence(s) with "Amy."

3 I can make (1 2 3) sentence(s) with "There."

Total Number
of Sentences

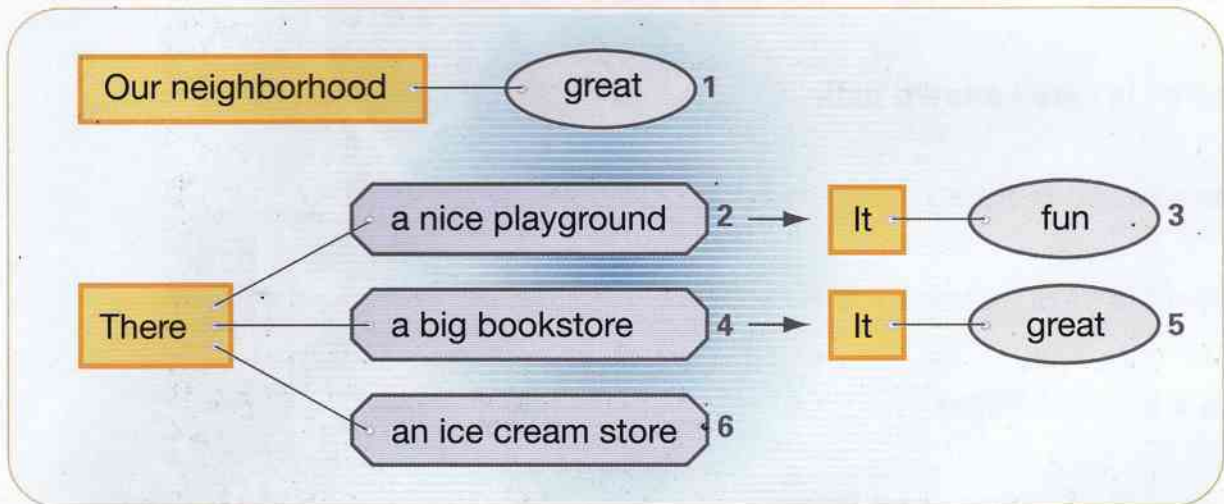


4 Writing Practice

A. Write the full sentence using the correct Be-verb.

- 1 There / big streets There are big streets.
- 2 There / a big building _____
- 3 They / happy children _____

B. Look and write the sentence using the correct Be-verb.



- 1 _____
- 2 There _____
- 3 It _____
- 4 _____
- 5 _____
- 6 _____ too.

C. Write your story.

Go to pages 20 and 21 in your workbook. Draw and write your story.

Our Town

1 Warm Up

A. Choose and circle. Complete the story.

Our Town Blueberry

Blueberry is our town.

Our town (is / are) big.

There (is / are) a town hall.

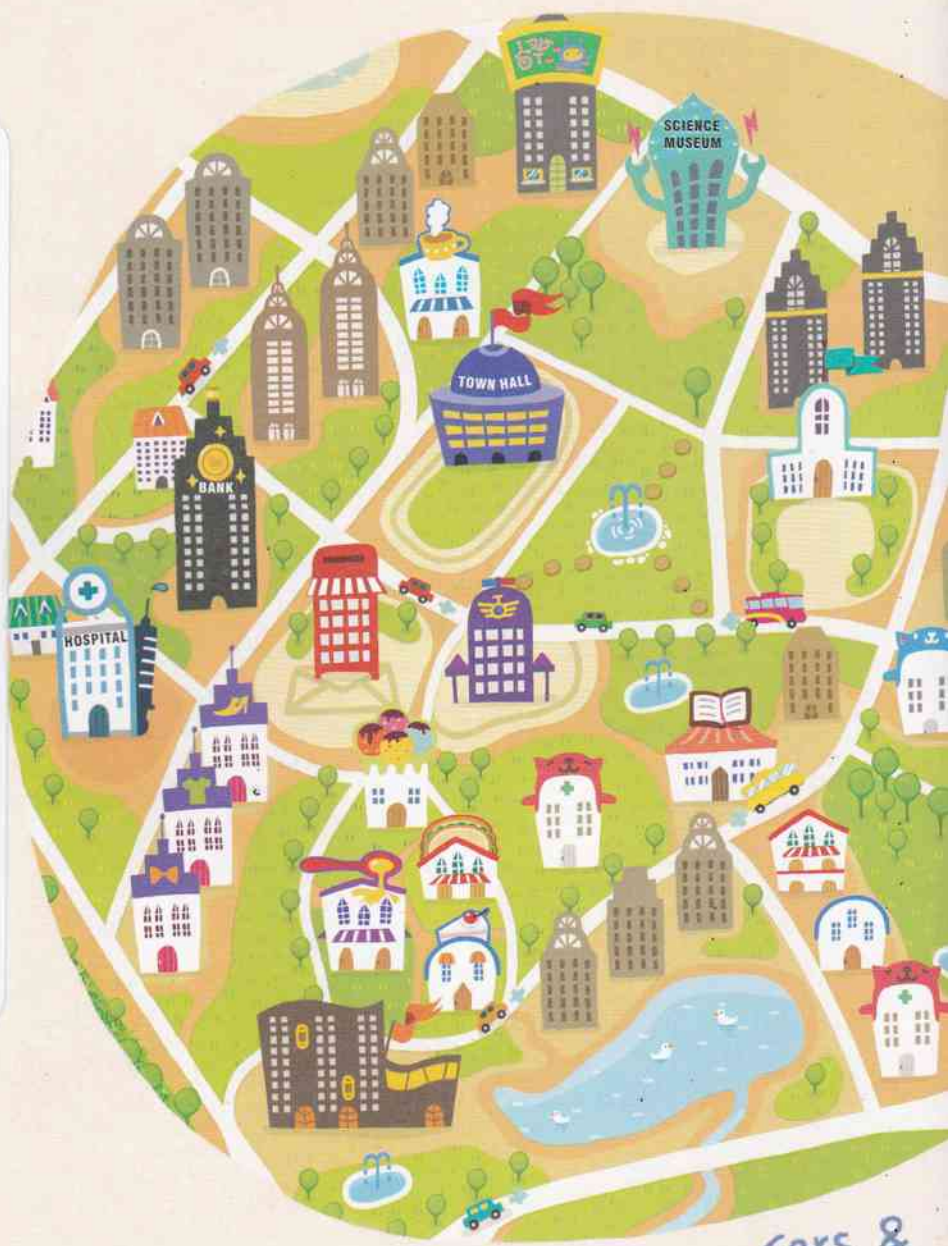
It is a round building.

There (is / are) a bank.

It is a black building.

There (is / are) cars and buses.

They are red, yellow and green.



B. Check True or False.

- | | | |
|--|-------------------------------|--------------------------------|
| 1 There is a bank. | True <input type="checkbox"/> | False <input type="checkbox"/> |
| 2 The cars are black. | True <input type="checkbox"/> | False <input type="checkbox"/> |
| 3 The round building is the town hall. | True <input type="checkbox"/> | False <input type="checkbox"/> |

Cars & buses



2 Word Practice

➤➤ Go to page 52. Play the game.



3 Grammar Practice

A. Circle the correct word(s).

a book - two books

a house - three houses

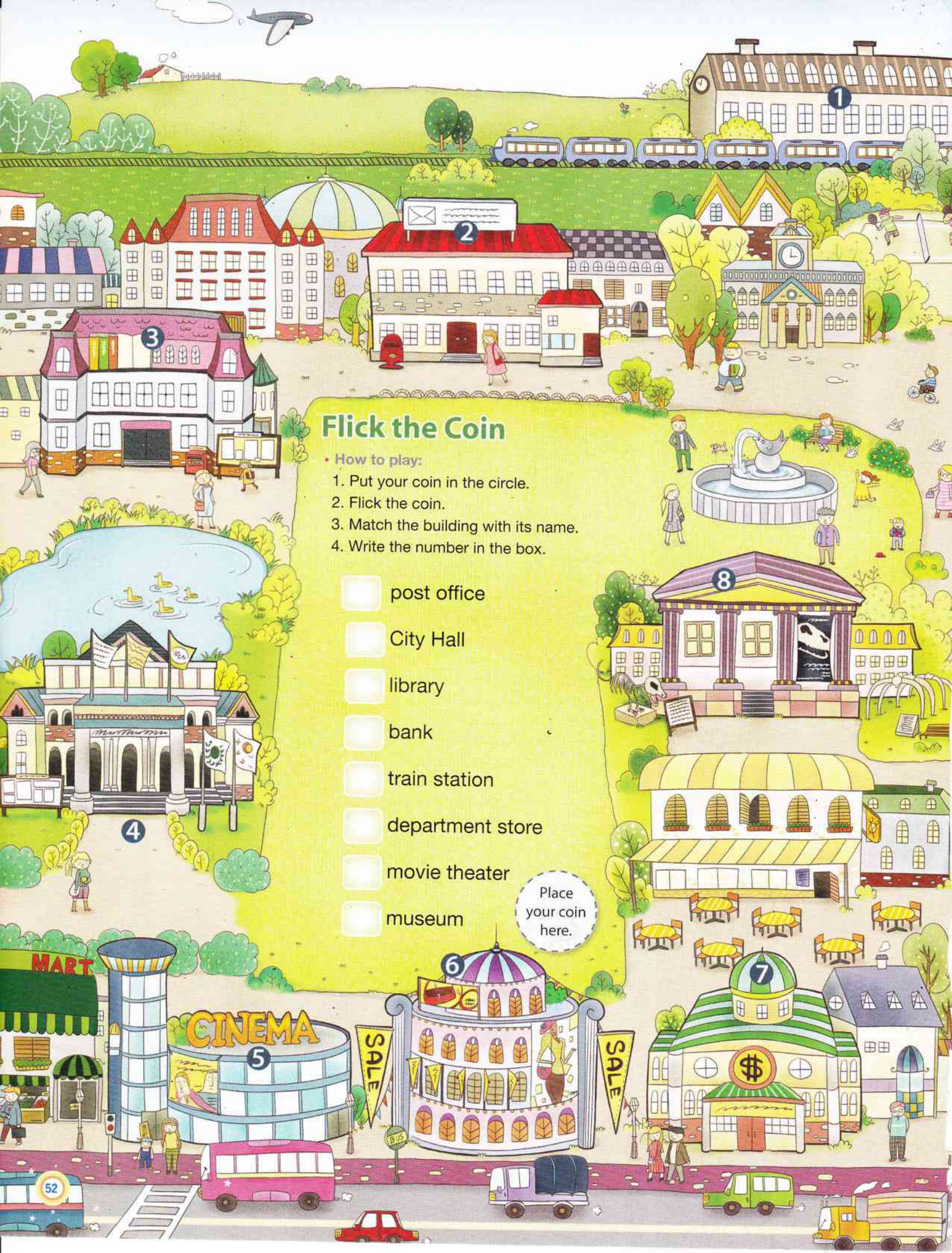
• ~s shows two or more things.

- 1 This is .
- 2 There are .
- 3 There is .
- 4 We are .
- 5 It is .

B. Write **There is** or **There are**.

- 1 _____ a city hall in our city.
- 2 _____ buses in our city.
- 3 _____ cars in our city.
- 4 _____ tall buildings in our city.
- 5 _____ a big theater in our city.





Flick the Coin

• How to play:

1. Put your coin in the circle.
2. Flick the coin.
3. Match the building with its name.
4. Write the number in the box.

- post office
- City Hall
- library
- bank
- train station
- department store
- movie theater
- museum

Place
your coin
here.



4 Writing Practice

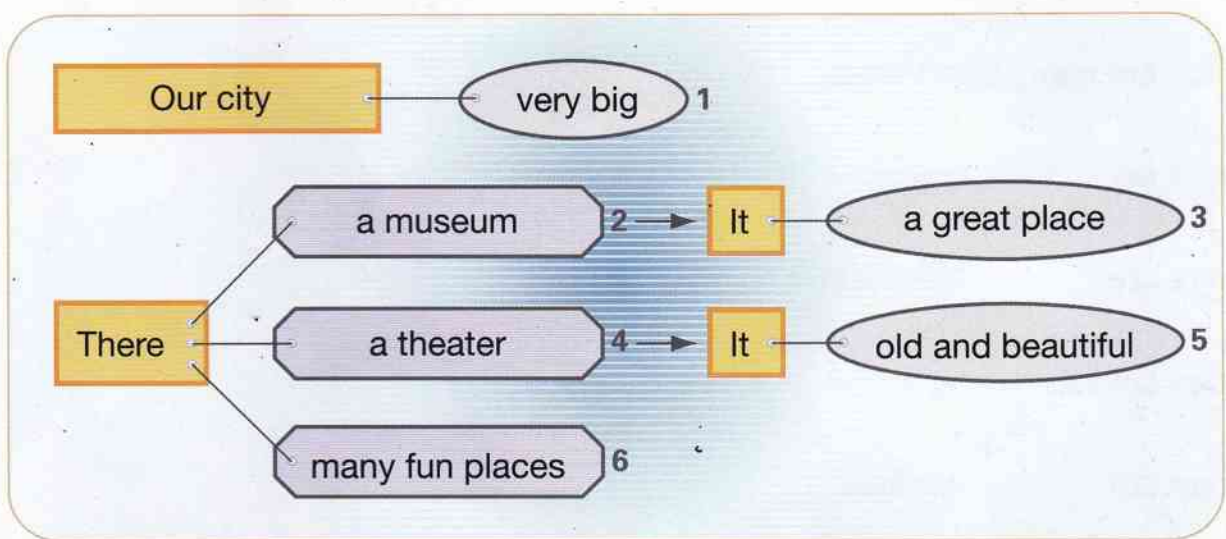
A. Write the words in the correct order.

1 our city / is / This / . _____

2 is / There / post office / a / . _____

3 tall / buildings / are / There / . _____

B. Look and write the sentence using the correct Be-verb.



1 _____

4 _____

2 There _____

5 _____

3 It _____

6 _____

C. Write your story.

Go to pages 22 and 23 in your workbook. Draw and write your story.

Neighborhood Stores

1 Warm Up

A. Choose and write the words.
Complete the story.

is are pretty fresh

The Open Market

The open market _____ a fun place.

There are many small tents.

There are colorful fruits.


There are _____ vegetables.

There are interesting toys.

There are _____ clothes.

There are fun things everywhere.

Children _____ excited at the market.



B. Write Yes or No..

1 Are there large tents?

2 Are there fruits and vegetables?

3 Are children sad at the market?



2 Word Practice

A. Look and match.



market


fruits

vegetables

clothes

food

things



B. Choose and write the word.

colorful

fresh

interesting

delicious

- 1 The rainbow is _____. It has seven colors.
- 2 These cookies are _____. I want some more!
- 3 This is an _____ book. I like it!
- 4 These are _____ vegetables. They aren't old.

3 Grammar Practice

A. Rewrite the underlined words with an apostrophe (').

I am = I'm

She is = She's

It is = It's

They are = They're

• (') shows the omission of one or more letters.

1 It is a tall building.



It's a tall building.

2 He is my brother.



3 They are delicious apples.



4 I am happy today.



5 She is my English teacher.



B. Circle the correct word.

1 The market is a fun .

2 Children happy.

3 There many things.

4 is an interesting book.

5 The museum is the town center.

6 There are two .

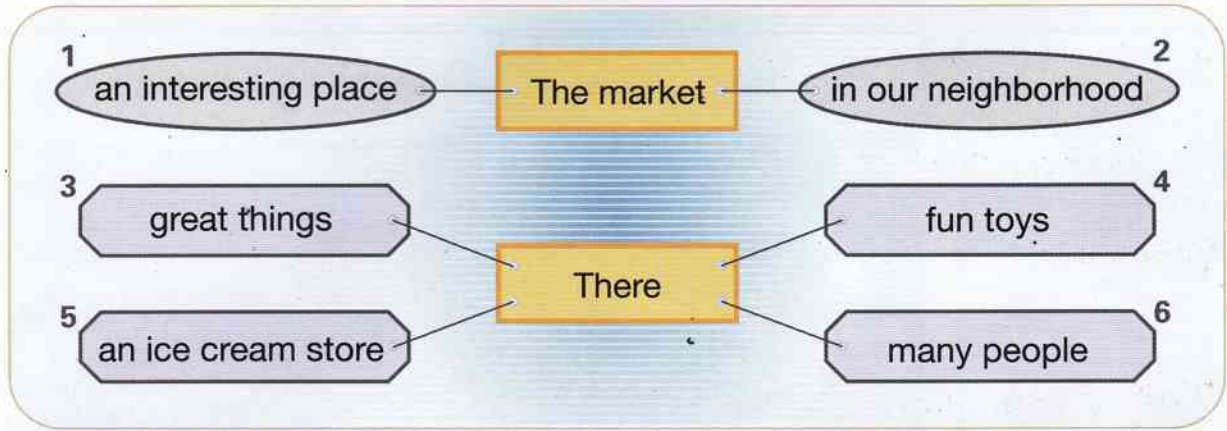


4 Writing Practice

A. Write the words in the correct order.

- 1 are / many / There / stores / . _____
- 2 It / a / place / wonderful / is / . _____
- 3 There / fun / are / things / . _____
- 4 very / Children / are / excited / . _____

B. Look and write the sentence using the correct Be-verb.



- 1 The market _____ 4 _____
- 2 It _____ 5 _____
- 3 There _____ 6 _____


C. Write your story.


Go to pages 24 and 25 in your workbook. Draw and write your story.



J AND J

Under the Bed





1 Warm Up

A. Choose and write. Complete the comic on pages 58 and 59.

Sentences for Page 58

- I am scared.
- It is noisy.
- My name is Jacob.

Sentences for Page 59

- His name is Benny.
- Look under the bed, Jacob.
- It's an old sandwich.

B. Read and match.

1 Janice and Jacob are...

...noisy.

2 Larry is...

...detectives.

3 The hamster is...

...scared.

C. Check True or False.

1 There is an alien under the bed.

True

False

2 There is a monster under the bed.

True

False

3 There is an old sandwich under the bed.

True

False

4 There is a hamster under the bed.

True

False



2 Writing Practice

A. Write the words in the correct order.

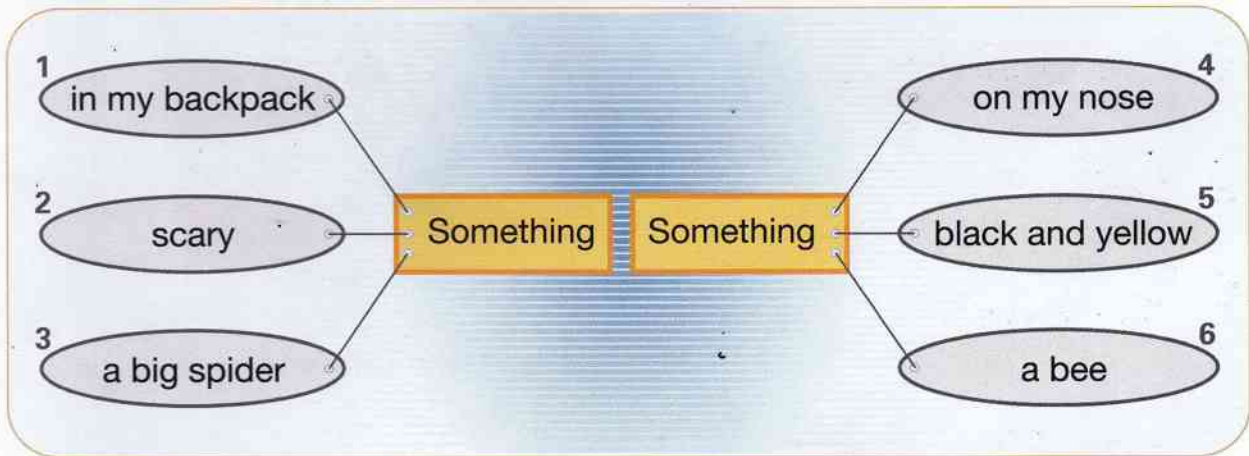
1 under / Something / bed / is / my / . _____

2 an / It / sandwich / is / old / . _____

3 an / Is / sandwich / it / alien / ? _____

4 is / His / name / Benny / . _____

B. Look and write the sentence using the correct Be-verb.



1 Something _____

4 _____

2 It _____

5 _____

3 _____

6 _____

C. Write the summary of the comic.

Go to pages 26 and 27 in your workbook. Draw and write the summary.



Fun Writing Project

3

➤➤ Make a postcard and write to a pen pal friend.

● **Step 1**

Cut a sheet of construction paper in half (about 20cm x 14cm).

● **Step 2**

On one side, draw a picture of your neighborhood.

● **Step 3**

On the other side, write a short letter to your pen pal friend. (Tell your pen pal friend about where you live.)



From: Kelly Han



To: Pen Pal Friend



Dear Pen Pal Friend,

Hello.

My name is Kelly.

I live in a small town.

It is a pretty town.

There are many interesting things.

There is a wonderful toy museum.

There is a fun children's park.

Please write me soon.

Kelly



UNIT 4

My Favorites



LESSON 1 My Favorite Character



LESSON 2 My Favorite Toy



LESSON 3 My Favorite Animal



LESSON 4 My Favorite Place



MY FIRST WRITING 1

- Unit 1 My Family and Friends
- Unit 2 My Places
- Unit 3 Our Town
- Unit 4 My Favorites
- Unit 5 Activities
- Unit 6 School Fun



LESSON 1

My Favorite Character

1 Warm Up

A. Choose and circle.
Complete the story.

A Boy Wizard

Harry Potter is my favorite book character.

(He / She) is a very interesting boy.

Harry is a wizard.

He is 12 (year / years) old.

He is smart and brave.

He (have / has) black glasses.

He doesn't have parents.

He has wonderful friends (on / at) school.

B. Check True or False.

1 Harry is a wizard.

True

False

2 Harry is 10 years old.

True

False

3 Harry has good friends.

True

False

2 Word Practice

A. Choose and complete the sentences. Discuss your choices.

brave

pretty

smart

square

strong

tiny

costume

stepmother

hair

face

skin

wand



1 Hermione is _____.

She has long red _____.



2 Sponge Bob is _____.

He has a yellow _____.



3 Tinkerbell is _____.

She has a magic _____.



4 Shrek and Fiona are _____.

They have green _____.



5 Spiderman is _____.

He has a blue and red _____.




6 Cinderella is _____.

She has a bad _____.

3 Grammar Practice

A. Look and write have or has.



- 1 The girl _____ long hair. 2 My parents _____ a new car.
 3 The shirt _____ a pocket. 4 The boy _____ a soccer ball.
 5 The eagle _____ large wings. 6 The rabbits _____ long ears.

B. Circle the number and say the sentences. Discuss your choices.

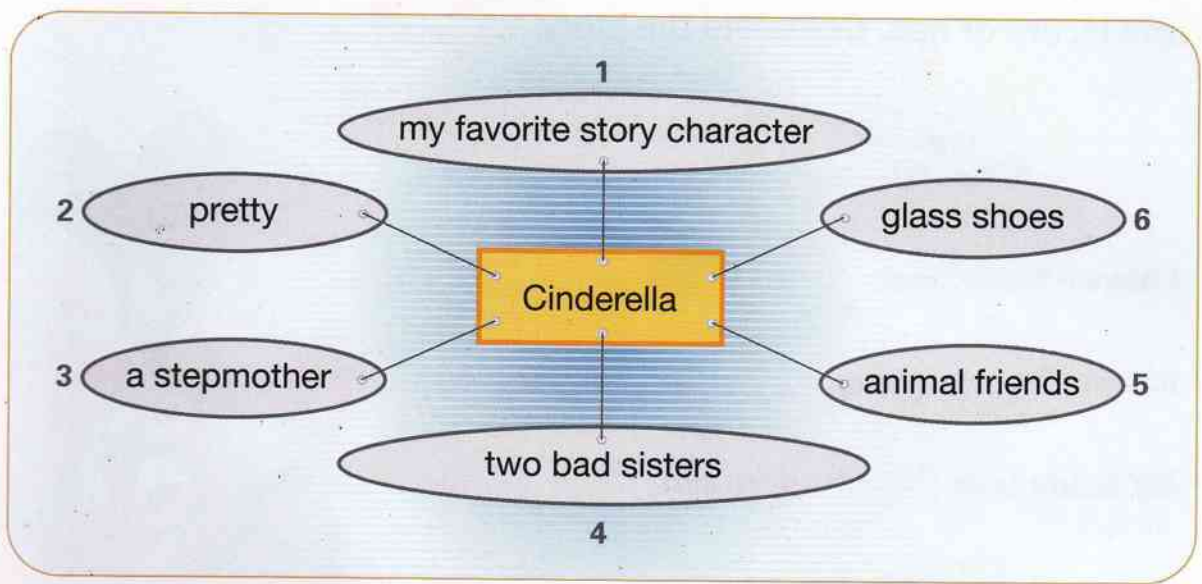


- 1 I can make (1 2 3) sentence(s) with "I."
 2 I can make (1 2 3) sentence(s) with "John."
 3 I can make (1 2 3) sentence(s) with "They."

Total Number of Sentences

4 Writing Practice

A. Look and write the sentence using **is** or **has**.



- 1 Cinderella

- 2 She

- 3

- 4

- 5

- 6

B. Write your story.

Go to pages 30 and 31 in your workbook. Draw and write your story.

My Favorite Toy

1 Warm Up

A. Write **is**, **are** or **has**. Complete the story.

My Cute Teddy Bear

I have a teddy bear.

It is my favorite thing.

My teddy bear _____ very soft.

It _____ brown hair.

It _____ lovely eyes.

It has a cute nose.

Its hands and feet _____ small.

It is always happy.



B. Write **Yes** or **No**.

1 Is Ella's teddy bear soft?

2 Does Ella's teddy bear have black hair?

3 Is Ella's teddy bear always happy?

2 Word Practice

➤➤ Go to page 70. Play the game.

3 Grammar Practice

A. Look and write **is, are, have or has.**

1



The boys _____ soccer balls.

They _____ black and white.

2



The girl _____ long hair.

It _____ brown.

3



The puppy _____ very cute.

It _____ short legs.

4



These _____ new bikes.

They _____ Mary's and Sara's.

5



We _____ a big house.

It _____ many windows.

B. Write **Its** or **Their**.

1 Look at the elephants. _____ ears are big.

2 Look at the book. _____ cover is gold.

3 Look at the house. _____ roof is red.

4 Look at the white rabbits. _____ eyes are red.



Rock-Paper-Scissors

How to play:

1. Do rock-paper-scissors with a partner.
2. The winner chooses a word and writes it in the correct place.
3. Play until all the blanks are filled.

Word Bank

robot

bike

cell phone

doors

green

buttons

feet

wheels

camera

head

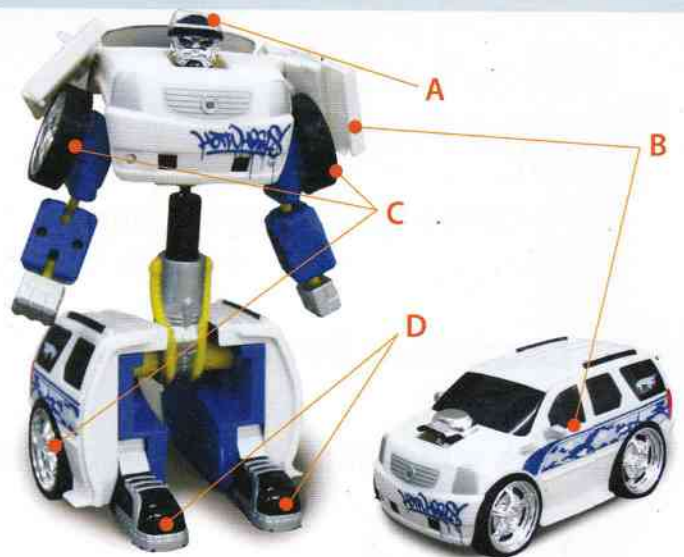
pedals

rectangular

wheels

seat

screen



1 This is a _____.

A. It has a small _____.

B. It has car _____.

C. It has four _____.

D. It has two _____.



2 This is a _____.

A. It is _____.

B. It has a _____ lens.

C. It has a big _____.

D. It has many _____.



3 This is a _____.

A. It is _____.

B. It has a black _____.

C. It has two _____.

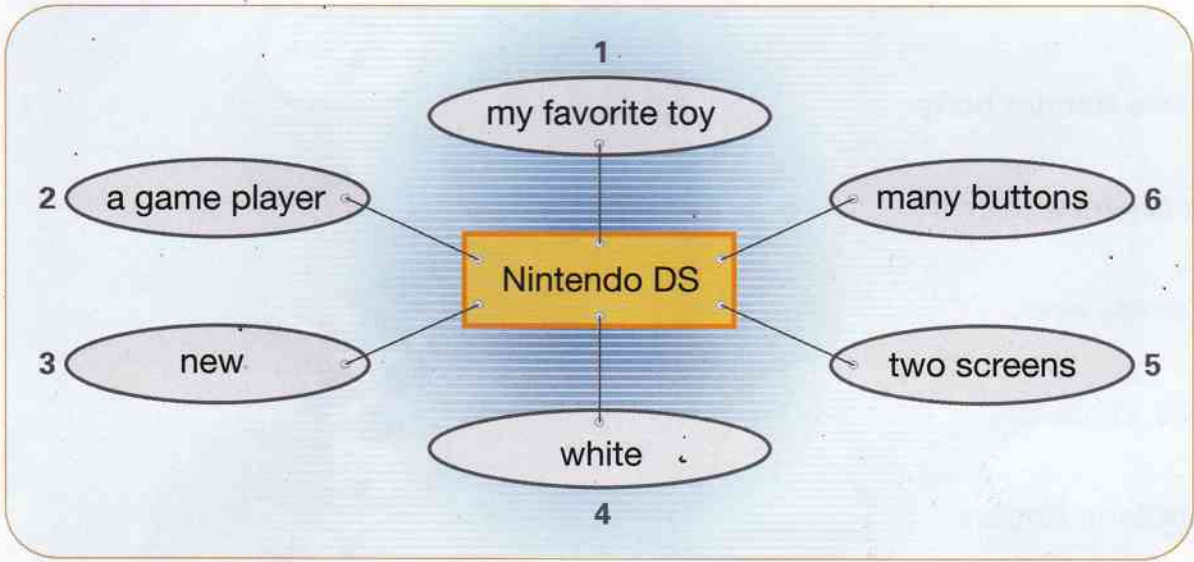
D. It has small _____.

4 Writing Practice

A. Write the words in the correct order.

- 1 new / My brother / a / toy / has / . _____
- 2 colorful / are / There / buttons / . _____
- 3 The game player / games / many / has / . _____

B. Look and write the sentence using is or has.



- | | |
|---------------------|---------|
| 1 Nintendo DS _____ | 4 _____ |
| 2 It _____ | 5 _____ |
| 3 _____ | 6 _____ |

C. Write your story.

Go to pages 32 and 33 in your workbook. Draw and write your story.

My Favorite Animal

1 Warm Up

A. Choose and write the sentences. Complete the story.

- My favorite animal is a lemur.
- It has long legs.

Ring-Tailed Lemur

It has a slender body.

It is brown and gray.

It has big eyes.

It has a long tail.

It has long fingers.

It likes fruit, flowers and leaves.



B. Write Yes or No.

1 Does a lemur have a short tail?

2 Are the lemur's fingers long?

2 Word Practice

A. Choose and complete the sentence.

dolphin

tiger

cheetah

monkey

zebra

eagle

fins


teeth

spots

arms

stripes

wings



1

It's a _____.

It has black _____.



2

It's an _____.

It has big _____.



3

It's a _____.

It has sharp _____.



4

It's a _____.

It has strong _____.



5

It's a _____.

It has long _____.



6

It's a _____.

It has black and white _____.


3 Grammar Practice

A. Rewrite the sentence using the adjective.

- 1 long It has a neck. → It has a long neck.
- 2 short It has a tail. → _____
- 3 big It has wings. → _____
- 4 small It has a body. → _____
- 5 black They have spots. → _____
- 6 white They have stripes. → _____
- 7 sharp They have teeth. → _____
- 8 smooth They have skin. → _____

B. Choose and circle the correct word.

- 1 You are / have a happy face.
- 2 There are / have books on the desk.
- 3 My mom is / has a new car.
- 4 My sister is / has a red bike.
- 5 There is / has a pen under the chair.
- 6 My brothers are / have short hair.

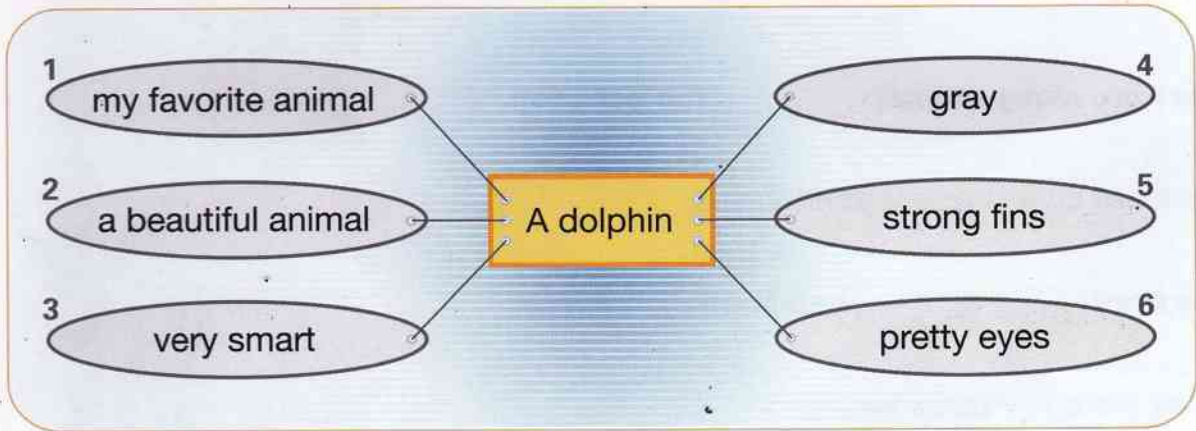


4 Writing Practice

A. Write the words in the correct order.

- 1 Lemurs / long / have / tails / . _____
- 2 are / eyes / beautiful / Their / . _____
- 3 fins / strong / Dolphins / have / . _____

B. Look and write the sentence using **is** or **has**.



- | | |
|---|--|
| <p>1 _____</p> <p>2 It _____</p> <p>3 _____</p> | <p>4 _____</p> <p>5 _____</p> <p>6 _____</p> |
|---|--|

C. Write your story.

Go to pages 34 and 35 in your workbook. Draw and write your story.

1 Warm Up

A. Choose and write the words.
Complete the story.

little shopping mall interesting in

Pet Shop

The pet shop is my favorite place.

It is in the _____.

There are many animals _____ the pet shop.

There are cute puppies and kittens.

There are _____ hamsters.

There are noisy birds too.

The animals are very _____.

I like the pet shop very much.

B. Read and match.

- | | | | | |
|---|---------------------------|---|---|----------------------|
| 1 | Ella likes... | • | • | ...very interesting. |
| 2 | There are many animals... | • | • | ...in the pet shop. |
| 3 | The animals are... | • | • | ...the pet shop. |

2 Word Practice

A. Look, choose and write.

library

playground

park

toy store

museum

zoo

animals

books

toys

swings

pictures

picnic tables



This is a _____.

There are some _____.



This is a _____.

There are fun _____.




This is an art _____.

There are old _____.



This is a _____.

There are _____ and slides.



This is a _____.

There are many _____.



This is a _____.

There are interesting _____.

3 Grammar Practice

A. Write There is or There are.

1



_____ a small pond in the park.

2



_____ colorful birds in the zoo.

3



_____ a sandbox in the playground.

4



_____ interesting robots in the toy store.

5



_____ many people in the museum.

6



_____ desks and tables in the library.

B. Write They or It.

1



I have a new book. _____ is a good book.

2



My friend has two dogs. _____ are smart.

3



These are my mom's cookies. _____ are great.

4



There is a clock. _____ is on the wall.

5



This is my brother's bike. _____ is old.

6



There is a comic book on the table. _____ is fun.



4 Writing Practice

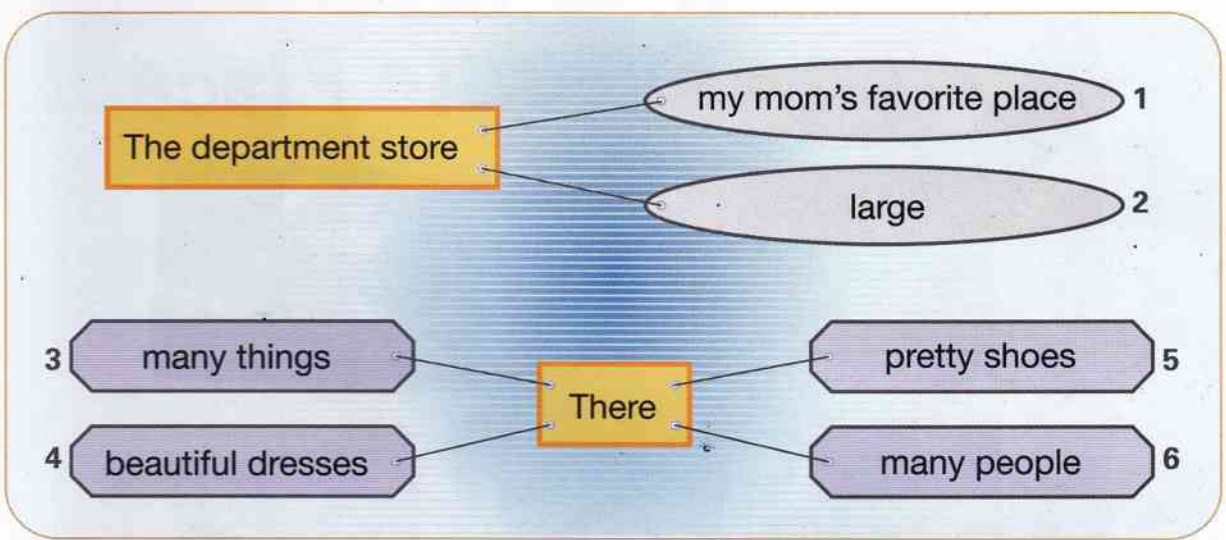
A. Write the words in the correct order.

1 a / fun / The park / is / place / .

2 There / many / ducks / are / .

3 My grandma / a / big / has / garden / .

B. Look and write the sentence using the correct Be-verb.



1 _____

4 _____

2 It _____

5 _____

3 There _____

6 _____

C. Write your story.

Go to pages 36 and 37 in your workbook. Draw and write your story.

Fun Writing Project

4

»» Make a poster of your family's favorite place.

- **Step 1** Prepare a sheet of colored construction paper.
- **Step 2** Draw your family's favorite place or glue on a picture.
- **Step 3** Write about your family's favorite place.

My Family's

created by Mary Kim

Favorite Place



This is Central Park.
It is my family's favorite place.
We are at the park on Sundays.
There are many things at the park.
There is a small pond.
There are many ducks and squirrels.
We like Central Park very much.



UNIT 5

Activities

LESSON 1 My Day



LESSON 2 My Dad's Day



LESSON 3 After School Activities



LESSON 4 Weekend Activities



MY FIRST WRITING 1

Unit 1 My Family and Friends
Unit 2 My Places
Unit 3 Our Town
Unit 4 My Favorites
Unit 5 Activities
Unit 6 School Fun



1 Warm Up

A. Choose and write the words. Complete the story.

do play go am

My Busy Day

I _____ busy every day.

I get up at 7 o'clock.

I eat breakfast.

I _____ to school.

I study math and English.

I _____ with my friends.

I come home.

I _____ my homework.



B. Read and match.

1 I eat...

...math and English.

2 I study...

...breakfast.

2 Word Practice

A. Choose and complete the sentence.

get up

study

wash

do

eat

go

1



2



3



4



5



6



1 I _____ my face.

2 We _____ our homework.

3 I _____ English.

4 We _____ breakfast.

5 I _____ at 7 o'clock.

6 We _____ to school at 8 o'clock.

B. Choose and write.

o'clock

hands

park

apples

math

1 I wash my _____ before lunch.

2 My friends and I go to the _____ after school.

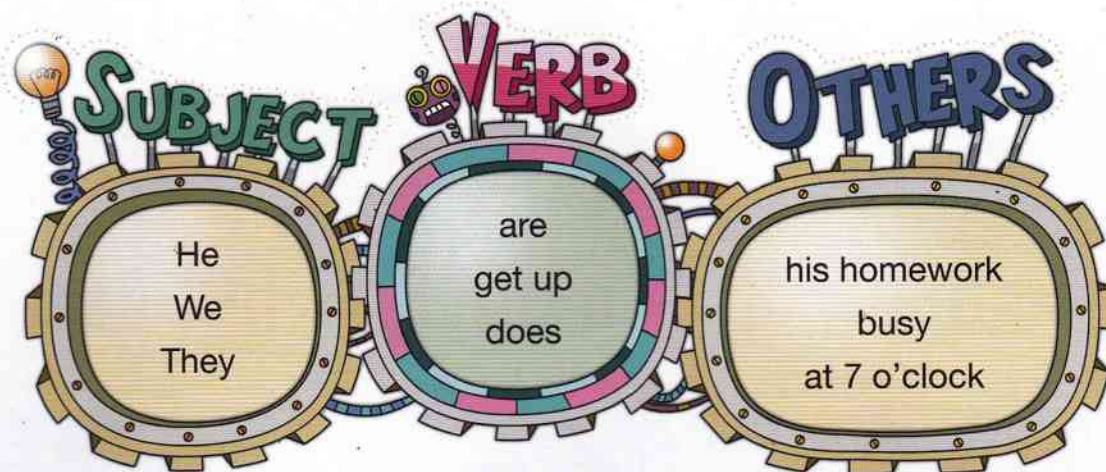
3 They eat _____ every morning.

4 We come back home at 3 _____.

5 We study _____ and English at school.

3 Grammar Practice

A. Circle the number and say the sentences. Discuss your choices.



- 1 I can make (1 2 3) sentence(s) with "He."
- 2 I can make (1 2 3) sentence(s) with "We."
- 3 I can make (1 2 3) sentence(s) with "They."

Total Number
of Sentences

B. Rewrite the sentence using the word(s) on the left.

- 1 at 6 o'clock They get up. → They get up at 6 o'clock.
- 2 am I busy. → _____
- 3 have We new shoes. → _____
- 4 to the store They go. → _____
- 5 pizza We like. → _____
- 6 is My dad at home. → _____
- 7 my face I wash. → _____
- 8 eat I breakfast. → _____

4 Writing Practice

A. Write the words in the correct order.

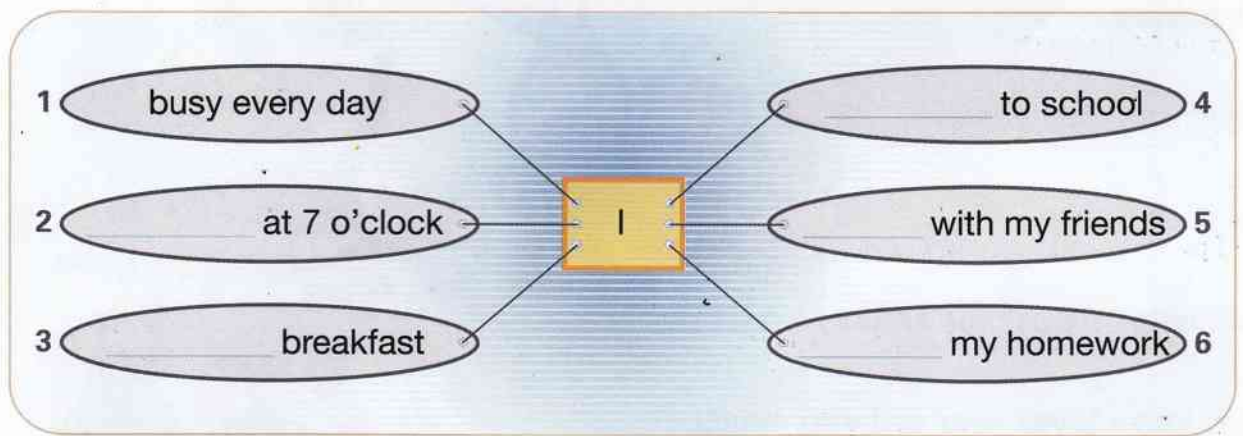
1 get up / We / at 8 o'clock / . _____

2 We / cereal / eat / . _____

3 go / I / school / to / . _____

B. Choose and complete the chart. Write the sentence. Use a Be-verb when necessary.

play go eat get up do



1 _____

4 _____

2 _____

5 _____

3 _____

6 _____

C. Write your story.

Go to pages 38 and 39 in your workbook. Draw and write your story.

My Dad's Day

1 Warm Up

A. Choose and circle. Complete the story.

My Dad's Day

My dad is an inventor.

He (make / makes) interesting things.

He (work / works) at home every day.

He is busy.

He cleans the house.

He cooks.

He (help / helps) me and my brothers.

We (love / loves) our dad very much.



B. Check True or False.

1 Ella's dad is at home every day.

True

False

2 Ella's dad is a doctor.

True

False

3 Ella's dad makes things.

True


False

2 Word Practice

➤➤ Go to page 88. Play the game.

3 Grammar Practice

A. Circle the number and say the sentences. Discuss your choices.



- 1 I can make (1 2 3) sentence(s) with "I."
- 2 I can make (1 2 3) sentence(s) with "Tom."
- 3 I can make (1 2 3) sentence(s) with "They."

Total Number
of Sentences

B. Choose and write the correct form of the verb.

- 1 I _____ my bed in the morning.
- 2 Andy _____ his room.
- 3 My mom _____ at 6 o'clock.
- 4 They _____ to school together.
- 5 Tom's dad _____ at the bank.
- 6 My teacher _____ the books to us.



Maze

Follow the maze and fill in the blanks.

1 He _____
the _____



2 He _____
his _____



3 She _____



cleans

house

car

dinner

cooks

washes

does

work

goes

laundry

snacks

makes

4 She _____
the _____



5 She _____
to _____



6 He _____





4 Writing Practice

A. Write the words in the correct order.

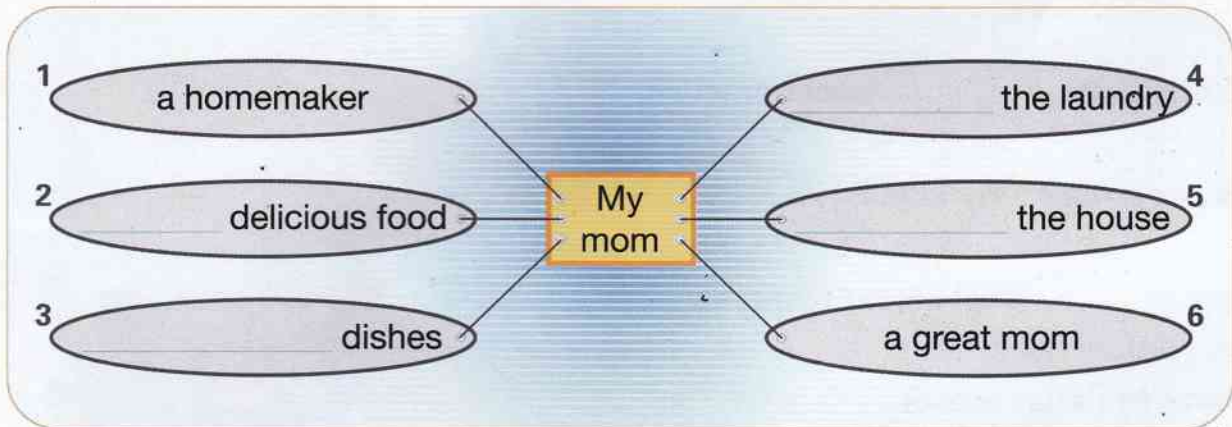
1 Andy / comic books / reads / .

2 reads / the / He / newspaper / .

3 My mom / good / makes / snacks / .

B. Choose and complete the chart. Write the sentence. Use a Be-verb when necessary.

cleans	cooks	does	washes
--------	-------	------	--------



1 My mom _____

4 _____

2 She _____

5 _____

3 _____

6 _____

C. Write your story.

Go to pages 40 and 41 in your workbook. Draw and write your story.

After School Activities

1 Warm Up

A. Write **are**, **do**, **have**, or **like**. Complete the story.

Fun after School

We _____ fun things after school.

I have a ballet lesson.

I _____ dancing very much.

I am a good dancer.

Finn and Cody _____ soccer practice.

They like soccer very much.

They _____ great soccer players.

We have fun after school.



B. Write **Yes** or **No**.

1 Do they have fun after school? _____

2 Does Ella have soccer practice? _____

3 Do Finn and Cody like soccer? _____

2 Word Practice

A. Choose and complete the sentence.

basketball

lesson

games

English

swimming

ballet

1



2



3



4



5



6



1 I have a _____ class.

2 The girls go _____.

3 She has a piano _____.

4 They study _____ at school.

5 The boys play _____.

6 He plays computer _____.

B. Choose and write the word.

watch

do

have

after

1 We play at the playground _____ school.

2 We _____ cartoons in the living room.

3 We _____ snacks at home.

4 We _____ our homework.

3 Grammar Practice

A. Look and write the correct verb.

1



is / play

This _____ a soccer field.

The boys _____ soccer after school.

2



is / have

This _____ our music room.

We _____ singing practice after school.

3



are / read

The girls _____ books after school.

There _____ many books in the library.

4



is / has

This _____ a swimming pool.

Amy _____ a swimming lesson after school.

5



have / has

Our school gym _____ a basketball court.

We _____ basketball practice after school.

B. Choose and write the verb. Discuss your choices.

are have read study

1 We _____ in the classroom.

2 We _____ English.

3 We _____ English books every day.

4 We _____ a fun class every day.



4 Writing Practice

A. Write the words in the correct order.

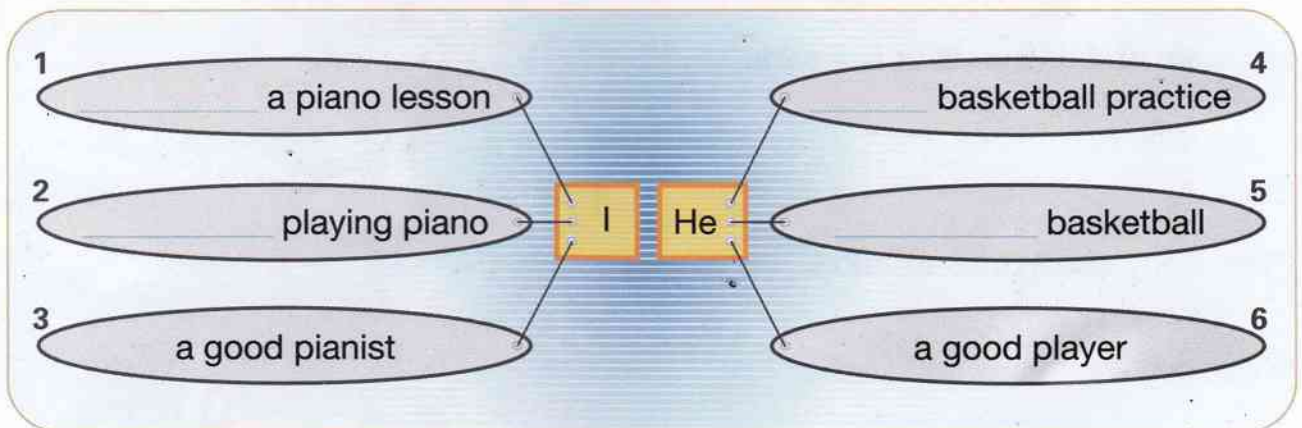
1 do / We / fun things / school / after / . _____

2 like / dancing / I / . _____

3 have / a / I / ballet lesson / today / . _____

B. Choose and complete the chart. Write the sentence and discuss your choices. Use a Be-verb when necessary.

like likes play plays have has



1 _____

4 _____

2 _____

5 _____

3 _____

6 _____

C. Write your story.

Go to pages 42 and 43 in your workbook. Draw and write your story.

Weekend Activities

1 Warm Up

A. Choose and write the sentences. Complete the story.

- We have lunch on the grass. They like walking.

Fun at the Park

We usually go to the park on Sundays.

We have fun at the park.

My mom and dad walk at the park.

Finn, Cody and I ride our bikes.

We watch the ducks.

We play badminton.



B. Check True or False.

1 Ella's mom and dad like walking.

True

False

2 Ella's family has lunch at home.

True

False

2 Word Practice

A. Choose and write the correct form of the verb.

stay

go

read

eat out

do

cook



1 We _____ home.

2 He _____ his homework.

3 We _____ at a restaurant.

4 I _____ a book.

5 We _____ to the movies.

6 My mom _____ breakfast.

B. Choose and write the word.

bikes

games

mall

lunch

grandma

1 We visit our _____ on Sundays.

2 They ride their _____ at the park.

3 My dad makes a delicious _____ on Sundays.

4 We go shopping at the _____.

5 We play _____ together.

3 Grammar Practice

A. Choose and write the correct form of the verb.

- 1 watch / watches / are / is We _____ TV together.
- 2 walk / walks / am / is They _____ at the park.
- 3 read / reads / are / is Amy _____ my friend.
- 4 have / has / are / is My mom and dad _____ happy.
- 5 play / plays / am / is My friend and I _____ at my house.
- 6 visit / visits / are / is My grandma _____ our house.

B. Rewrite the sentence using the word(s) on the left.

- 1 on Sundays They go shopping.

→ _____

- 2 reads My dad the newspaper.


→ _____

- 3 to the park We go every day.

→ _____

- 4 fun I have at the park.

→ _____





4 Writing Practice

A. Write the words in the correct order.

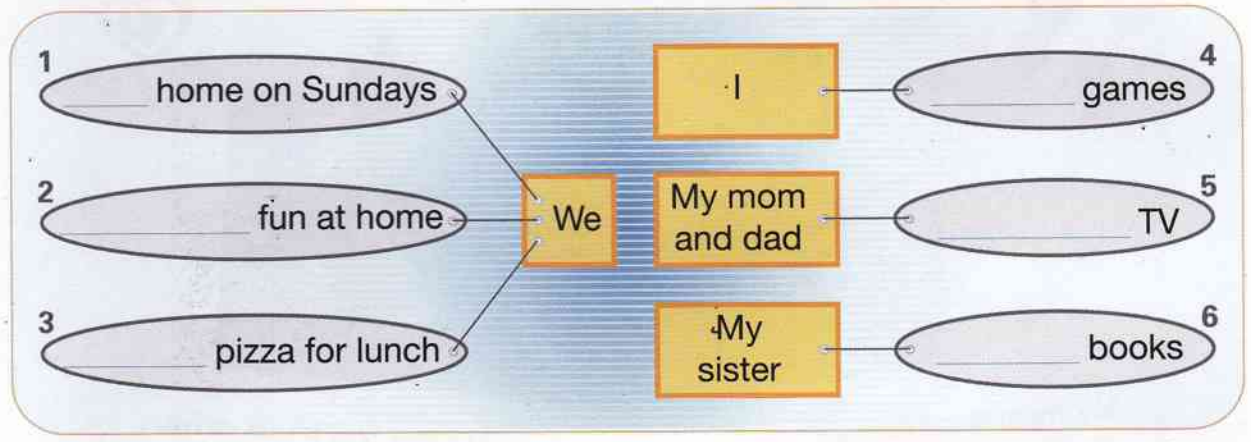
1 We / our / visit / grandparents / . _____

2 play / with / I / my dog / . _____

3 to / They / go / the movies / . _____

B. Choose and complete the chart. Write the sentence.

have	play	reads	stay	watch	eat
------	------	-------	------	-------	-----



1 _____

2 _____

3 _____

4 _____

5 _____

6 _____

C. Write your story.

Go to pages 44 and 45 in your workbook. Draw and write your story.




Fun Writing Project

5

»» Make a scrapbook about your parents.

- **Step 1** Prepare a sheet of colored construction paper.
- **Step 2** Fold the paper in half.
- **Step 3** Glue on the pictures of your mom and dad.
- **Step 4** Write about what they do.



My mom is a teacher.
She works at a kindergarten.
She likes children a lot.
She is busy every day.
She comes home in the afternoon.
She cleans the house.
She cooks for us.
She helps me with my homework too.
She is a great mom.

My dad is a truck driver.
He drives his truck every day.
He likes his work.
He helps my mom at home.
He makes breakfast.
He does the dishes.
He plays with us.
He tells us great stories.
He is a great dad.

UNIT 6

School Fun

LESSON 1 School Fun



LESSON 2 A Talent Show



LESSON 3 A School Field Trip



LESSON 4 Adventures of J & J:
- The Lake Monster -



MY FIRST WRITING 1

Unit 1 My Family and Friends
Unit 2 My Places
Unit 3 Our Town
Unit 4 My Favorites
Unit 5 Activities
Unit 6 School Fun



School Fun

1 Warm Up

A. Choose and write the sentences. Complete the story.

- We have fun at recess.
- It is after lunch.

School Fun

I like recess.

My friends and I go out and play.

We play hide-and-seek.

We play tag.

We jump rope.

We run around.



B. Write Yes or No.

- 1 Is recess before lunch?
- 2 Do they play tag at recess?
- 3 Do they have fun at recess?

2 Word Practice

A. Choose and complete the sentence.

lunch hour
play
soccer
eat



- 1 The _____ is at 12 o'clock. 2 We _____ lunch in the cafeteria.
3 We go out and _____ after lunch. 4 We play _____.

gym
basketball
jump rope
run



- 5 We like _____ class at school. 6 We _____ around in the gym.
7 We _____ in the gym. 8 We play _____ too.

art
paint
make
draw



- 9 We like _____ class at school. 10 We _____ pictures.
11 We _____ pictures. 12 We _____ things with clay.

3 Grammar Practice

A. Write the correct form of the verb.

- 1 Amy and I _____ fun at school.
- 2 Tom _____ soccer with his friends.
- 3 We _____ English and math at school.
- 4 Ken _____ fun things in his art class.
- 5 Dan _____ a ham sandwich for lunch.
- 6 They _____ books in the school library.
- 7 My teacher _____ green tea.

B. Check the mistake and correct it.

- 1 Amy plays the piano. → plays
- 2 We has fun at school. → _____
- 3 They practices basketball. → _____
- 4 They is great players. → _____
- 5 She have long hair. → _____
- 6 There is two birds. → _____
- 7 Ken like dancing. → _____



4 Writing Practice

A. Write the words in the correct order.

1 like / music / We / class / .

2 play / We / music / together / .

3 We / good / are / singers / .

B. Choose and complete the chart. Write the sentence. Use a Be-verb when necessary.

	draw	make	like	have	paint
1	We	art class	→	It	fun
3	pictures				
4	pictures		We		fun in art class
5	things				
6					

1 We _____

2 It _____

3 _____

4 _____

5 _____

6 _____

C. Write your story.

Go to pages 46 and 47 in your workbook. Draw and write your story.

A Talent Show

1 Warm Up

A. Choose and circle. Complete the story.

A Talent Show

We (are / have) a talent show at school today.

We are happy and excited.

We can (do / does) many things.

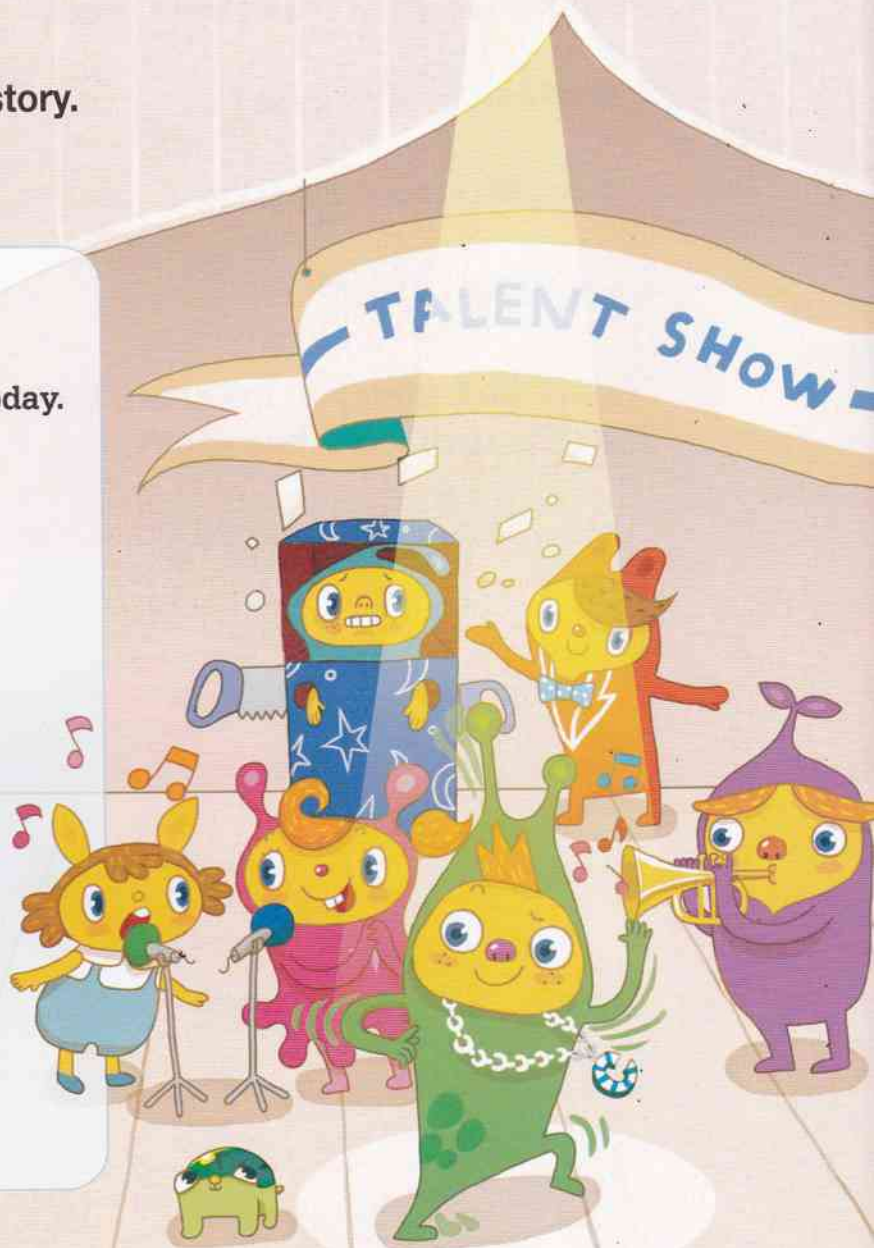
Cody can break dance.

Finn can (play / plays) the trumpet.

Dan and Trevor can do magic tricks.

Poly and I can (sing / sings).

It is a great show.



B. Check True or False.

1 The talent show is at the park.

True

False

2 Finn can play music.

True

False

3 Ella can't sing.

True

False



2 Word Practice

➤➤ Go to page 106. Play the game.



3 Grammar Practice

A. Read and match. Discuss your choices.

I
They **can** jump.
Ella

- | | | | |
|---|---|-------------------|-------------------------|
| 1 |  | A kangaroo... ○ | ○ ...can read. |
| 2 |  | The birds... ○ | ○ ...can swim. |
| 3 |  | The children... ○ | ○ ...can jump. |
| 4 |  | Dolphins... ○ | ○ ...can run. |
| 5 |  | A horse... ○ | ○ ...can fly. |
| 6 |  | I... ○ | ○ ...can write English. |

B. Rewrite the sentence using the word(s) on the left.

- | | | | | |
|---|-----------|-------------------|---|-------------------------------|
| 1 | can do | We many things. | ➔ | <u>We can do many things.</u> |
| 2 | are | Children excited. | ➔ | _____ |
| 3 | have | We a great show. | ➔ | _____ |
| 4 | at school | They are. | ➔ | _____ |



1



2



3



12

Action Board Game

How to play:

1. Roll the die.
2. Move your counter.
3. Match and write the letter.



- A She can sing.
- B She can jump high.
- C She can juggle.
- D She can ride a unicycle.
- E He can walk on the rope.
- F He can walk on his hands.
- G He can tell funny jokes.
- H He can do magic tricks.
- I They can break dance.
- J They can play music.
- K They can dance.
- L They can skateboard.



4



11



5



10



6



9



8



7

4 Writing Practice

A. Write the words in the correct order.

- 1 We / dance / can / . _____
- 2 play / My dad / the guitar / can / . _____
- 3 is / a / It / great / show / . _____

B. Choose and complete the chart. Write the sentence. Use a Be-verb when necessary.

have	can play	can do (x2)	can dance
1 a talent show today	We	Tom	music 4
2 excited		Mary	5
3 many things		I	magic tricks 6

- | | |
|------------|-------------|
| 1 We _____ | 4 Tom _____ |
| 2 _____ | 5 _____ |
| 3 _____ | 6 _____ |

C. Write your story.

Go to pages 48 and 49 in your workbook. Draw and write your story.

A School Field Trip

1 Warm Up

A. Choose and write the words. Complete the story.

can are on at

At the Amusement Park

We are _____ the amusement park today.

Poly and I _____ on the roller coaster.

We are scared.

Cody is on the trampoline.

He _____ jump high.

Finn is _____ the water slide.

He is wet.

Everyone is excited.

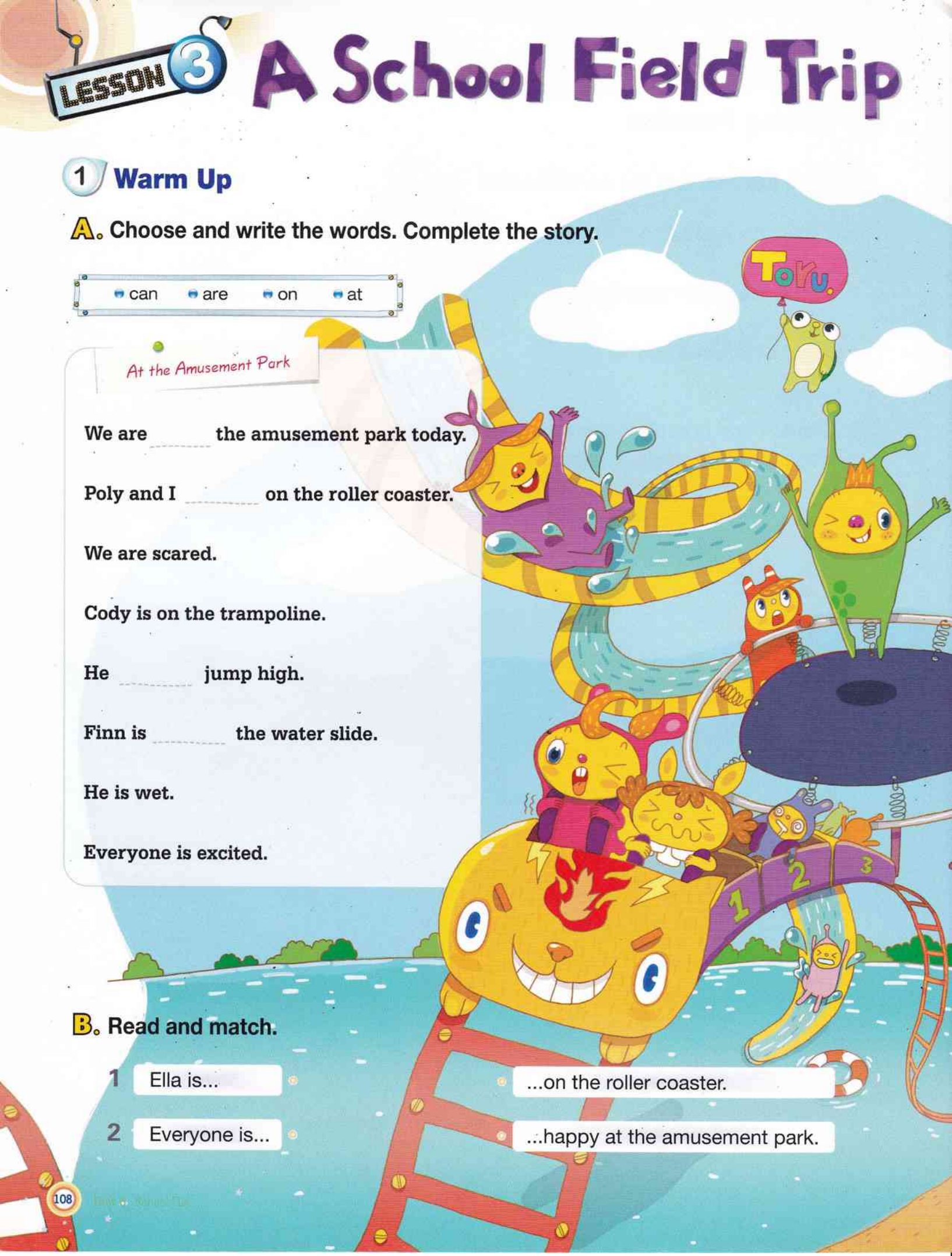
B. Read and match.

1 Ella is...

...on the roller coaster.

2 Everyone is...

...happy at the amusement park.



2 Word Practice

A. Choose and complete the sentences.

roller coaster water slide merry-go-round Ferris wheel trampoline bumper cars

scared

wet

goes round

go high

jump

bump



1 Tom is on the _____ . He can _____ high.

2 Cindy is on the _____ . She _____ and round.

3 The girls are on the _____ . They are _____ .



4 They are on the _____ . They are _____ .

5 They are on the _____ . They can _____ .

6 They ride _____ . They can _____ other cars.

3 Grammar Practice

A. Circle the number and say the sentences. Discuss your choice.



- 1 I can make (1 2 3) sentence(s) with "I."
- 2 I can make (1 2 3) sentence(s) with "Amy."
- 3 I can make (1 2 3) sentence(s) with "They."

Total Number of Sentences

B. Look and write at, in, on or under.



- 1 The children are _____ school.
- 2 They are _____ the roller coaster.
- 3 My dad is _____ the living room.
- 4 The boys are _____ the tree.
- 5 They are _____ the park.
- 6 The girl is _____ the swing.

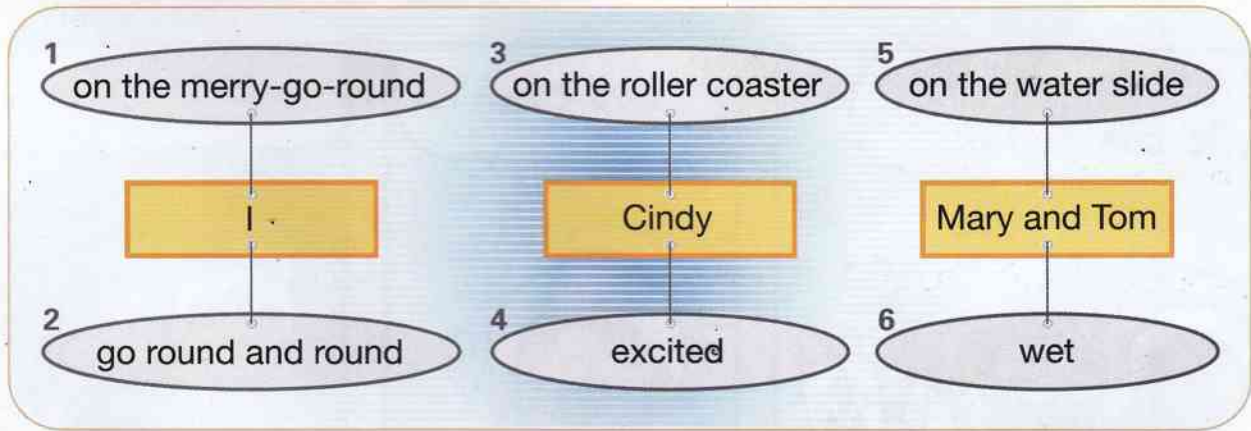


4 Writing Practice

A. Write the sentence using **is, are or can.**

- 1 They / on the roller coaster _____
- 2 The boy / jump high _____
- 3 She / scared _____
- 4 We / play the drums _____

B. Look and write the sentence. Use a **Be-verb** when necessary.



- 1 I _____
- 2 I _____
- 3 Cindy _____
- 4 She _____
- 5 Mary and Tom _____
- 6 They _____

C. Write your story.

Go to pages 50 and 51 in your workbook. Draw and write your story.



The Lake Monster



A monster lives in this lake.



Aye! It has a short neck and a huge green body.



Can it fly?



It can swim!

Why?




Let's catch it!



We need some bait.



Lake monsters don't like peanut butter sandwiches!



1 Warm Up

A. Choose and write. Complete the comic on pages 112 and 113.

Sentences for Page 112

- I have a peanut butter sandwich.
- No! It can't fly.
- I have a big net.

Sentences for Page 113

- That is a boot.
- The lake monster is coming.
- We have something in the net.

B. Number the sentences.

- | | | | |
|--------------------------|---------------------------------|--------------------------|----------------------------|
| <input type="checkbox"/> | Now we put the net in the lake. | <input type="checkbox"/> | We need some bait. |
| <input type="checkbox"/> | Let's catch the lake monster. | <input type="checkbox"/> | We have a boot in the net! |
| <input type="checkbox"/> | Let's put the fish in the net. | <input type="checkbox"/> | Let's pull up the net. |

C. Check True or False.

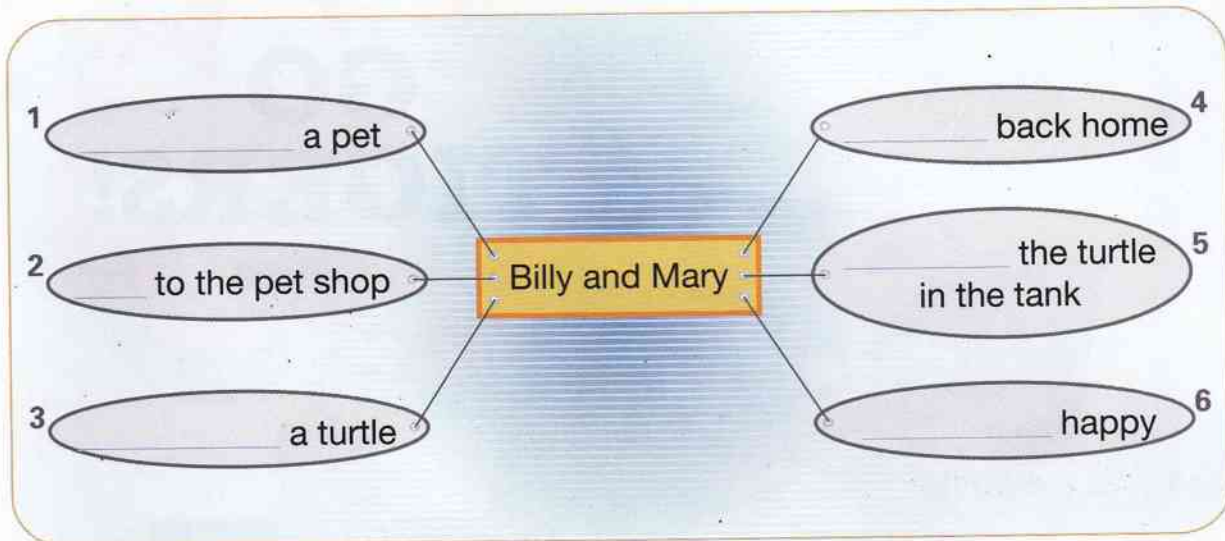
- | | | |
|---|-------------------------------|--------------------------------|
| 1 Janice wants to catch the lake monster. | <input type="checkbox"/> True | <input type="checkbox"/> False |
| 2 Lake monsters like fish. | <input type="checkbox"/> True | <input type="checkbox"/> False |
| 3 Janice and Jacob catch fish in the net. | <input type="checkbox"/> True | <input type="checkbox"/> False |
| 4 There is a real monster in the lake. | <input type="checkbox"/> True | <input type="checkbox"/> False |



2 Writing Practice

A. Choose and complete the chart. Write the sentence.

are buy come go put want



1 Billy and Mary

2 They

3

4

5

6

B. Write the summary of the comic.

Go to pages 52 and 53 in your workbook. Draw and write the summary.



Fun Writing Project

6

➤➤ Make a poster about your school sports team.

- **Step 1** Prepare a sheet of colored construction paper.
- **Step 2** Draw your school sports team on the top.
- **Step 3** Write about the team at the bottom.

**GO
TIGERS!**



The **TIGERS** are our school basketball team.

It is the best team in town.

There are great players on the team.

They can pass the ball.

They can throw the ball.

They can shoot the ball.

Come and watch their game on Sunday.



Blank page

Scope and Sequence

Unit	Lesson (Writing Topic)	Vocabulary	Grammar
1 My Family and Friends	1 My Brothers and I	<ul style="list-style-type: none"> • family • adjectives for describing people 	<ul style="list-style-type: none"> • present simple with <i>Be</i>
	2 My Mom and Dad	<ul style="list-style-type: none"> • occupations 	<ul style="list-style-type: none"> • present simple with <i>Be</i> • capitalization: sentences
	3 My Best Friend	<ul style="list-style-type: none"> • adjectives for describing people 	<ul style="list-style-type: none"> • demonstrative pronouns: this / that • capitalization: proper nouns
	4 My Pet	<ul style="list-style-type: none"> • animals and their body parts 	<ul style="list-style-type: none"> • possessive adjectives: his / her / its • present simple with <i>Be</i>
2 My Places	1 My Room	<ul style="list-style-type: none"> • things in a room • adjectives describing a room 	<ul style="list-style-type: none"> • prepositions: in / on / under • prepositional phrases with <i>Be</i>
	2 Our Living Room	<ul style="list-style-type: none"> • things in a living room 	<ul style="list-style-type: none"> • possessive adjectives: my / our / your • possessive nouns: Amy's
	3 My Classroom	<ul style="list-style-type: none"> • things in a classroom • adjectives describing a classroom 	<ul style="list-style-type: none"> • prepositions • grammar link and review
	4 The Playground	<ul style="list-style-type: none"> • things in a playground • adjectives describing feelings 	<ul style="list-style-type: none"> • punctuation: period (.) • punctuation: question mark (?)
3 Our Town	1 Our Neighborhood	<ul style="list-style-type: none"> • things in a neighborhood • adjectives describing places 	<ul style="list-style-type: none"> • there is / there are • adjective + noun
	2 Our Town	<ul style="list-style-type: none"> • buildings and places in a town 	<ul style="list-style-type: none"> • singular and plural nouns • there is / there are
	3 Neighborhood Stores	<ul style="list-style-type: none"> • things in a market • adjectives describing things 	<ul style="list-style-type: none"> • contractions of pronoun + <i>Be</i> • grammar link and review
	4 Adventures of J & J: Under the Bed (Comic)		

Unit	Lesson (Writing Topic)	Vocabulary	Grammar
4 My Favorites	1 My Favorite Character	<ul style="list-style-type: none"> • words related to famous characters • adjectives describing characters 	<ul style="list-style-type: none"> • have / has
	2 My Favorite Toy	<ul style="list-style-type: none"> • toys • words related to toys 	<ul style="list-style-type: none"> • have/has & present simple with <i>Be</i> • possessive adjectives: its / their
	3 My Favorite Animal	<ul style="list-style-type: none"> • wild animals • body parts and characteristics 	<ul style="list-style-type: none"> • adjective + noun • grammar link and review
	4 My Favorite Place	<ul style="list-style-type: none"> • places • things in places 	<ul style="list-style-type: none"> • there is / there are • subject pronouns: it / they
5 Activities	1 My Day	<ul style="list-style-type: none"> • action verbs and nouns related to daily routine 	<ul style="list-style-type: none"> • present simple with common verbs
	2 My Dad's Day	<ul style="list-style-type: none"> • action verbs and nouns related to daily activities 	<ul style="list-style-type: none"> • present simple with common verbs • prepositional phrases
	3 After School Activities	<ul style="list-style-type: none"> • nouns and verbs related to after school activities 	<ul style="list-style-type: none"> • comparing common verbs and <i>Be</i> in the present simple tense
	4 Weekend Activities	<ul style="list-style-type: none"> • nouns and verbs related to weekend activities 	<ul style="list-style-type: none"> • comparing common verbs and <i>Be</i> in the present simple tense
6 School Fun	1 School Fun	<ul style="list-style-type: none"> • nouns and verbs related to school activities 	<ul style="list-style-type: none"> • comparing common verbs and <i>Be</i> in the present simple tense
	2 A Talent Show	<ul style="list-style-type: none"> • verbs or phrases related to a talent show 	<ul style="list-style-type: none"> • helping verb: can • grammar link and review
	3 A School Field Trip	<ul style="list-style-type: none"> • nouns and verbs related to an amusement park 	<ul style="list-style-type: none"> • helping verb: can • prepositions: at, in, on, under
	4 Adventures of J & J: The Lake Monster (Comic)		

Don't worry. Just write it!

MY FIRST WRITING 1



MY FIRST WRITING

is a fun and easy writing series for young EFL beginners designed to help them develop sentence building skills. Throughout the series, students will learn to organize their ideas and practice writing sentences within a context of fun and interesting topics. They will also expand their writing tools such as vocabulary and grammar knowledge through fun activities. Upon finishing the **My First Writing** series, students will be equipped with basic writing skills for paragraph and essay writing.

Key Features

- An Interesting Family of Characters
- Familiar and Interesting Topics to Write About
- Useful Vocabulary in Meaningful Chunks
- Activities for Developing Sentence Building Skills
- Systematic Sentence Writing Practice using Graphic Organizers
- Fun Comics
- Various Writing Projects

Components

- Student Book 1 2 3
- Workbook 1 2 3
- Teacher's Manual 1 2 3



- Visit www.e-future.co.kr for downloadable resources; MP3 files, worksheets, and answer keys.

Also Available

For upper elementary school students, be sure to pick up My Next Writing!



124 000