

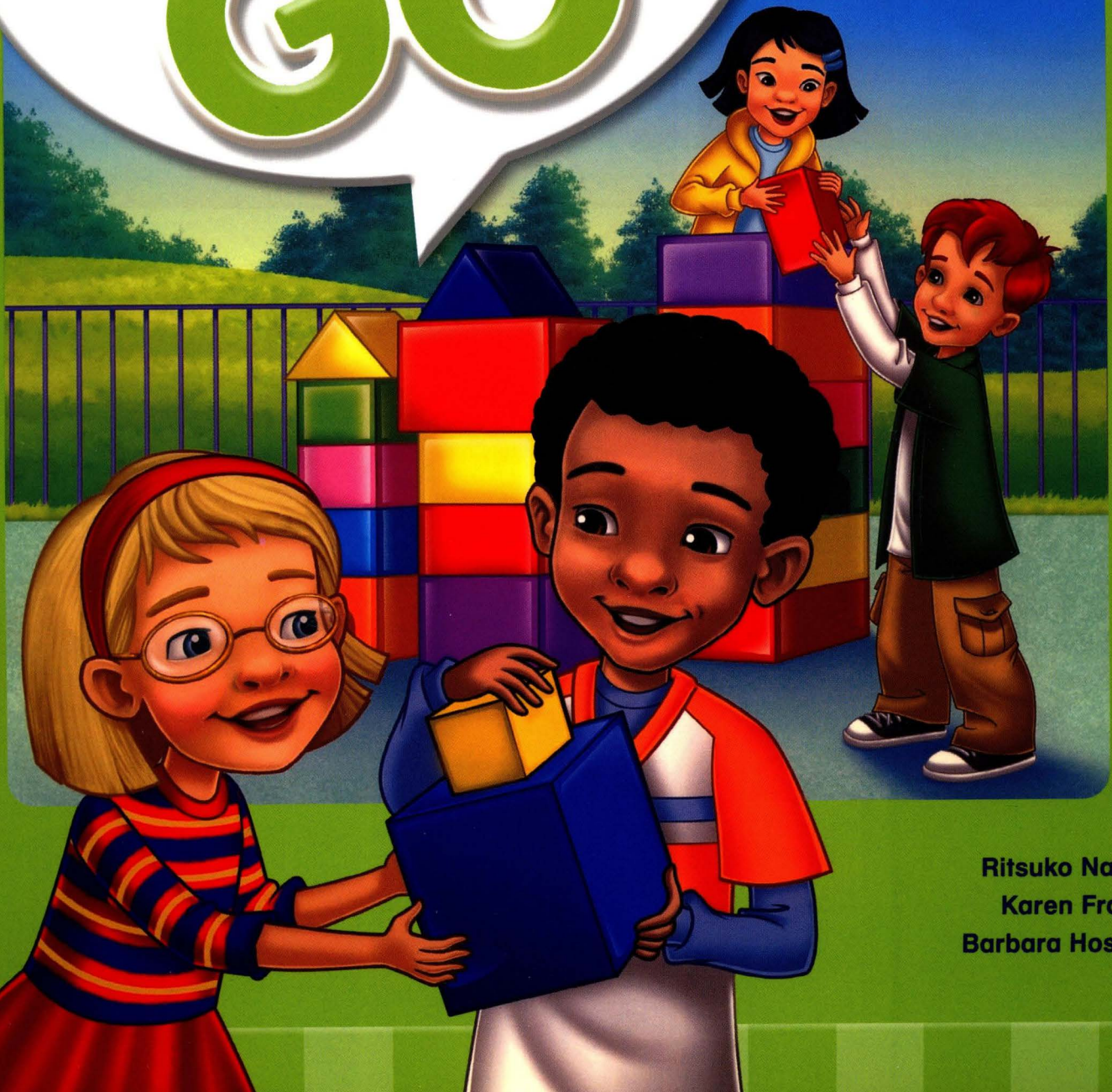
OXFORD

LET'S
BEGIN
2

WORKBOOK



5th
Edition



Ritsuko Nakata
Karen Frazier
Barbara Hoskins

WORKBOOK

**LET'S
BEGIN
2**

LET'S GO

**5th
Edition**



Ritsuko Nakata Karen Frazier Barbara Hoskins

OXFORD
UNIVERSITY PRESS

Unit 1


Toys Let's Talk



A Find Kate.

Hi, what's your name?

I'm Kate.



B Circle.

I'm Andy.




I'm Kate.



I'm Scott.



I'm Jenny.



C Match.

1.

2.

3.


Note: A dashed line connects the girl in item 1 to the girl in item 2.

D Write ✓ or X.

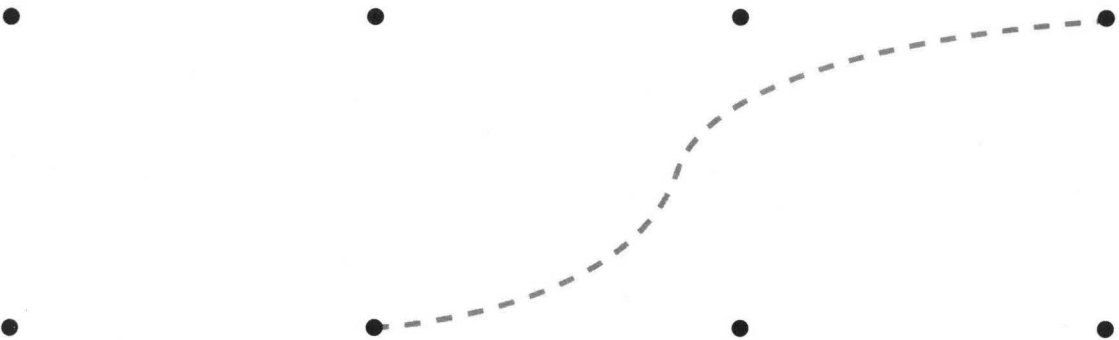


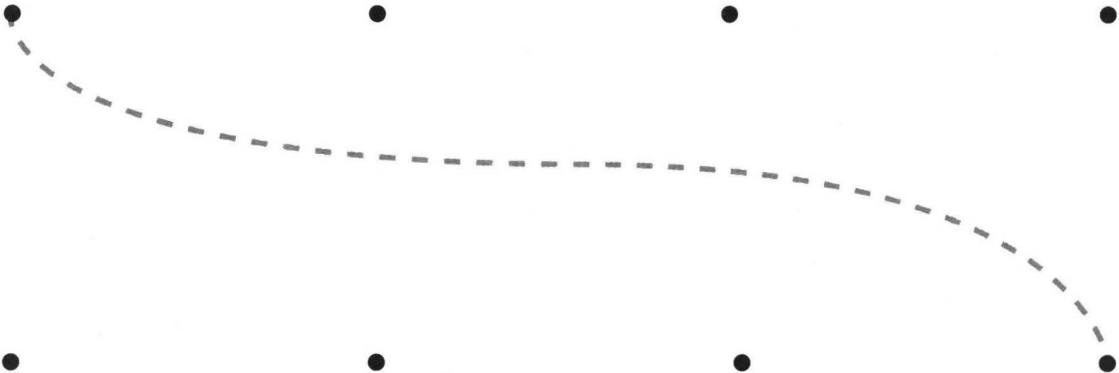


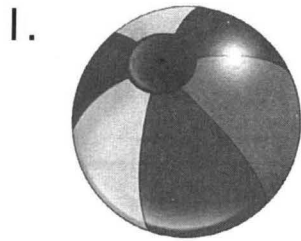
1. Stand up.

2. Sit down.


Let's Learn




A Match.




B Trace, find, and circle.



It's a ball.




It's a jump rope.



It's a yo-yo.



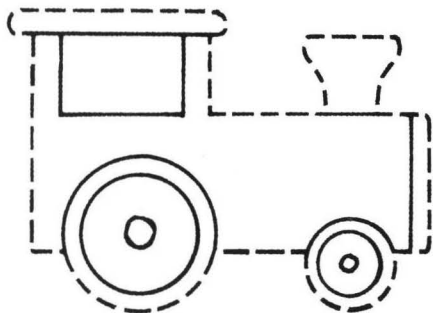
It's a bicycle.



Let's Learn More



A Trace and color.



a train



a doll




a teddy bear




a car


B Match.



1. It's a train.





2. It's a car.



3. It's a doll.



4. It's a teddy bear.





C Match and say.


What is it?

It's a _____.


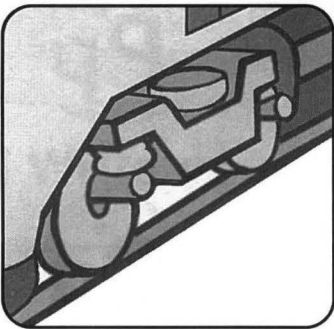
1.




2.




3.



4.



✓ Parent's signature: _____



Phonics

A Connect.


A matching exercise where letters are placed in clouds. A dashed line connects the letter 'Aa' in a cloud to the letter 'Bb' in another cloud. There are also small bird illustrations scattered around the clouds.

Aa	Cc	Ee	
Bb	Ii	Dd	Ff
Jj	Hh	Gg	Oo
Kk	Mm	Nn	Pp
Ll	Ss	Qq	
Vv	Tt	Rr	
Uu	Yy	Zz	
Ww	Xx		

B Trace and write.


What's your name?

1.



I'm Andy.

2.




I'm Jenny.

3.



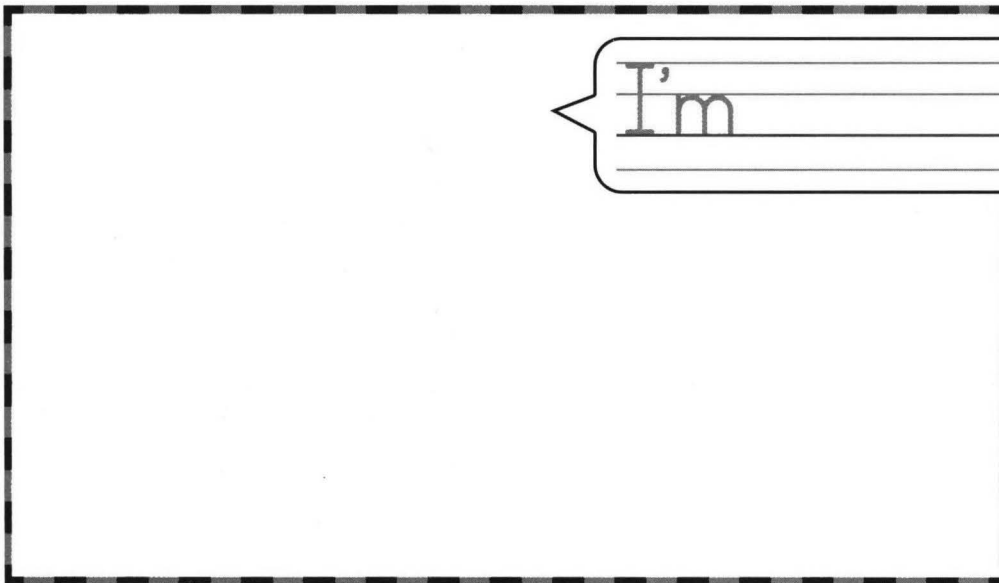
I'm _____.

4.



I'm _____.

C Write your name. Draw a picture.



I'm _____.

✓ Parent's signature: _____

Unit 2

Colors Let's Talk



A Find.

Hi, boys and girls.



See you later.





Goodbye.




Hello, Miss Jones.



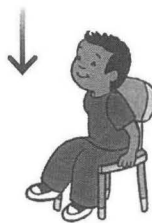
B Match and say.




C Write ✓ or X.




Come here.





Turn around.







Let's Learn







A Match and color.

1.  

2.  

3.  

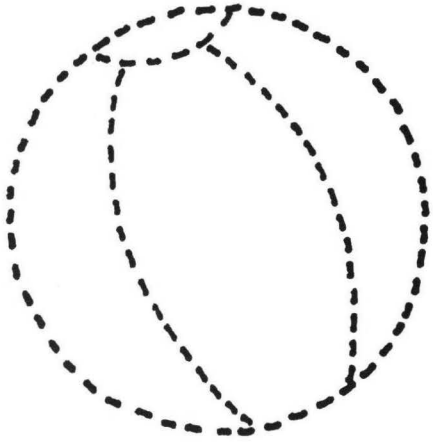
4.  

5.  

The page contains five numbered items on the left, each a crayon with a color label: 1. red, 2. blue, 3. yellow, 4. green, 5. brown. On the right are five line drawings: a beach ball, a teddy bear, an orange, a jeep, and a bicycle. Lines connect the crayons to the objects: a solid line from red to beach ball, a dotted line from blue to teddy bear, a solid line from yellow to orange, a dotted line from green to jeep, and a solid line from brown to bicycle.


B Trace and color.


1.



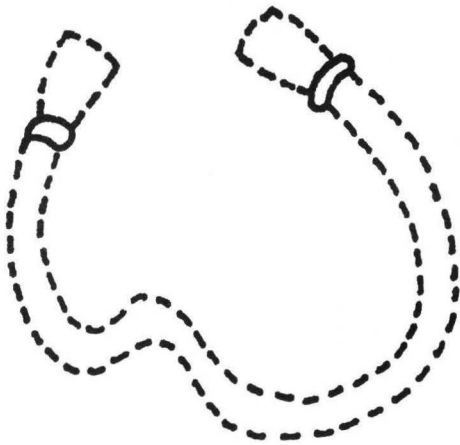
It's  .


2.



It's  .

3.




It's  .


4.



It's  .

5.

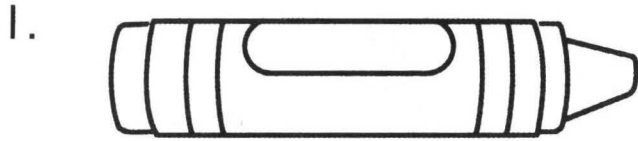


It's  .

Let's Learn More



A Color and write.



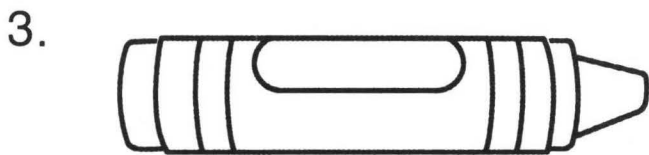
It's white.

It's _____.



It's orange.

It's _____.




It's purple.

It's _____.



It's pink.

It's _____.




It's black.


It's _____.

B Find and color.

What color is it?



A



B




It's red.


It's purple.

It's orange.

It's brown.

It's black.





Phonics

A Circle and say.

- | | | | |
|-------------|-------------|-------------|-------------|
| 1. A | 2. B | 3. C | 4. D |
| c | B | A | a |
| a | d | c | c |
| A | a | d | D |
| D | C | C | B |
| B | b | c | c |

B Match.

1.		
2.		
3.		
4.		

Dashed lines connect the letters to their corresponding images: A to dog, B to cat, C to apple, and D to bird.

C Trace and write.

1. What is it?

2. It's a yo-yo.

3. It's a ball.




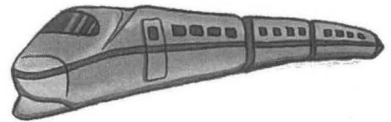

4. It's a train.

5. What is it?

6. It's a _____.

7. It's a _____.

8. It's a _____.



Let's Review



A Circle.


1. It's a jump rope.




2. It's a doll.




3. It's blue.




4. It's purple.




B Match.




Come here.







Stand up.



Sit down.



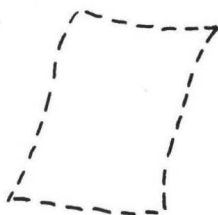
Turn around.



School Supplies


A Match and trace.

1.



paper

2.



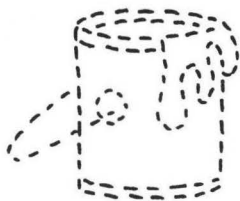
scissors

3.



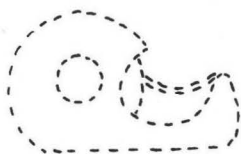
glue

4.




paint

5.



tape


I have scissors.




I have paint.



I have paper.



I have tape.



I have glue.



Unit 3


Shapes Let's Talk



A Match.

1.

How are you today?




I'm fine.



2.

How are you today?




I'm fine, thanks.




3.

How are you today?



I'm fine, thank you.



B Write ✓ or X.

1.



Walk.



2.



Run.



C Match and say.



Stand up.



Walk.




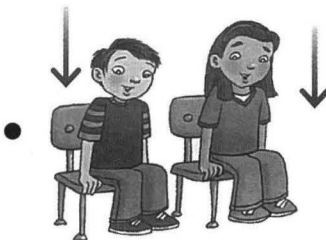


Turn around.



Run.




Sit down.

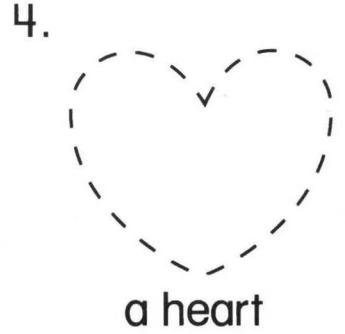
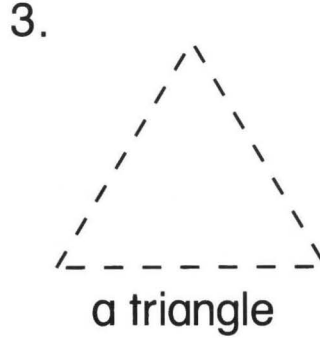
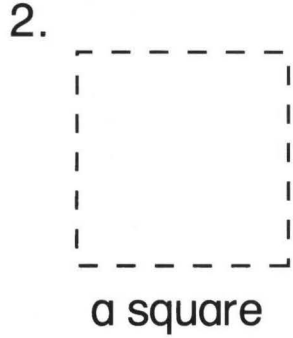
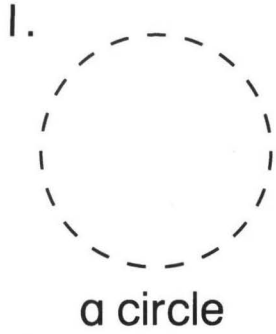


✓ Parent's signature: _____

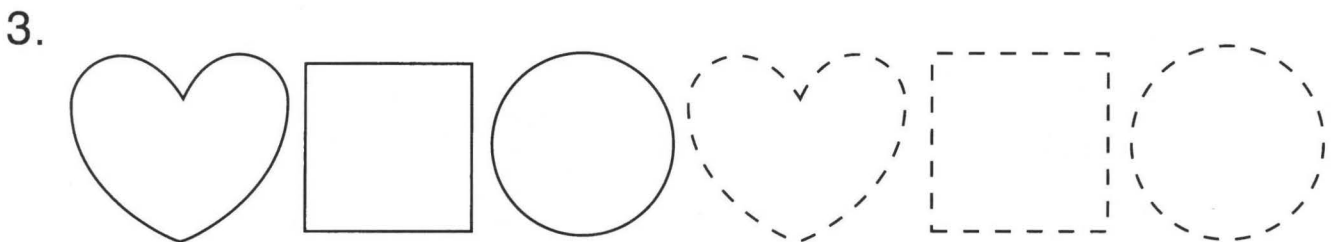

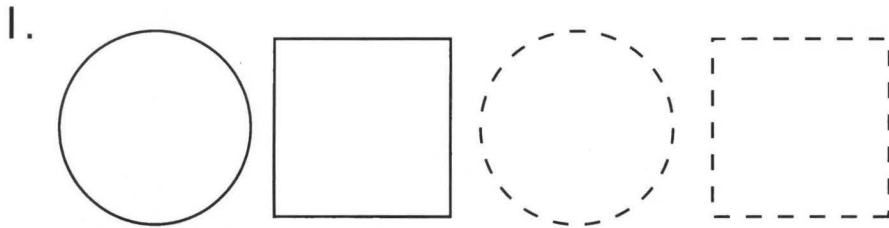
Let's Learn



A Trace.

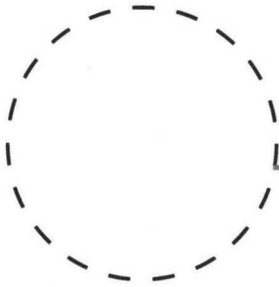


B Complete the pattern.



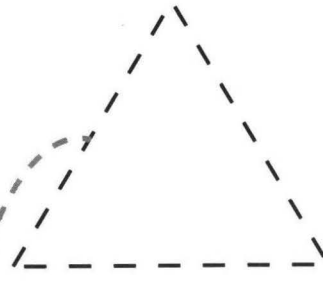
C Trace. Then draw.

1.



Draw a circle.

2.



Draw a triangle.




3.



Draw a square.

4.







Draw a heart.

✓ Parent's signature: _____

Let's Learn More

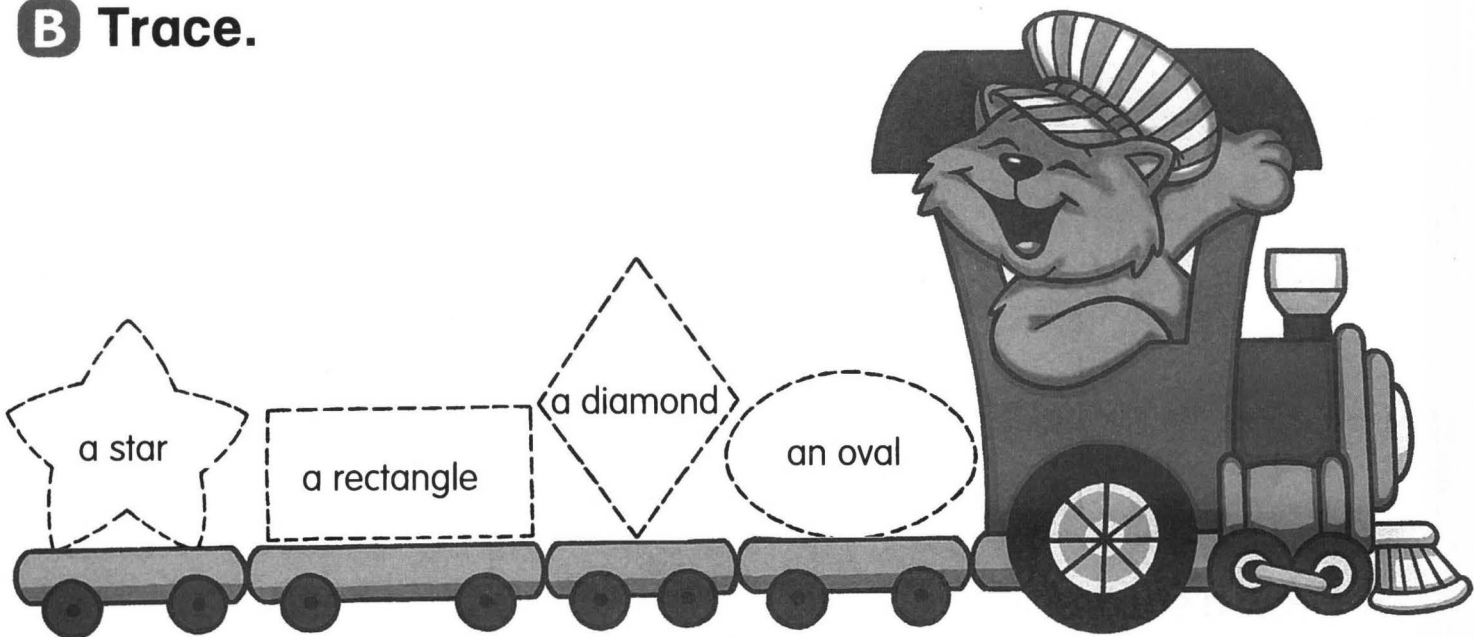


A Match and circle.

1.  a star
2.  a rectangle
3.  a diamond
4.  an oval




B Trace.



C Complete the pattern. Write.


1. Is it a star?




Yes, it is.



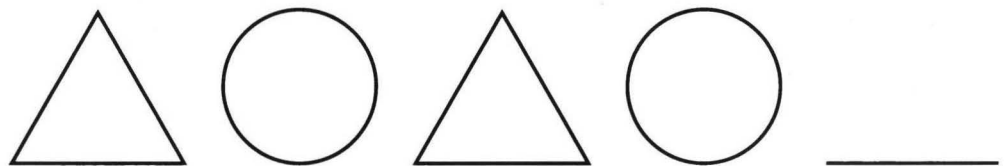

2. Is it an oval?





No, it isn't. It's a heart.



3. Is it a triangle?







Phonics

A Circle and say.

1. **EFGH**

abcd

EFGH

BCDE

cdef

EFGH

2. **efgh**

defg

efgh




DEFG

efgh



CDEF

B Circle and trace.


1.





2.



3.




4.



C Trace and write.

1. Is it a star?


Yes, it is.



a star

2. Is it a rectangle?

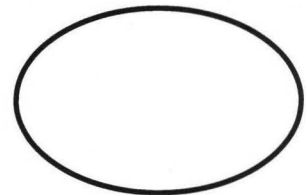
No, it isn't.



a circle

3. Is it an oval?

Yes,



an oval

4. Is it a triangle?

No,



a square

Unit 4

Numbers

Let's Talk



A Match or X.

1.



2.



Sure! Please come in!

May I come in?

3.






5.










4.










B Circle.

1.    


2.    

3.    

4.    

5.    

Let's Learn



A Trace.

1.

2.

3.

4.

5.

B Color.


1.

2.

3.

4.

© Draw and say.



✓ Parent's signature: _____

Let's Learn More



A Trace and match.

6 7 8 9 10

Tracing guide for number 6: A dashed line starts at a dot on the left, curves down and right to a second dot, then continues as a horizontal dashed line to a third dot, and finally curves down and right to a fourth dot.

Matching items:

- Two columns of 4 circles each.
- Two columns of 5 triangles each.
- Two columns of 5 diamonds each.
- Two columns of 4 stars each.
- Two columns of 6 squares each.

B Write ✓ or X.

1. **7**

- Two columns of 3 circles each.
- Two rows of 4 ovals each.
- Two rows of 5 hearts each.

2. **10**


- Two rows of 4 squares each.
- Two rows of 5 diamonds each.
- Two rows of 5 stars each.

Count and write.

1. How many? _____





2. How many? _____



3. How _____ ?




4. _____ ?








Phonics

A Draw.

I i = 

J j = 


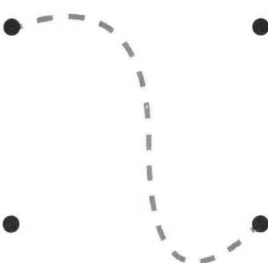

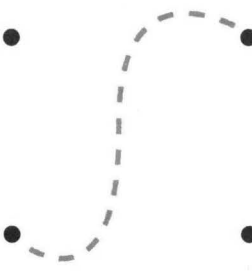
















K k = 

L l = 

A collection of letters for drawing. Some letters are enclosed in dashed boxes or have dashed lines around them, indicating they should be drawn. The letters include: I, C, J, L, E, k, F, L, B, K, I, i, a, j, k, h, A, i, d, b, f, k, H, I, j, D, J, K.


B Match and trace.

Four matching and tracing exercises:

1.     
2.     
3.     
4.     

C Match and write.


1.



Is it a 1?

Yes, it is.

2.



Is it a 2?

No, it isn't.

3.


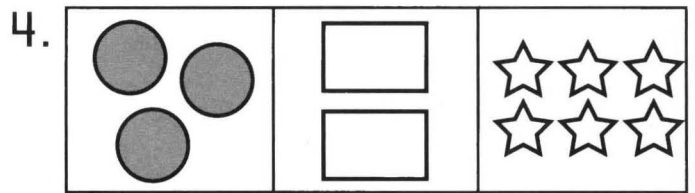

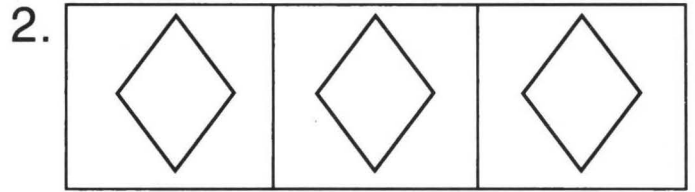
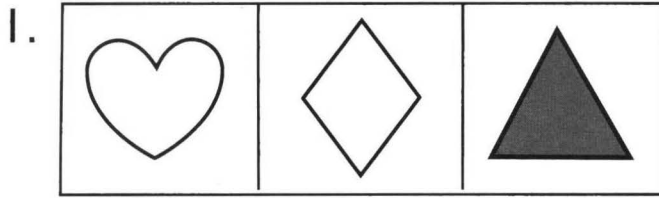


Is it a 9?

Let's Review



A Find and circle.




Classroom Commands

A Circle.



1. Take out your pencil.




2. Close your book.



3. Open your book.



4. Put away your pencil.



Unit 5

Animals Let's Talk




A Match.


Here you are.




Thank you.




Here you are.



Thank you.



Here you are.



Thank you.




B Match and say.

1.




Jump.



2.




Skip.




C Write ✓ or X.


1.




Skip.




X





✓



2.




Jump.




✓ Parent's signature: _____

Let's Learn




A Find and number.

1.




bird

2.




cat

3.



dog

4.




birds

5.




cats

6.



dogs



B How many? Write and say.

1.



3 cats

2.



bird

3.



dogs

4.




dog

5.



cat


6.




birds

✓ Parent's signature: _____


Let's Learn More



A Find.




duck




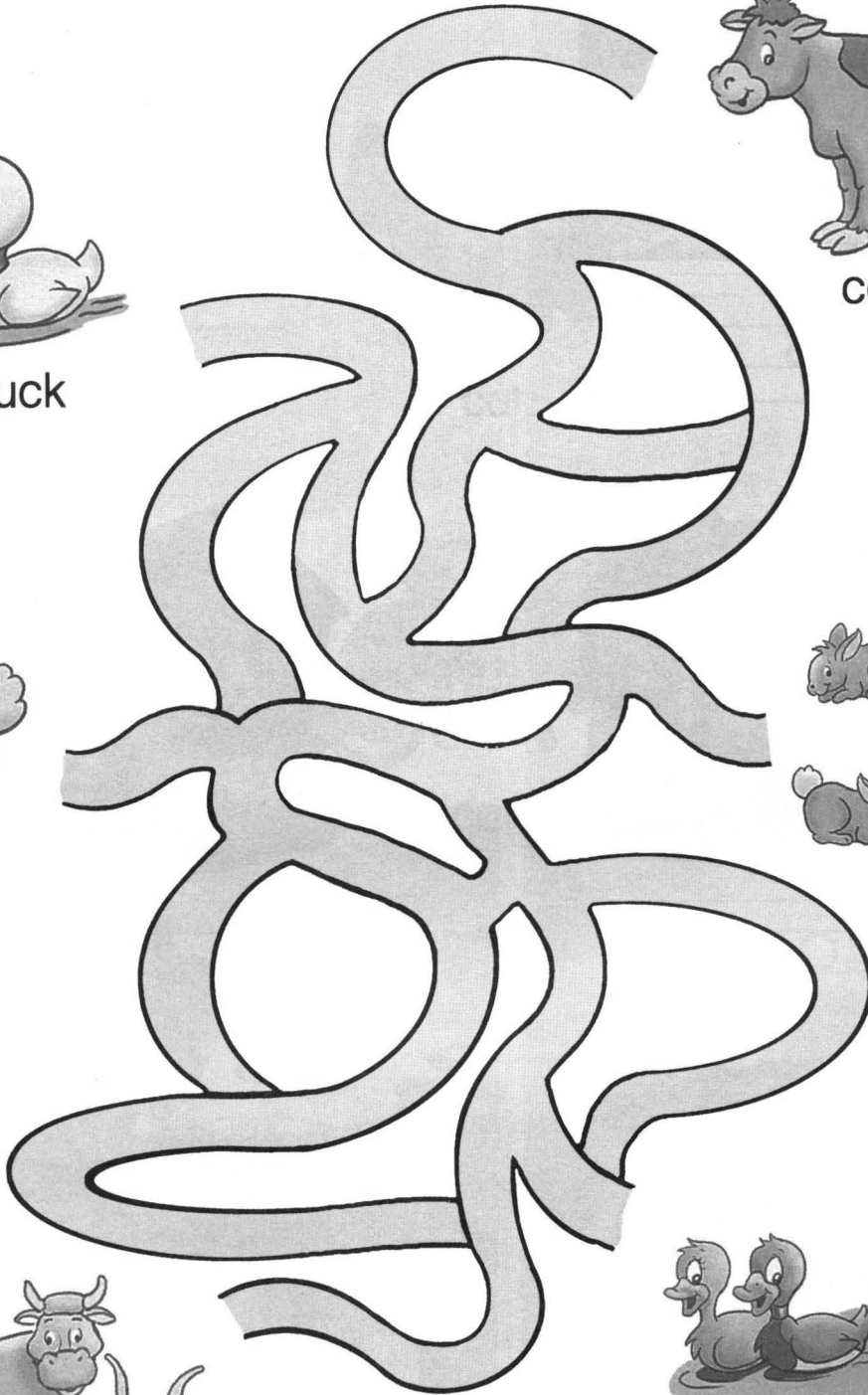
COW




rabbit



rabbits





COWS



ducks

B Count and write.



1. How many cows? 

 cows.

2. How many ducks? 

 ducks.

3. How many dogs? 

 dog.


4. How many birds? 

 birds.

5. How many rabbits? 

 rabbits.

✓ Parent's signature: _____











Phonics

A Find and circle.

A	M	N	O	P	A	m	n	o	p
C	a	L	b	o	p	K	j	i	M
m	N	O	D	M	N	O	P	h	n
n	m	n	o	p	g	m	n	o	p
M	N	O	P	f	E	n	F	I	B
N	H	P	m	n	o	p	G	P	k
p	c	I	d	e	M	N	O	P	J

B Trace and match.

-  
-  
-  
-  

C Match and say. Count and write.

1.




How many dolls?




cars


2.



How many cars?



3.



How many balls?



3 dolls





A Draw.

How old are you?

1.

I'm 6.



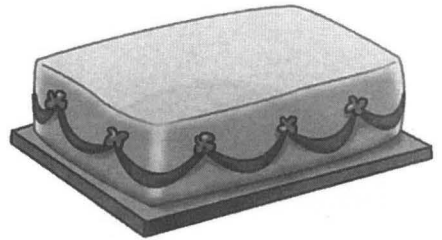
2.

I'm 8.





3.

I'm 5.




4.


I'm 10.






B How old are you? Draw and color.




C Write ✓ or X.




Make a line.



Make a circle.



Let's Learn




A Match.

1.




ice cream

2.




pizza

3.



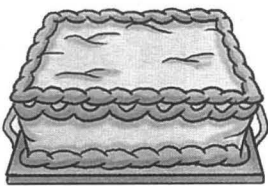
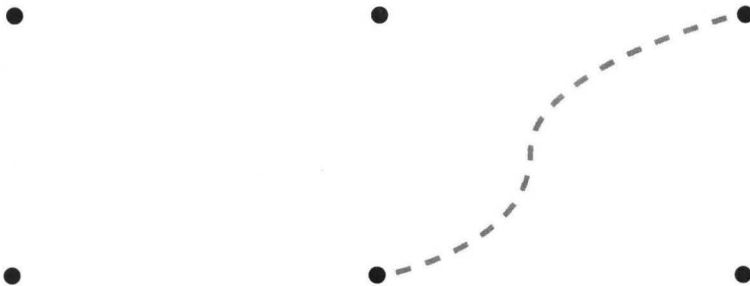



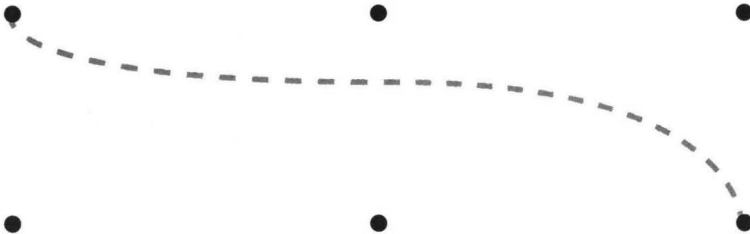


cake

4.



chicken



B Write and number.

1.



I like ice cream.

2.



I like chicken.

3.




I like _____.

4.




I like _____.



✓ Parent's signature: _____

Let's Learn More

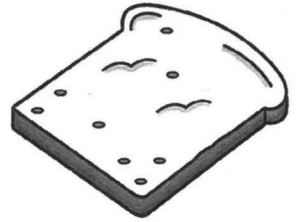



A Circle.


1.



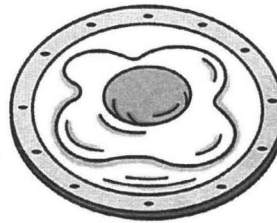
milk




2.



rice



3.






bread



4.



fish



B Match and say.


1.



Yes, I do.



2.



No, I don't.




3.



Yes, I do.




4.



No, I don't.












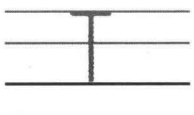
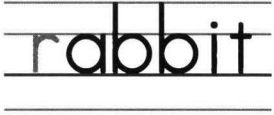



Phonics

A Write ✓ or X.

- | | | | | |
|----|---------|-------------------------------------|-------------------------------------|--------------------------|
| 1. | Q R S T | F G H I | Q R S T | O P Q R |
| | | <input checked="" type="checkbox"/> | <input checked="" type="checkbox"/> | <input type="checkbox"/> |
| 2. | q r s t | d e f g | p q r s | q r s t |
| | | <input type="checkbox"/> | <input type="checkbox"/> | <input type="checkbox"/> |
| 3. | Q r s T | Q R S T | q R s T | Q r s T |
| | | <input type="checkbox"/> | <input type="checkbox"/> | <input type="checkbox"/> |

B Match and trace.

- | | | | |
|----|---|--|---|
| 1. |  |  |  |
| 2. |  |  |  |
| 3. |  |  |  |
| 4. |  |  |  |


C Write and say.

1. Do you like cake?



Yes, I do.

No, I don't.



2. Do you like pizza?

Yes, _____.

3. Do you like fish?

No, _____.












4. Do you like _____?

Yes, _____.

Let's Review






A Match.



4 cats

ice cream

rice




rabbit

skip

make a circle

The Weather


A Match and trace.



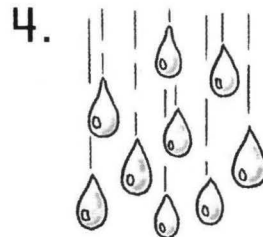
sunny



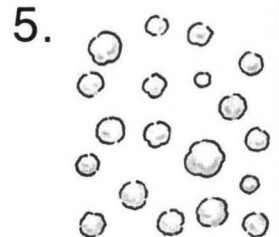
cloudy



windy




rainy



snowy



It's rainy.




It's cloudy.



It's sunny.




It's windy.



It's snowy.

Unit 7

My Body Let's Talk




A Match.

1.

Oops! I'm sorry.




That's OK.




2.

Oops! I'm sorry.



That's OK.




3.

Oops! I'm sorry.




That's OK.



B Match.



Clap your hands.




Stamp your feet.




C Number.



Sit down.




Jump.



Run.




Skip.




Walk.





Let's Learn




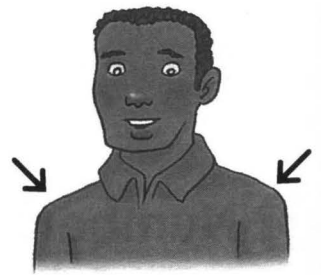


A Circle.





head





shoulders



knees

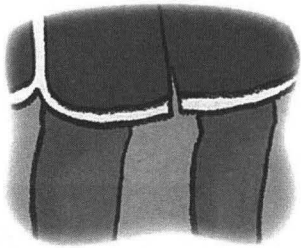


toes




B Match.


1.




I can touch my knees.




2.




I can touch my shoulders.



3.



I can touch my head.



4.



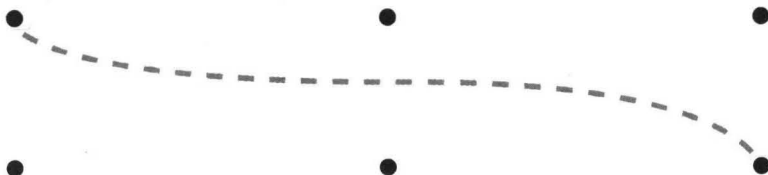





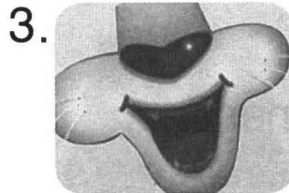

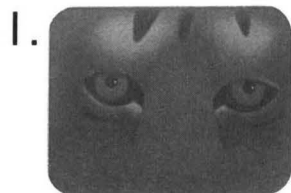
I can touch my toes.



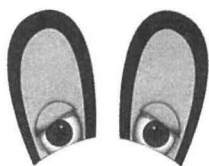
Let's Learn More



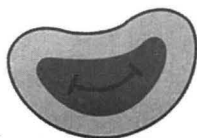
A Match.





B Draw.



eyes



mouth



ears



nose


C Number and write.

What can you do?

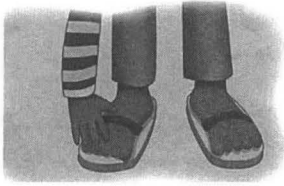
1.




2.



3.



4.



I can touch my ears.



I can touch my _____.



I can touch _____.



I can _____.




✓ Parent's signature: _____




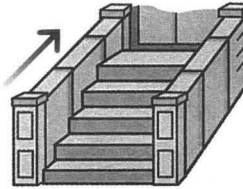

Phonics

A Circle and say.

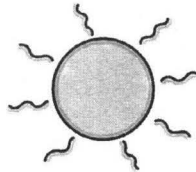
1. U



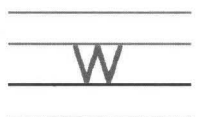
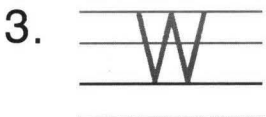
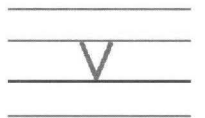
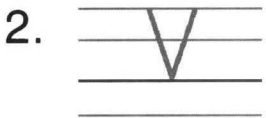


2. V



3. W



B Match and trace.



C Trace and say.

1. What can you do?

I can touch my toes.




2. What can you do?

I can clap my hands.




3. What can you do?

I can run.



4. What can you do?

I can jump.



I Can Let's Talk



A Find.

Let's play.



OK. Let's play tag.



Let's play.




OK. Let's jump rope.




B Trace.

1.



Point to the board.


2.




Go to the board.

C Write ✓ or X.

1.






X




✓




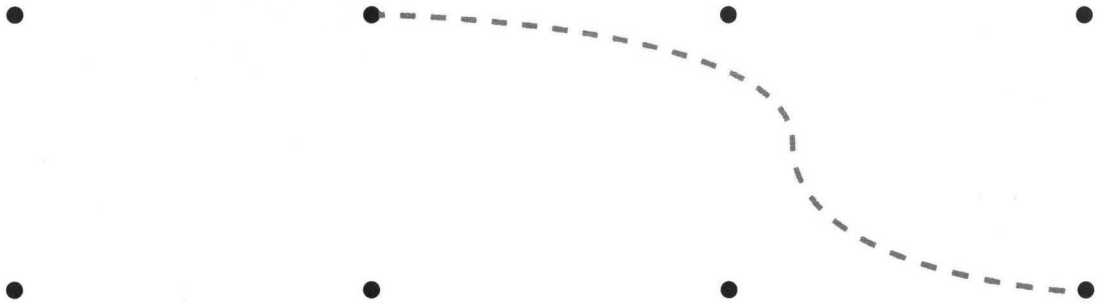



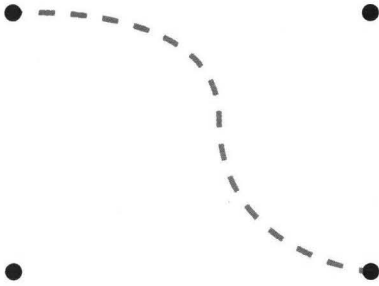

2.



Let's Learn



A Match.



fly a kite

sing a song

bounce a ball

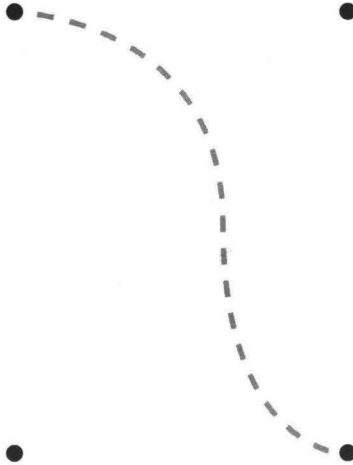
ride a bicycle

B Match and say.


I can ...

I can't ...


1.




2.



3.




4.



✓ Parent's signature: _____

Let's Learn More



A Find and circle.



wink



smile



swim



dance




B Write and say.

Can you dance?



Yes, I can.




No, I can't.

1. Can you sing?



Yes, _____.

2. Can you wink?




No, _____.

3. Can you smile?


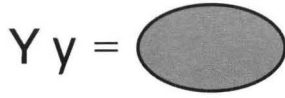



_____.



Phonics


A Draw.



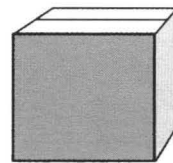

A large dashed box containing various letters. Some letters are circled or boxed to indicate drawing or tracing tasks:

- Row 1: Z, N, y, B, w, k, x, L, (Y circled)
- Row 2: p, y, c, (z boxed), (x boxed), a, F, o
- Row 3: (X boxed), f, Q, k, j, y, (Z boxed), i, t, s, x
- Row 4: h, z, b, (y circled), H, D, i, t, s, x



B Circle and trace.



fox



yarn



zebra

C Write and say.


1. I can wink.



2. I can't swim.




3. I can smile.



4. I can't ride a bike.



5. bounce a ball.







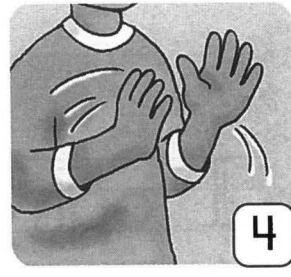

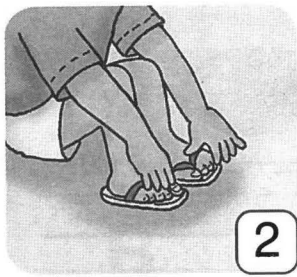
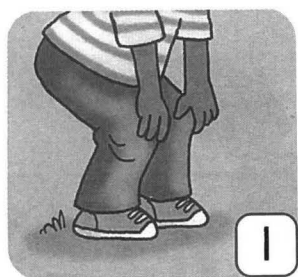
6. dance.



Let's Review







A Find and number.



Days of the Week

A Match.


Sunday	Monday	Tuesday	Wednesday	Thursday	Friday	Saturday
1	2	3	4	5	6	7



Alphabet Practice




A Color and trace.



A a B b C c D d


B Color and trace.



E e F f G g H h

✓ Parent's signature: _____

C Color and trace.



I i J j K k L l

D Color and trace.



M m N n O o P p


✓ Parent's signature: _____

E Color and trace.



Q q R r S s T t

F Color and trace.



U

u

V


v

W

w

✓ Parent's signature: _____

G Color and trace.



X x Y y Z z

OXFORD
UNIVERSITY PRESS

198 Madison Avenue
New York, NY 10016 USA

Great Clarendon Street, Oxford, OX2 6DP, United Kingdom

Oxford University Press is a department of the University of Oxford.
It furthers the University's objective of excellence in research, scholarship,
and education by publishing worldwide. Oxford is a registered trade
mark of Oxford University Press in the UK and in certain other countries

© Oxford University Press 2018

The moral rights of the author have been asserted

First published in 2018

2022 2021 2020 2019 2018

10 9 8 7 6 5 4 3 2 1

No unauthorized photocopying

All rights reserved. No part of this publication may be reproduced, stored
in a retrieval system, or transmitted, in any form or by any means, without
the prior permission in writing of Oxford University Press, or as expressly
permitted by law, by licence or under terms agreed with the appropriate
reprographics rights organization. Enquiries concerning reproduction outside
the scope of the above should be sent to the ELT Rights Department, Oxford
University Press, at the address above

You must not circulate this work in any other form and you must impose
this same condition on any acquirer

Links to third party websites are provided by Oxford in good faith and for
information only. Oxford disclaims any responsibility for the materials
contained in any third party website referenced in this work

ISBN: 9780194050111 (WORKBOOK WITH ONLINE PRACTICE PACK)

ISBN: 9780194050128 (WORKBOOK PACK COMPONENT)

ISBN: 9780194050135 (ONLINE PRACTICE PACK COMPONENT)

Printed in China

This book is printed on paper from certified and well-managed sources

ACKNOWLEDGMENTS

Back cover photograph: Oxford University Press building/David Fisher

Illustrations by: Karen Brooks: 3(b), 21, 31, 49, 58, 59, 71; Priscilla Burris:
11, 29, 47, 57, 66, 67; Nancy Gayle Carlson: 4, 5, 14, 15, 23, 34, 35, 40,
41, 52, 53, 60, 61; Mike Dammer: 75; Mena Dolobowsky: 50, 51, 62, 63;
Liz Dubois: 16, 17, 68, 69; Ruth Flanigan: 80; Mernie Gallagher-Cole:
79; Mike Gardner: 64, 69; Daniel Griffo: cats on pages 2, 4, 6, 8, 10, 12,
14, 16, 20, 22, 24, 26, 28, 30, 32, 34, 38, 40, 42, 46, 48, 50, 52, 56, 58,
60, 62, 64, 66, 68, 70; Steve Henry: 13; Anna Iosa: 18, 19(right), 29, 39,
47, 54, 55, 65, 72; Karol Kaminski: 12, 24, 25, 44, 45, 76, 77, 78; John
Kurtz: 6; Ben Mahan: 74; Tom Pansini: 6(b), 7, 26, 30(t), 42, 43, 48, 70, 73;
Dana Regan: 6(t); Mary Rojas: 36, 37; Dale Simpson: 30(b) Janet Skiles:
8, 19(left), 33; Jim Talbot: 22, Curt Walstead: 2, 3(t), 9, 10, 20, 28, 38, 46,
56, 64.

Oxford University Press is the world's authority on the English language.

As part of the University of Oxford, we are committed to furthering English language learning worldwide.

We continuously bring together our experience, expertise and research to create resources such as this one, helping millions of learners of English to achieve their potential.



OXFORD
UNIVERSITY PRESS

www.oup.com/elt



Let's talk. Let's learn. Let's Go!

Energize your English classes with the trusted methodology of **LET'S GO**.

LET'S GO is full of fun, collaborative activities that get students talking in English from the very beginning.

- NEW** **Animated videos:** conversations, songs, and chants create excitement in class and motivate students to speak in English
- NEW** **Teacher's Resource Center:** Online Practice and an extensive online library of easy-to-access teaching resources help get the most out of each class
- NEW** **Can-do statements:** can-do statements with supporting activities allow students to measure their progress
- NEW** **Let's Begin series:** a two-level introductory course provides the perfect building blocks for learning English

Students

- **Student Book**
- **Workbook**
Online Practice
- **Online Play**
Student's Website



Teachers

- **Teacher's Pack**
Classroom Presentation Tool, Teacher's Guide, and Teacher's Resource Center
- **Class Audio CDs**
- **Teacher Cards**



CEFR

B1

A2

A1

ISBN 978-0-19-405011-1



9 780194 050111