

OXFORD

LET'S  
BEGIN

1

# LET'S GO

5th  
Edition

WORKBOOK



Ritsuko Nakata  
Karen Frazier  
Barbara Hoskins




**WORKBOOK**

**LET'S  
BEGIN**

**1**

# **LET'S GO**

**5th  
Edition**



**Ritsuko Nakata   Karen Frazier   Barbara Hoskins**

**OXFORD**  
UNIVERSITY PRESS

**OXFORD**  
UNIVERSITY PRESS

198 Madison Avenue  
New York, NY 10016 USA

Great Clarendon Street, Oxford, OX2 6DP, United Kingdom

Oxford University Press is a department of the University of Oxford.  
It furthers the University's objective of excellence in research, scholarship,  
and education by publishing worldwide. Oxford is a registered trade  
mark of Oxford University Press in the UK and in certain other countries

© Oxford University Press 2018

The moral rights of the author have been asserted

First published in 2018

2022 2021 2020 2019 2018

10 9 8 7 6 5 4 3 2 1

**No unauthorized photocopying**

All rights reserved. No part of this publication may be reproduced, stored  
in a retrieval system, or transmitted, in any form or by any means, without  
the prior permission in writing of Oxford University Press, or as expressly  
permitted by law, by licence or under terms agreed with the appropriate  
reprographics rights organization. Enquiries concerning reproduction  
outside the scope of the above should be sent to the ELT Rights Department  
Oxford University Press, at the address above

You must not circulate this work in any other form and you must impose  
this same condition on any acquirer

Links to third party websites are provided by Oxford in good faith and for  
information only. Oxford disclaims any responsibility for the materials  
contained in any third party website referenced in this work

ISBN: 9780194049993 (WORKBOOK WITH ONLINE PRACTICE PACK)

ISBN: 9780194050005 (WORKBOOK PACK COMPONENT)

ISBN: 9780194050012 (ONLINE PRACTICE PACK COMPONENT)

Printed in China

This book is printed on paper from certified and well-managed sources

**ACKNOWLEDGMENTS**


*Cover illustration:* Daniel Griffo

*Back cover photograph:* Oxford University Press building/David Fisher

*Illustrations by:* Daniel Griffo: cats on pages 4, 6, 8, 10, 12, 14, 16, 18, 20, 22,  
24, 26, 28, 30, 32, 34, 36, 38, 40, 42, 44, 46, 48, 50, 52, 54, 56, 58, 60; Aleksey  
Ivanov: 22–27, 29, 31(t), 32–37; John Kurtz: 4–15, 17–19, 21; Anthony Lewis:  
16, 20, 28, 30, 31, 40, 41, 42, 54; Joe Palmisano: 43, 55, 58–64; Jomike Tejido:  
38, 39, 43(t), 44–53.

# Table of Contents

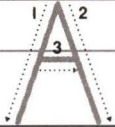
Lessons 1-5	The Vowels . . . . . 4
	Aa, Ee, Ii, Oo, Uu
Lessons 6-13	The EE Group . . . . . 14
	Cc, Gg, Bb, Dd, Pp, Tt, Vv, Zz
Lessons 14-19	The EH Group . . . . . 30
	Ff, Ll, Mm, Nn, Ss, Xx
Lessons 20-21	The EI Group . . . . . 42
	Jj, Kk
Lessons 22-26	The Mixed Group. . . . . 46
	Hh, Qq, Rr, Ww, Yy
Lesson 27	The Alphabet . . . . . 56
Lesson 28	Goodbye! . . . . . 58
Phonics Practice	. . . . . 60








## A Trace. Write.




## B Follow. Trace. Color.



# Let's Talk

**C** Color.

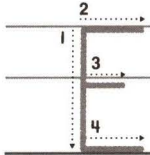


✓ Parent's signature: \_\_\_\_\_





### A Trace. Write.



---

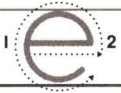
---

---

---

---

---


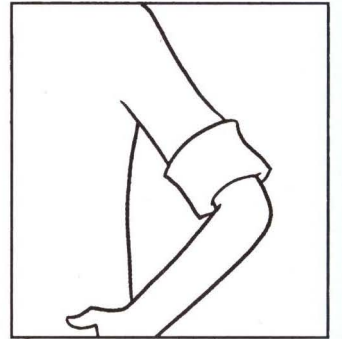




---

---

---

### B Connect. Trace. Color.



---

---

---

---

E

---

---

---

---

e

---

---

---

---

e

---

---

---

---

e

# Let's Talk


## C Color.



## D Answer. Draw. Color.


What's your name?

I'm


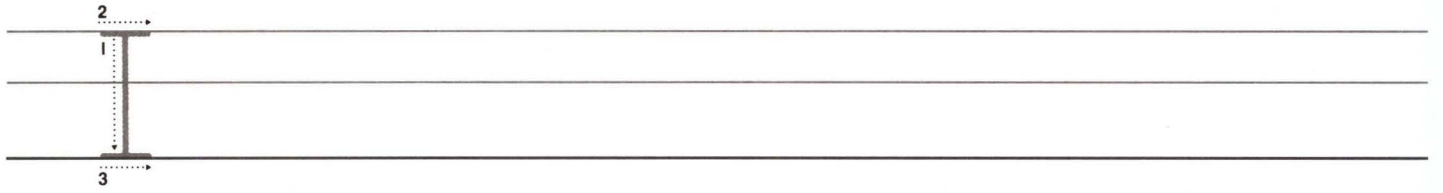


✓ Parent's signature: \_\_\_\_\_

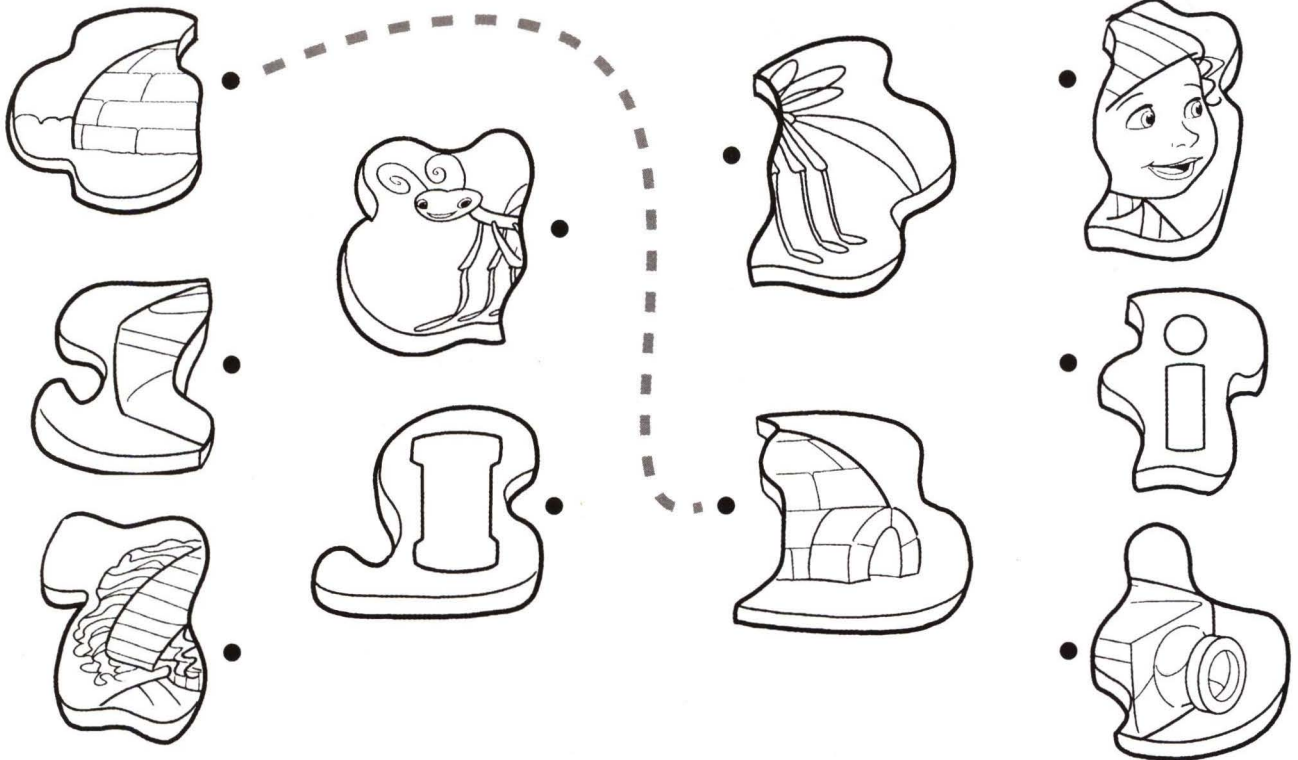




**A** Trace. Write.



**B** Match. Color.



# Let's Talk

## C Color.

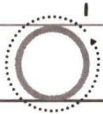
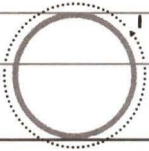


✓ Parent's signature: \_\_\_\_\_









**A** Trace. Write.




**B** Circle the "o" pictures. Color.




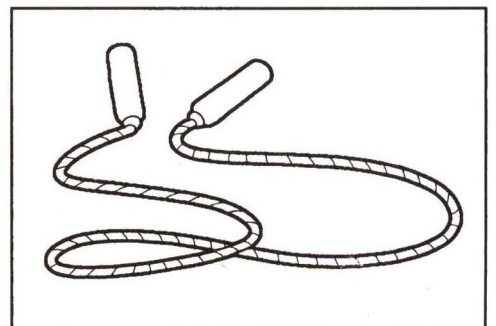
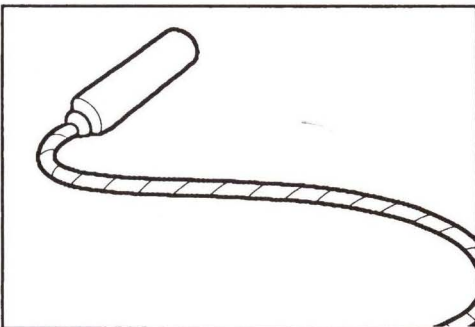
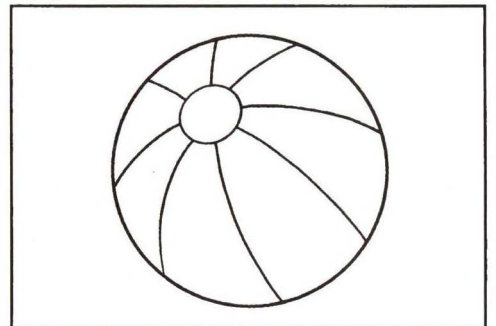
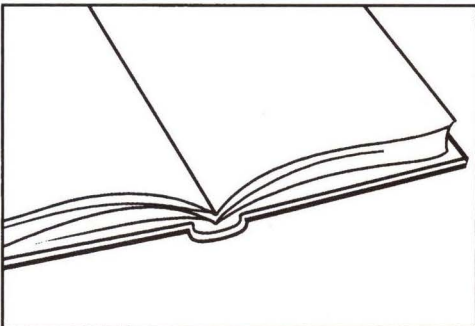

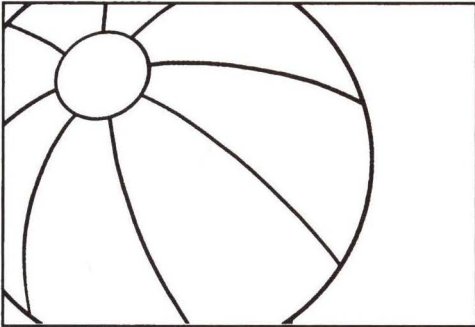
# Let's Talk

What is it?

It's a ball.




## C Match. Color.

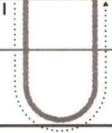


✓ Parent's signature: \_\_\_\_\_





**A** Trace. Write.



**B** Follow. Trace. Color.




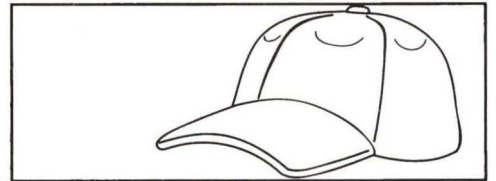
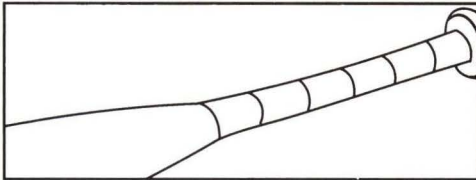
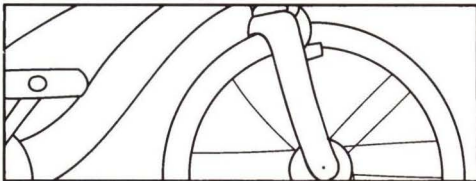
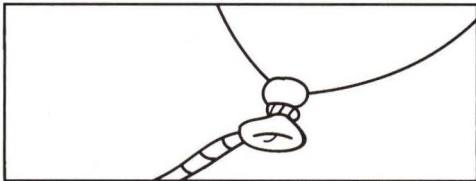
# Let's Talk

What is it?

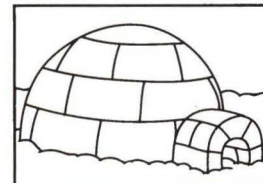








It's a balloon.



## C Match. Color.



## D Match. Color.

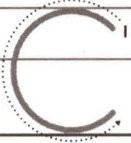


✓ Parent's signature: \_\_\_\_\_



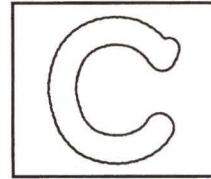







**A** Trace. Write.



**B** Find. Color.



# Let's Talk


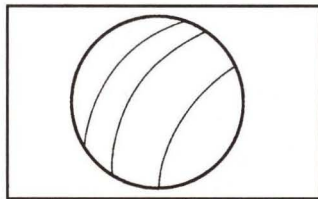

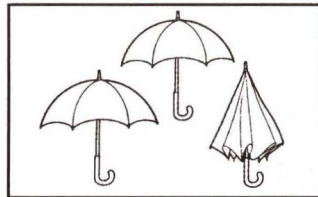

Let's count!

OK! 1!




## C Count. Match. Color.

1 2 3 4 5



## D Connect the numbers. Color.

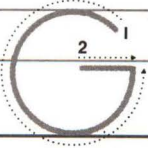


✓ Parent's signature: \_\_\_\_\_






### A Trace. Write.




### B Follow. Trace. Color.



# Let's Talk

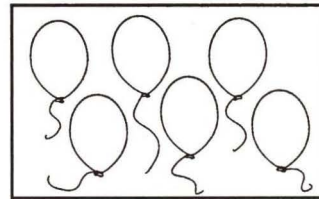


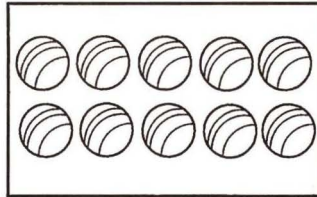

Let's count!

OK! 6!

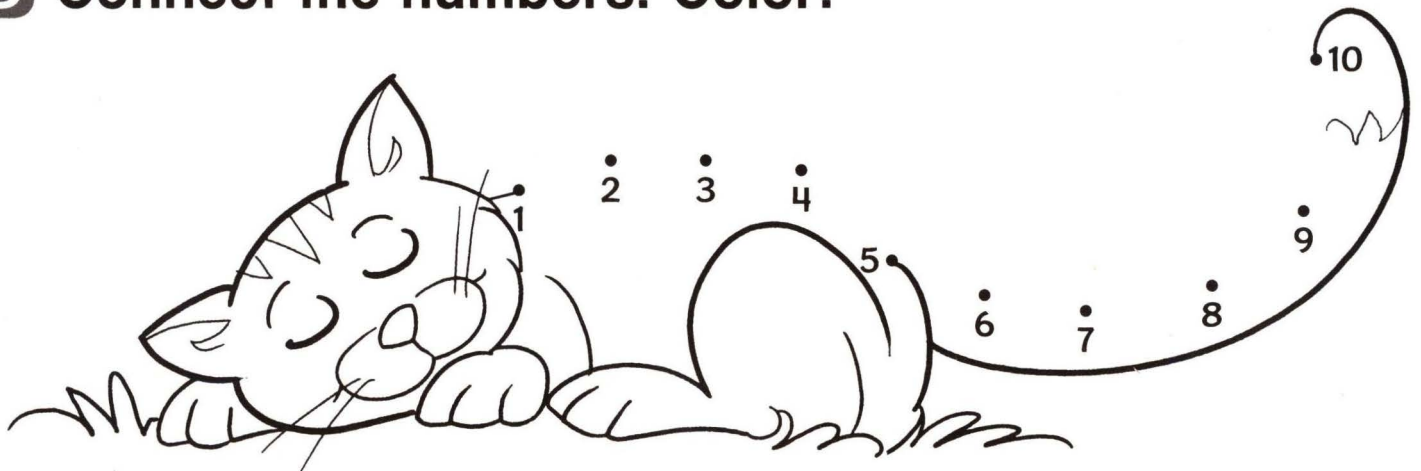


## C Count. Match. Color.

6 7 8 9 10



## D Connect the numbers. Color.

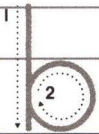
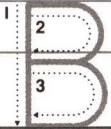


✓ Parent's signature: \_\_\_\_\_







**A** Trace. Write.




**B** Match. Color.



# Let's Talk


How many?

7!

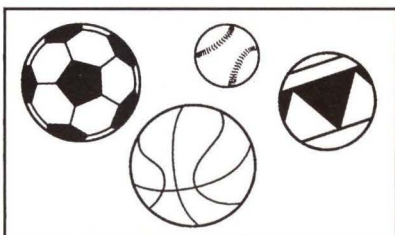



**C** Count. Write. Color.

1 2 3 4 5 6 7 8 9 10




5



\_\_\_\_\_

\_\_\_\_\_

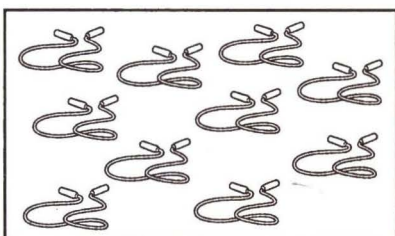
\_\_\_\_\_



\_\_\_\_\_

\_\_\_\_\_


\_\_\_\_\_



\_\_\_\_\_

\_\_\_\_\_

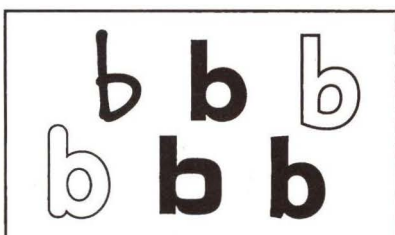
\_\_\_\_\_



\_\_\_\_\_

\_\_\_\_\_


\_\_\_\_\_



\_\_\_\_\_

\_\_\_\_\_


\_\_\_\_\_



\_\_\_\_\_

\_\_\_\_\_

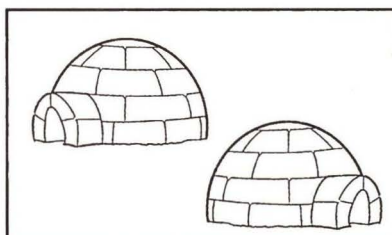
\_\_\_\_\_



\_\_\_\_\_

\_\_\_\_\_

\_\_\_\_\_



\_\_\_\_\_

\_\_\_\_\_



\_\_\_\_\_

✓ Parent's signature: \_\_\_\_\_






### A Trace. Write.



### B Match. Color.



# Let's Talk

How old are you?

I'm 7.



## C Count. Write. Color.



5



\_\_\_\_\_

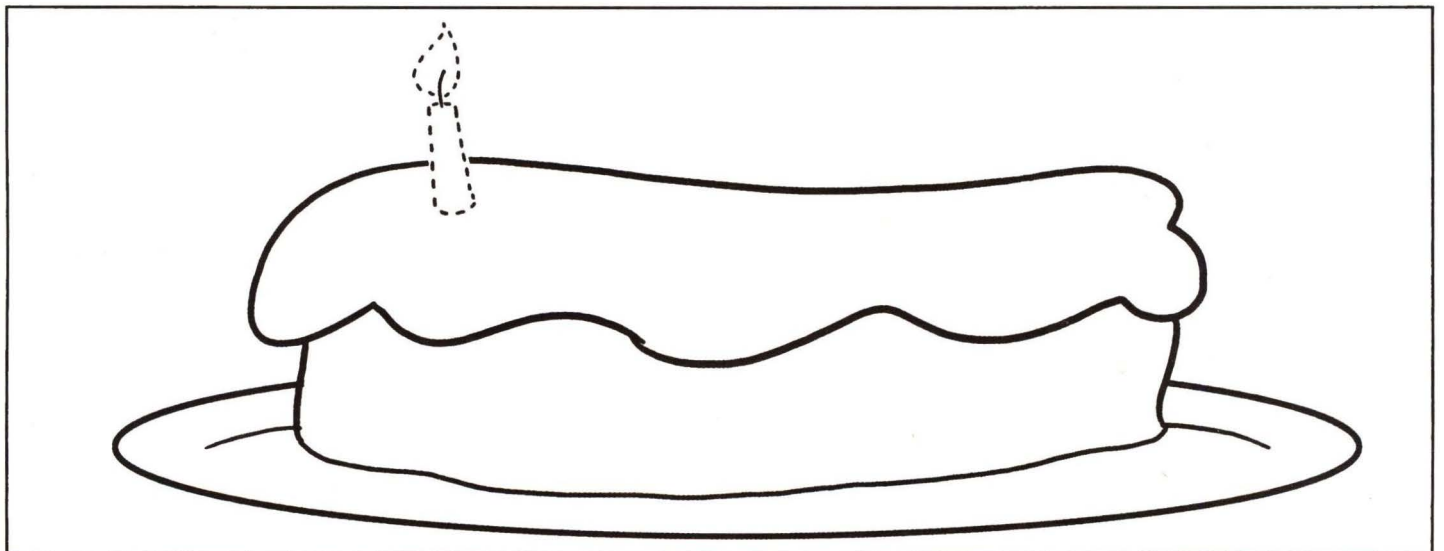


\_\_\_\_\_

## D Answer. Draw. Color.

How old are you?

I'm \_\_\_\_\_



✓ Parent's signature: \_\_\_\_\_





**A** Trace. Write.


Tracing practice for uppercase 'P' and lowercase 'p'. The first row shows a dotted uppercase 'P' with stroke order arrows: '1' for the vertical line and '2' for the curved top. Below it are several blank horizontal lines for writing. The second row shows a dotted lowercase 'p' with stroke order arrows: '1' for the vertical line and '2' for the circular bottom. Below it are several blank horizontal lines for writing.

**B** Trace. Color.

Coloring and tracing activity. It includes several framed illustrations: a boy's face, a pencil, a peach, and a house with a tree and path. There are also four frames containing the letter 'p' for tracing: one lowercase 'p' on handwriting lines, one lowercase 'p' on a decorative border, one lowercase 'p' on handwriting lines, and one uppercase 'P' on handwriting lines.

# Let's Talk

## Color.

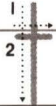


✓ Parent's signature: \_\_\_\_\_

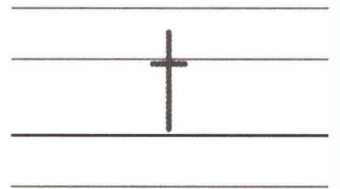
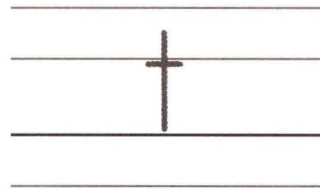
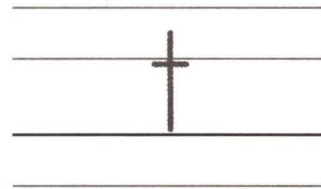
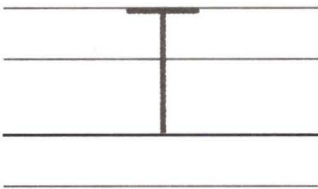








**A** Trace. Write.




**B** Connect. Trace. Color.







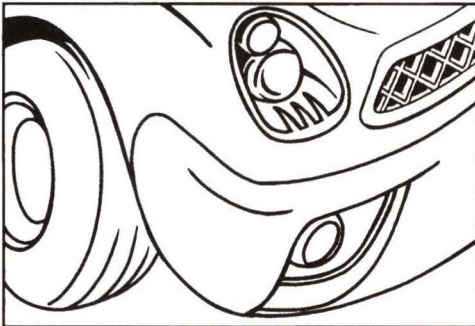

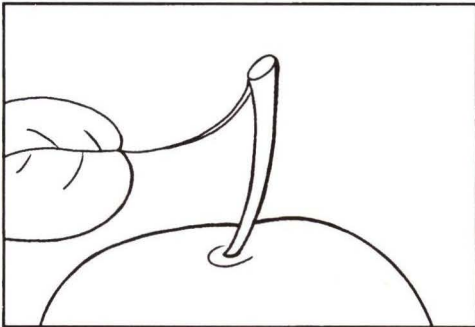
# Let's Talk

What are they?

They're cars.



## Match. Color.

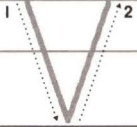


✓ Parent's signature: \_\_\_\_\_









**A** Trace. Write.




**B** Find. Color.




# Let's Talk

## C Color.




## D Color.





✓ Parent's signature: \_\_\_\_\_






### A Trace. Write.




### B Match. Color.



# Let's Talk

## C Color.





## D Color.

B C D G P T V Z






**A** Trace. Write.



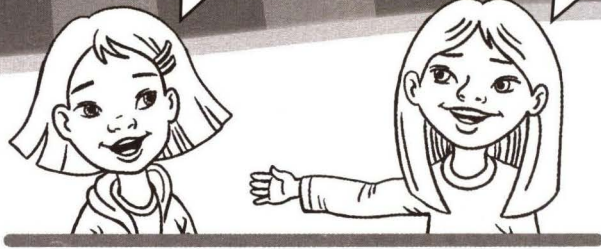
**B** Follow. Trace. Color.





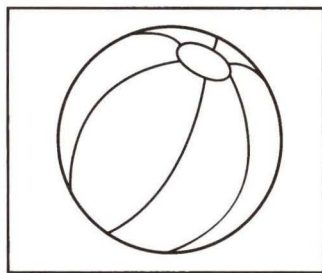
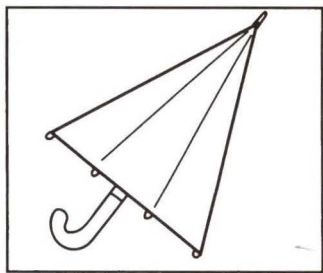

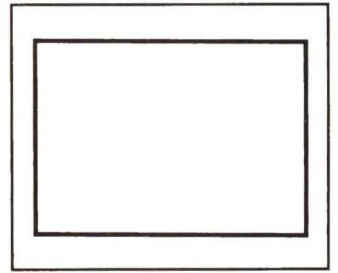
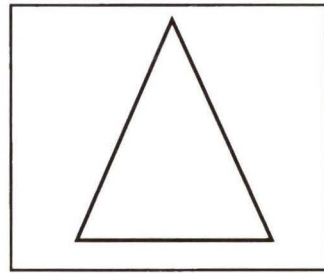
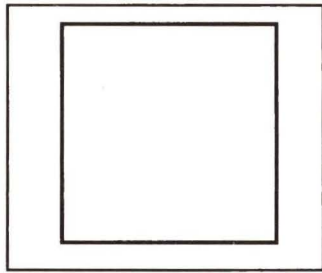
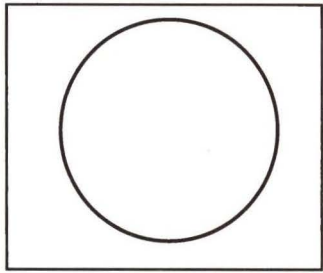
# Let's Talk

What shape is it?

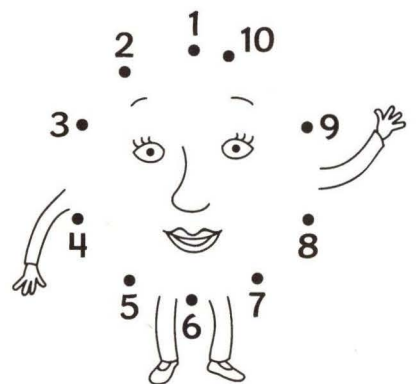

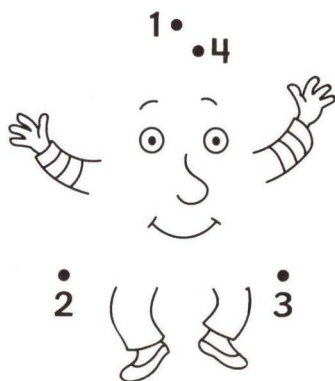
It's a circle.



## C Match. Color.



## D Connect the numbers. Color.



✓ Parent's signature: \_\_\_\_\_









**A** Trace. Write.



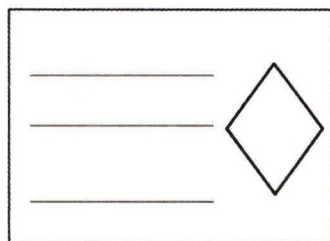
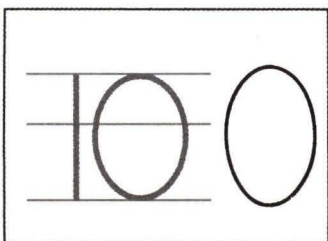

Tracing practice lines for uppercase 'L' and lowercase 'l'. Each letter is shown with numbered arrows indicating the stroke order: 1 for the vertical line and 2 for the horizontal line.

**B** Circle the "l" pictures. Color.



# Let's Talk

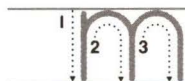
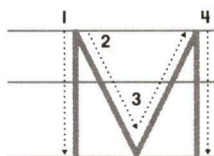
## C Count. Write. Color.



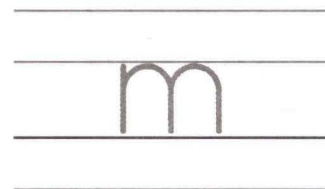
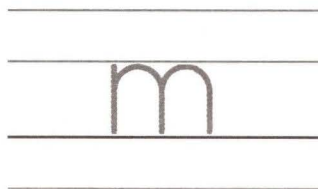

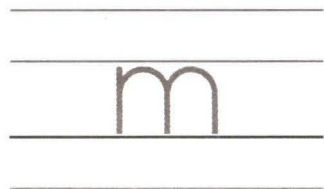







### A Trace. Write.




### B Connect. Trace. Color.






# Let's Talk

## C Color.



## D Match. Color.





✓ Parent's signature: \_\_\_\_\_







### A Trace. Write.





### B Find. Color.




# Let's Talk

## © Match. Trace. Color.





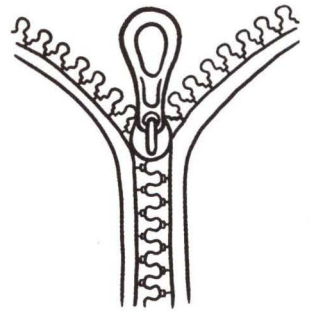
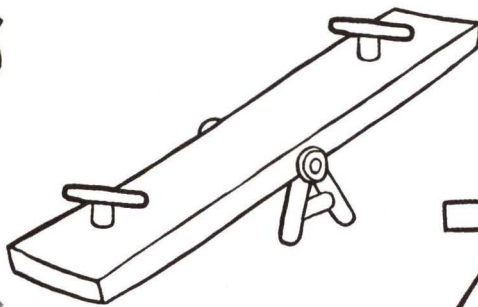




**A** Trace. Write.




**B** Circle the "s" pictures. Color.



# Let's Talk

## C Trace. Color.

This is my body.




This is my head.



This is my face.



This is my mouth.

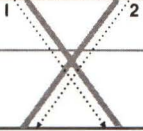


✓ Parent's signature: \_\_\_\_\_






### A Trace. Write.



### B Match. Color.



# Let's Talk

## C Color.

These are my eyes.



These are my ears.



This is my nose.



These are my fingers.



## D Color.

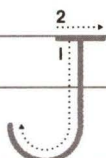
S L M N F X

✓ Parent's signature: \_\_\_\_\_






**A** Trace. Write.



**B** Follow. Trace. Color.

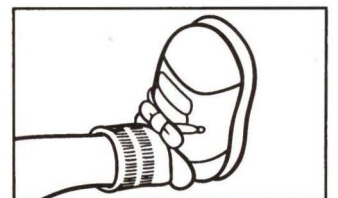
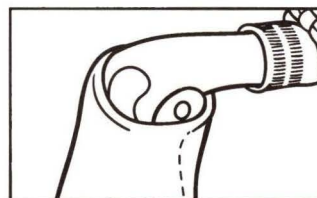
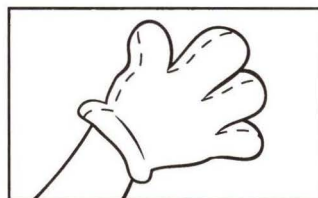
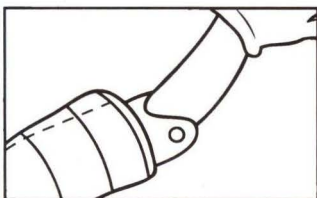
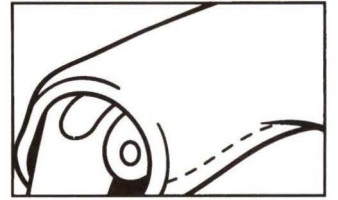
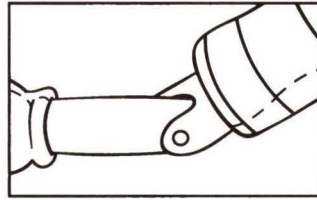
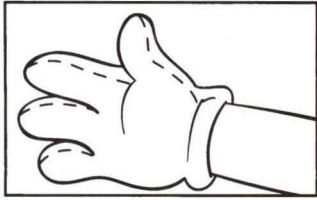


# Let's Talk

These are my hands.




## Color.





✓ Parent's signature: \_\_\_\_\_

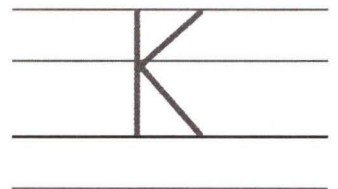
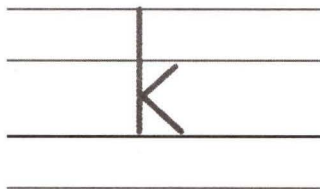
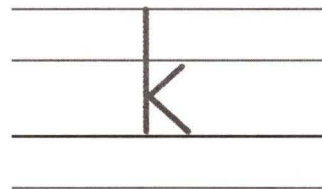
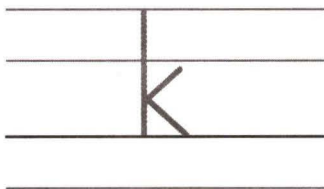


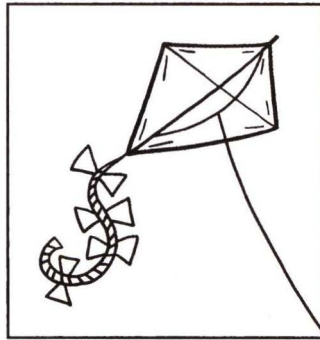





### A Trace. Write.




### B Connect. Trace. Color.



# Let's Talk

**C** Trace your hand. Color.



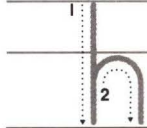
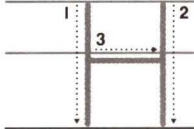
**D** Color.

J K




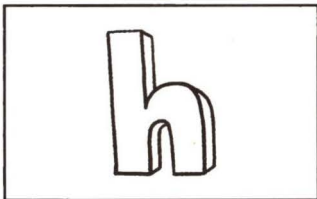

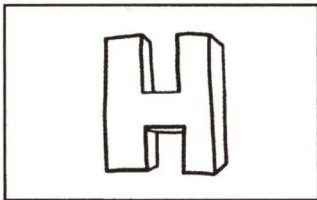






**A** Trace. Write.




**B** Match. Color.



# Let's Talk

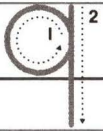
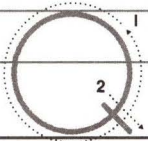
## © Follow the insect. Color.



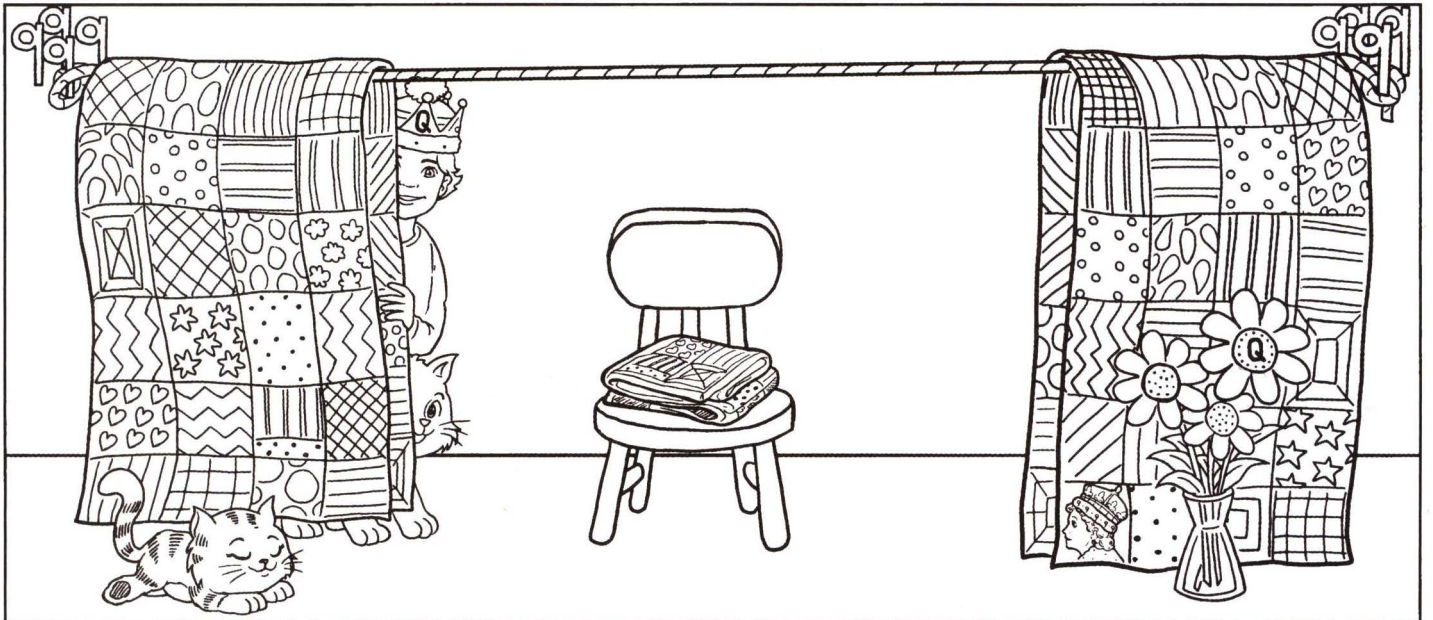
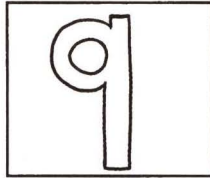






### A Trace. Write.



### B Find. Color.






# Let's Talk

## Color.

Ouch! I hurt my head!

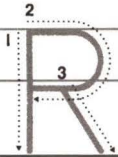
Ouch! I hurt my nose!

Ouch! I hurt my knee!





### A Trace. Write.



---

---

---





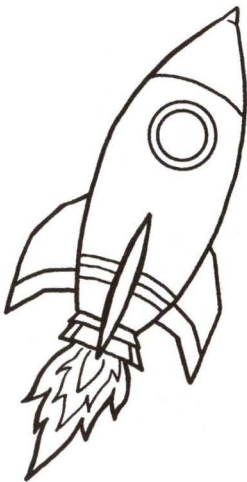


---

---

---

### B Circle the "r" pictures. Color.





R

r




# Let's Talk

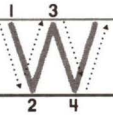
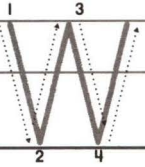
## Match. Color.



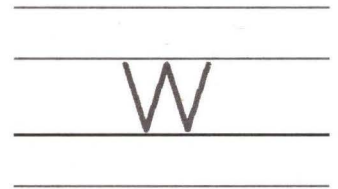
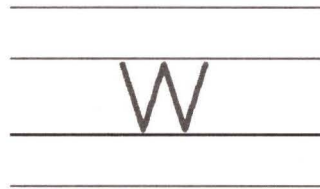
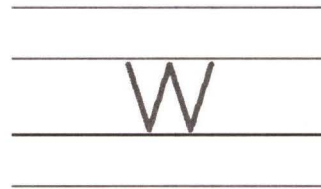
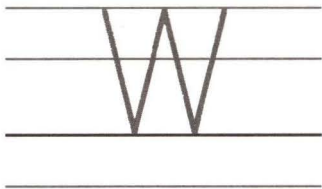
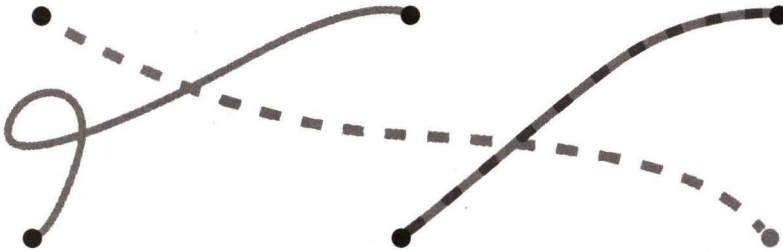

✓ Parent's signature: \_\_\_\_\_



**A** Trace. Write.




**B** Connect. Trace. Color.





# Let's Talk

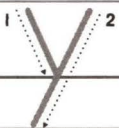
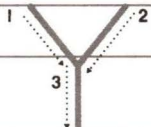
## Match. Color.












✓ Parent's signature: \_\_\_\_\_



### A Trace. Write.




### B Match. Color.





# Let's Talk

## C Color.




## D Color.

H Q R W Y


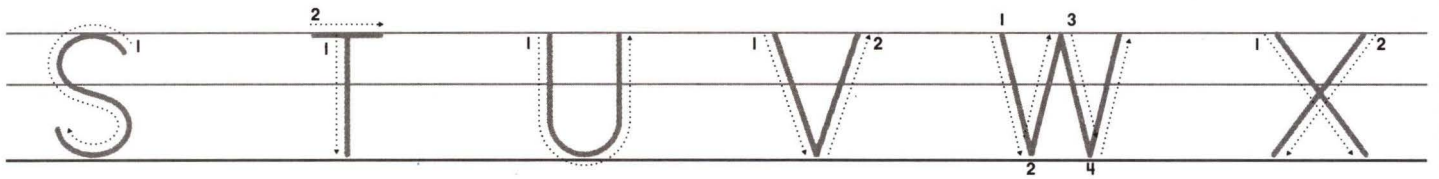
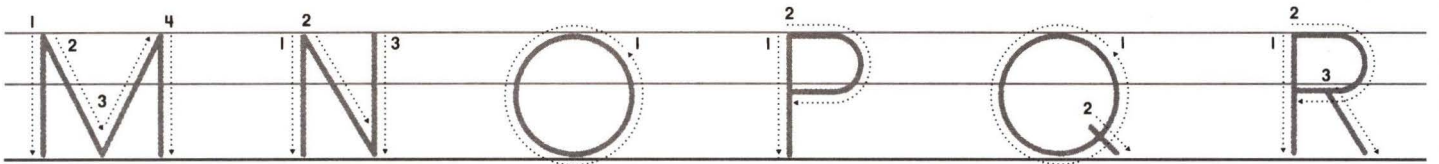
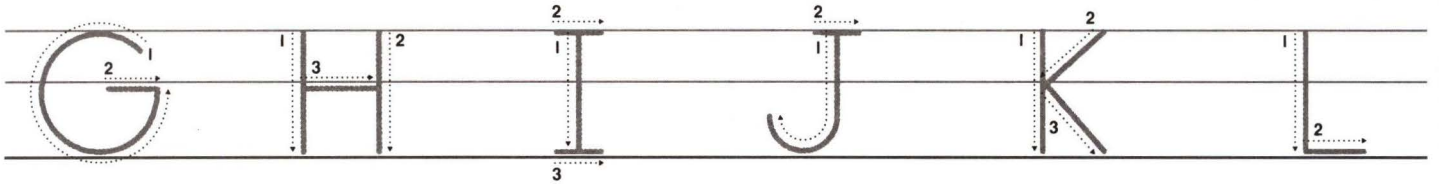
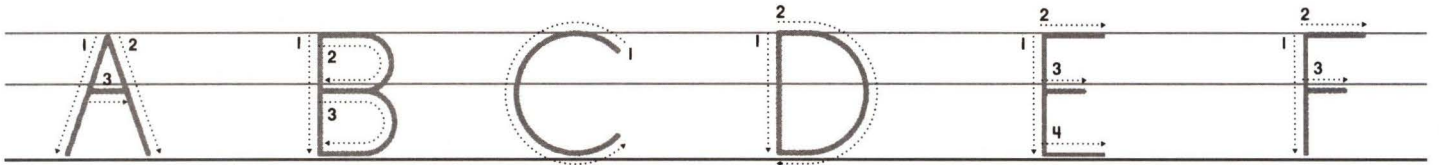
✓ Parent's signature: \_\_\_\_\_

Lesson 27  
The  
Alphabet

Let's Learn


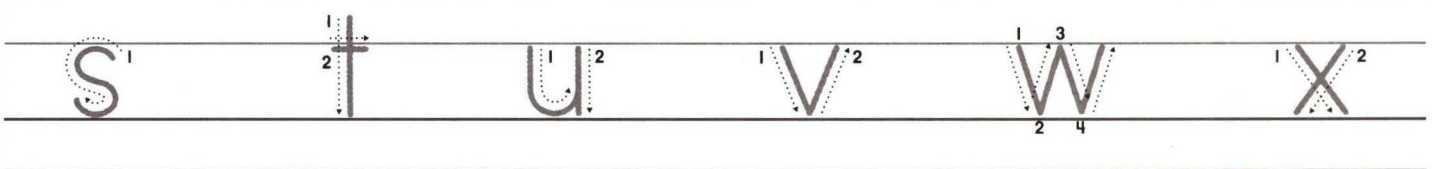
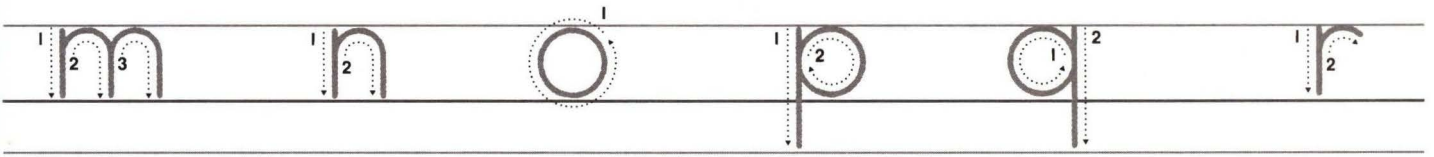

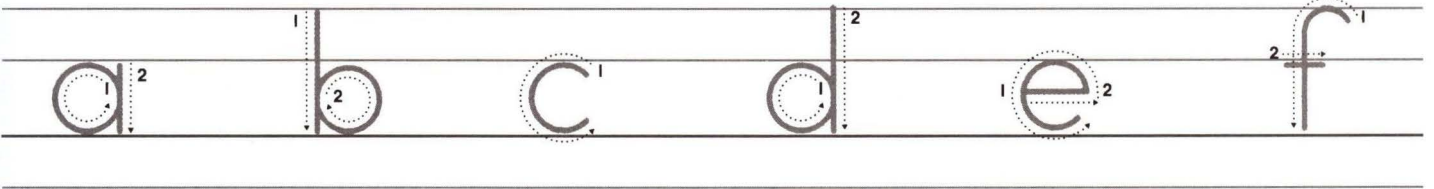


**A** Trace.






**B Trace.**



✓ Parent's signature: \_\_\_\_\_



**A** Connect the letters and numbers. Color.






# Let's Talk

## B Color.




✓ Parent's signature: \_\_\_\_\_



## The Vowels

### A Color. Trace.



Aa

Ee

Ii

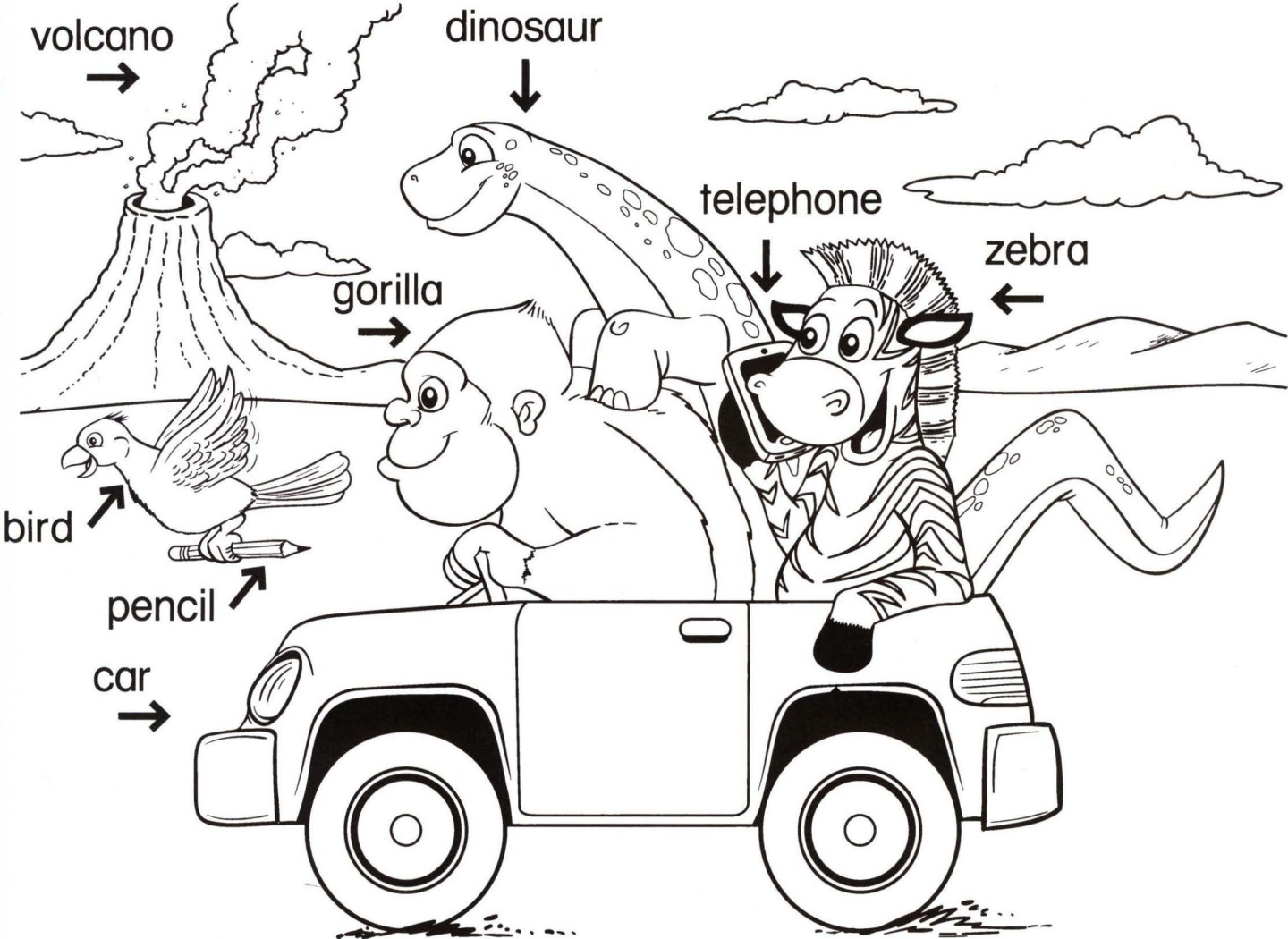
Oo

Uu



# The EE Group

## B Color. Trace.



Bb

Cc

Dd

Gg

Pp

Tt


Vv

Zz

✓ Parent's signature: \_\_\_\_\_

# The EH Group

## Color. Trace.



Ff

Ll

Mm

Nn

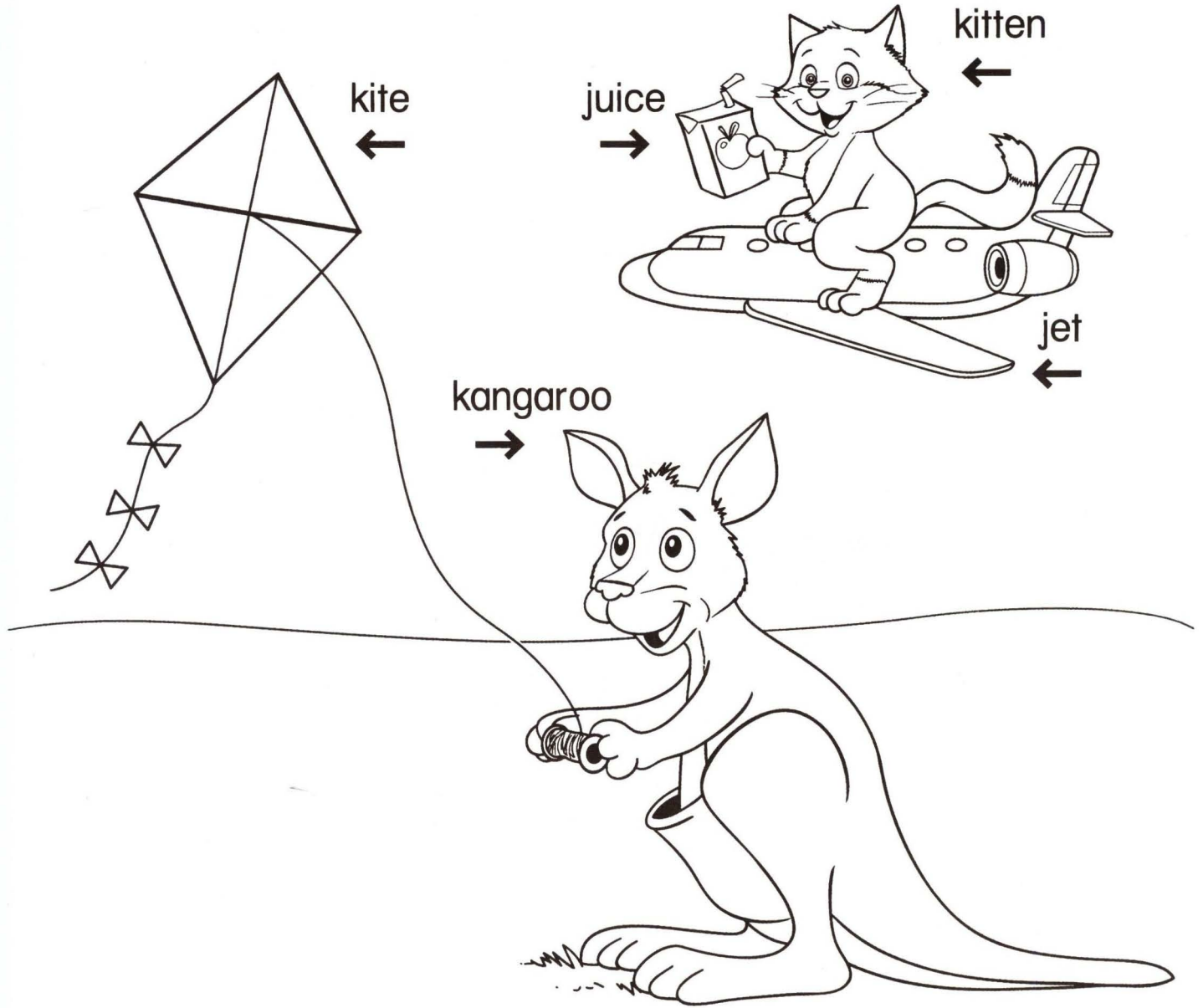
Ss

Xx



# The EI Group

## D Color. Trace.



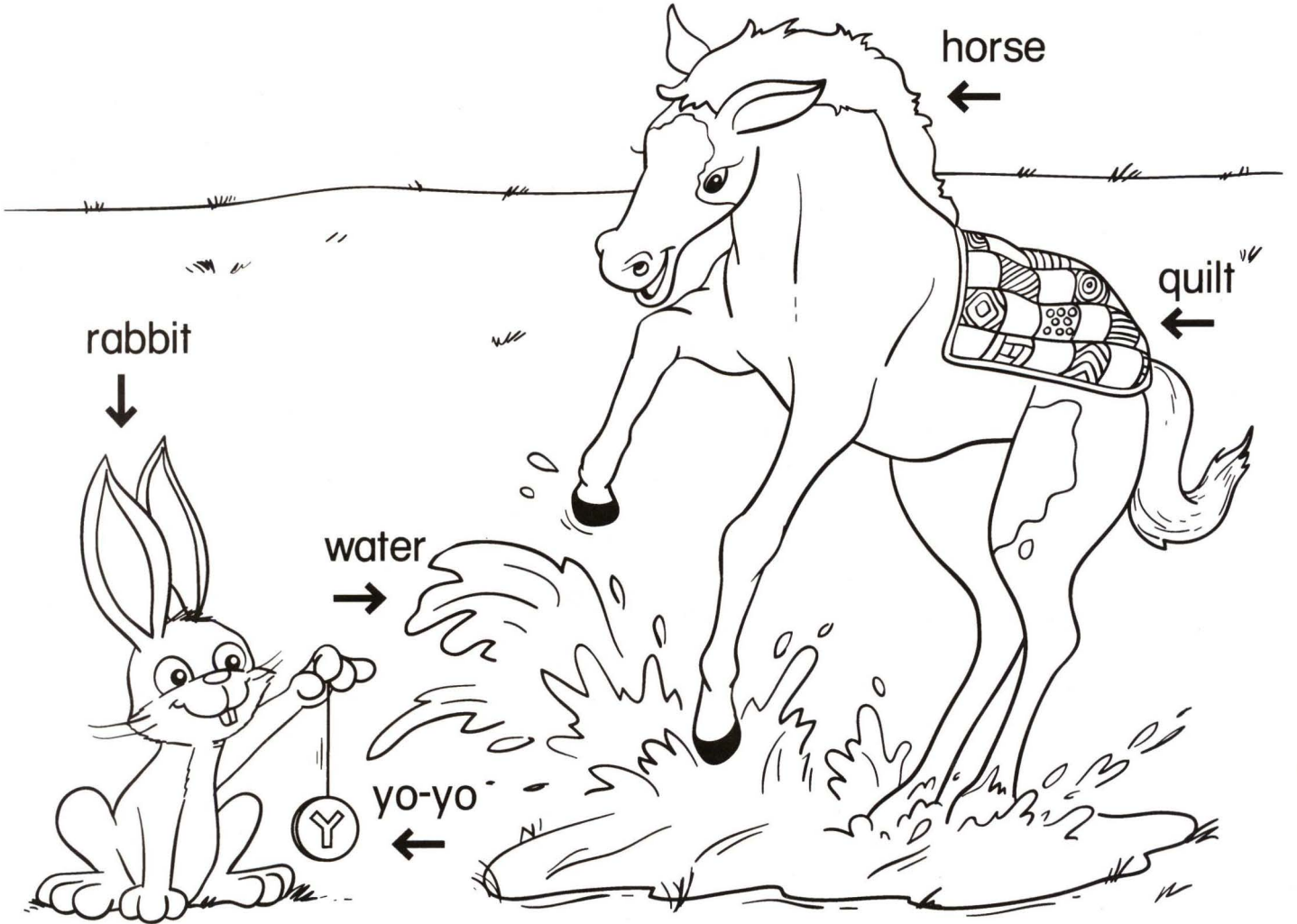
Jj

Kk

✓ Parent's signature: \_\_\_\_\_

# The Mixed Group

**E** Color. Trace.



Hh

Qq

Rr

Ww

Yy



Oxford University Press is the world's authority on the English language.

As part of the University of Oxford, we are committed to furthering English language learning worldwide.

We continuously bring together our experience, expertise and research to create resources such as this one, helping millions of learners of English to achieve their potential.



**OXFORD**  
UNIVERSITY PRESS

[www.oup.com/elt](http://www.oup.com/elt)



## Let's talk. Let's learn. Let's Go!

Energize your English classes with the trusted methodology of **LET'S GO**.

**LET'S GO** is full of fun, collaborative activities that get students talking in English from the very beginning.

- NEW** **Animated videos:** conversations, songs, and chants create excitement in class and motivate students to speak in English
- NEW** **Teacher's Resource Center:** Online Practice and an extensive online library of easy-to-access teaching resources help get the most out of each class
- NEW** **Can-do statements:** can-do statements with supporting activities allow students to measure their progress
- NEW** **Let's Begin series:** a two-level introductory course provides the perfect building blocks for learning English

### Students

- **Student Book**
- **Workbook**  
Online Practice
- **Online Play**  
Student's Website



### Teachers

- **Teacher's Pack**  
Classroom Presentation Tool, Teacher's Guide, and Teacher's Resource Center
- **Class Audio CDs**
- **Teacher Cards**



ISBN 978-0-19-404996-2

