


OXFORD

LET'S
BEGIN
1

LET'S GO

5th
Edition

STUDENT BOOK



Ritsuko Nakata
Karen Frazier
Barbara Hoskins
Carolyn Graham



 **Class Audio**

Find the audio tracks on Online Play:

www.oup.com/elt/letsgo

STUDENT BOOK

LET'S
BEGIN
1

LET'S GO

5th
Edition



Ritsuko Nakata Karen Frazier Barbara Hoskins SONGS AND CHANTS BY Carolyn Graham

OXFORD
UNIVERSITY PRESS

OXFORD
UNIVERSITY PRESS

198 Madison Avenue
New York, NY 10016 USA

Great Clarendon Street, Oxford, OX2 6DP, United Kingdom

Oxford University Press is a department of the University of Oxford.
It furthers the University's objective of excellence in research, scholarship,
and education by publishing worldwide. Oxford is a registered trade
mark of Oxford University Press in the UK and in certain other countries

© Oxford University Press 2018

The moral rights of the author have been asserted

First published in 2018

2022 2021 2020 2019 2018

10 9 8 7 6 5 4 3 2 1

No unauthorized photocopying

All rights reserved. No part of this publication may be reproduced, stored
in a retrieval system, or transmitted, in any form or by any means, without
the prior permission in writing of Oxford University Press, or as expressly
permitted by law, by licence or under terms agreed with the appropriate
reprographics rights organization. Enquiries concerning reproduction outside
the scope of the above should be sent to the ELT Rights Department, Oxford
University Press, at the address above

You must not circulate this work in any other form and you must impose
this same condition on any acquirer

Links to third party websites are provided by Oxford in good faith and for
information only. Oxford disclaims any responsibility for the materials
contained in any third party website referenced in this work

ISBN: 9780194049962 (Student Book)

Printed in China

This book is printed on paper from certified and well-managed sources

ACKNOWLEDGMENTS

Cover illustration: Daniel Griffo

Back cover photograph: Oxford University Press building/David Fisher

Illustrations by: Daniel Griffo: pages 4 to 17, 58, 59 and cats on pages 4, 5, 6, 8,
10, 12, 14, 16, 18, 20, 22, 24, 26, 28, 30, 32, 34, 36, 38, 40, 42, 44, 46, 48, 50, 52,
54, 56, 58, 60, 63; Lalena Fisher: pages 4, 18 to 29, 58, 59; Daniel Sharp: pages
5, 30 to 43, 58, 59; Michael Morris: pages 5, 44 to 58, 59, 61

Table of Contents

Let's Get Ready!	4
Lessons 1-5 The Vowels	6
	Aa, Ee, Ii, Oo, Uu
Lessons 6-13 The EE Group	16
	Cc, Gg, Bb, Dd, Pp, Tt, Vv, Zz
Lessons 14-19 The EH Group	32
	Ff, Ll, Mm, Nn, Ss, Xx
Lessons 20-21 The EI Group	44
	Jj, Kk
Lessons 22-26 The Mixed Group	48
	Hh, Qq, Rr, Ww, Yy
Lesson 27 The Alphabet	58
Lesson 28 Goodbye!	60
Syllabus	62
Word List	64

The order of the letters is based on the Model, Action, Talk Method developed by Ritsuko Nakata.
See the Teacher's Guide for more information.




Let's Get Ready!



A Listen and point.  1.02

The Vowels



Ii



Oo



Uu

The EE Group



Bb



Dd



Pp



Tt




Vv



Zz



The EH Group



The EI Group



The Mixed Group






A Learn the words.  1.03



1. **A**ndy



2. **a**nt



3. **a**lligator



4. **a**pple


B Watch, point, and chant.    1.04 

The A Chant



Let's Talk

C Listen and say.  1.05



I can say the **Aa** words.

I can say **Hi!** and **Hello!**




A Learn the words.  1.06



1. Eddie



2. elbow




3. egg



4. elephant

B Watch, point, and chant.    1.07 

The E Chant



Let's Talk

C Ask and answer.  1.08



I can say the **Ee** words.

I can say What's your name?


I'm Eddie.



A Learn the words.  1.09




1. Isabel



2. ink




3. igloo



4. insect

B Watch, point, and chant.    1.10 



Let's Talk

C Ask and answer.  



Hi! How are you?

I'm fine.



I can say the **Ii** words.

I can say Hi! How are you?

I'm fine.




A Learn the words.  1.12



1. Oliver



2. octopus



3. omelet



4. ostrich


B Watch, point, and chant.    1.13 

The O Chant



Let's Talk

C Ask and answer.  1.14



book



ball



jump rope



doll



I can say the **Oo** words.

I can say



A Learn the words.  1.15




1. **U**ncle Jim



2. **u**mpire



3. **u**mbrella



4. **u**pside down

B Watch, point, and chant.    1.16 



C Listen and sing the **A-E-I-O-U** Song.  1.17 

Let's Talk

D Ask and answer.  1.18



balloon



bicycle



cap



bat



I can say the **Uu** words.

I can say What is it?

It's a **cap**.



A Learn the words.  1.19



1. Carol



2. car



3. cat



4. candy


B Watch, point, and chant.    1.20 

The C Chant



Let's Talk

C Listen and say.  1.21




2



3



4



5



I can say the **Cc** words.

I can count: 1, 2, 3, 4, 5!



A Learn the words.  1.22



1. Gail



2. girl



3. gorilla



4. game


B Watch, point, and chant.    1.23 

The G Chant




Let's Talk


C Listen and say.  1.24




7



8



9



10



I can say the **Gg** words.

I can count: 6, 7, 8, 9, 10!



A Learn the words. 1.25



1. Beth



2. boy




3. bird



4. bag

B Watch, point, and chant. 1.26



The B Chant


C Listen and sing the **B-C G-C** Song. 1.27

Let's Talk

D Ask and answer.  1.28

How many?

7!



I can say the **Bb** words.

I can say How many?

7!



A Learn the words.  1.29




1. David



2. dog



3. desk



4. dinosaur

B Watch, point, and chant.    1.30 

The D Chant



Let's Talk

C Ask and answer.  1.31

How old are you?

I'm 7.




I can say the **Dd** words.

I can say How old are you?

I'm 7.



A Learn the words.  1.32



1. Peter



2. peach



3. pencil



4. picture

B Watch, point, and chant.    1.33 




The P Chant

C Listen and sing the **D-G P-G** Song.  1.34 


Let's Talk

D Ask and answer.  1.35

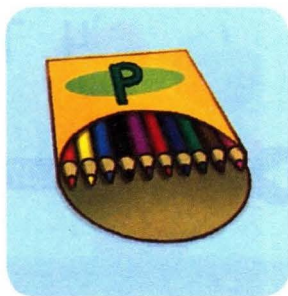


What are they?


They're eggs.




eggs



pencils



pictures



peaches



I can say the **Pp** words.

I can say What are they?

They're **eggs**.



A Learn the words.  1.36




1. Tom



2. table




3. telephone



4. TV

B Watch, point, and chant.    1.37 

The T Chant




Let's Talk


C Ask and answer.  1.38

What are they?


They're cars.




cars



apples



dinosaurs



books



I can say the **Tt** words.

I can say **What are they?**

They're **cars**.



A Learn the words.  1.39



1. Vicky



2. volcano



3. vest



4. violin

B Watch, point, and chant.    1.40 

The V Chant



Let's Talk

C Ask and answer.  1.41

What color is it?

It's blue.



I can say the **Vv** words.

I can say What color is it?

It's **blue**.




A Learn the words. 1.42




1. Zack



2. zebra



3. zero



4. zipper

B Watch, point, and chant. 1.43



C Listen and sing the **T-V Z-V** Song. 1.44

Let's Talk

D Ask and answer.  1.45



I can say the **Zz** words.

I can say What color is it?


It's **pink**.



Learn the words.  1.46



1. Fay



2. finger



3. foot



4. fan

B Watch, point, and chant.    1.47 

The F Chant



Let's Talk

C Ask and answer.  1.48

What shape is it?


It's a circle.



a circle



a square



a triangle



a rectangle



I can say the **Ff** words.

I can say What shape is it?

It's **a circle**.



A Learn the words.  1.49



1. Luke



2. lamb



3. lemon



4. lion

B Watch, point, and chant.    1.50 




Let's Talk

C Ask and answer.  1.51

What shape is it?

It's a star.



a star



a diamond



a heart



an oval



I can say the **LI** words.

I can say

It's a **star**.



A Learn the words. 1.52



1. **M**ary



2. **m**oon




3. **m**an



4. **m**onkey

B Watch, point, and chant. 1.53




The M Chant

C Listen and sing the **F-L-M** Song. 1.54

Let's Talk

D Listen and say.  1.55



I can say the **Mm** words.

I can say Good morning.

Good night.




A Learn the words.  1.56



1. **N**ina



2. **n**ut



3. **n**otebook



4. **n**est

B Watch, point, and chant.    1.57 



The N Chant

Let's Talk

C Listen and say.  1.58

Thank you!

You're welcome.



I can say the **Nn** words.

I can say Thank you!


You're welcome.



A Learn the words.  1.59



1. Scott



2. sandwich



3. seesaw



4. sun




B Watch, point, and chant.    1.60 



The S Chant

Let's Talk

C Listen and say.  1.61



I can say the **Ss** words.

I can say This is my **body**.



A Learn the words. 1.62



1. Mr. X



2. X-ray




3. box



4. fox

B Watch, point, and chant. 1.63



The X Chant

C Listen and sing the **N-S-X** Song. 1.64


Let's Talk

D Listen and say.  1.65

These are my eyes.



These are my ears.



This is my nose.



These are my fingers.



I can say the **Xx** words.

I can say These are my **eyes**.



A Learn the words.  1.66



1. Jenny



2. jam



3. juice



4. jet

B Watch, point, and chant.    1.67 


The J Chant




Let's Talk

C Listen and say. 1.68

These are my arms.




These are my hands.



These are my legs.



These are my feet.



I can say the **Jj** words.

I can say These are my **arms**.




A Learn the words.  1.69



1. Kate



2. kitten



3. kite



4. kangaroo

B Watch, point, and chant.    1.70 

The K Chant



Let's Talk

C Listen and say. 1.71

This is my left hand.




This is my right hand.



This is my left foot.



This is my right foot.



I can say the **Kk** words.

I can say This is my **left hand**.




A Learn the words. 1.72



1. Henry



2. hat



3. horse



4. house

B Watch, point, and chant. 1.73




The H Chant

C Listen and sing the **J-K-H** Song. 1.74


Let's Talk

D Listen and say. 1.75


Touch your shoulders.




Touch your elbows.



Touch your knees.



Touch your toes.



I can say the **Hh** words.

I can say Touch your **shoulders**.



A Learn the words. 1.76



1. Quinn



2. queen



3. quilt



4. question

B Watch, point, and chant. 1.77


The Q Chant




Let's Talk

C Listen and say. 1.78


Ouch! I hurt my knee.



Ouch! I hurt my nose.



Ouch! I hurt my head.



Ouch!



I can say the **Qq** words.


I can say Ouch! I hurt my **knee**.



A Learn the words. 1.79



1. Roger



2. rocket




3. rabbit



4. radio


B Watch, point, and chant. 1.80



C Listen and sing the **Q-R** Song. 1.81

Let's Talk

D Listen and say.  1.82



I can say the **Rr** words.


I can say Let's go! **Up!** Ok!



A Learn the words.  1.83



1. Wendy



2. water



3. watch



4. woman

B Watch, point, and chant.    1.84 



The W Chant

Let's Talk

C Listen and say.  1.85




I can run.

I can skip.

I can walk.

I can jump.

 I can say the **Ww** words.

I can say I can **walk**.



A Learn the words.  1.86



1. Yolanda



2. yak



3. yarn



4. yo-yo

B Watch, point, and chant.    1.87



C Listen and sing the **W-Y** Song.  1.88 

Let's Talk

D Listen and say.  1.89

I can swim.



I can hop.



I can dance.



I can sing.






I can say the **Yy** words.

I can say I can swim.



A Listen, point, and sing.  1.90 





I can say the alphabet.



A Play a game. Say the letters. Say a word.

A word search puzzle on a yellow grid background. The puzzle consists of various letters in different colors (red, blue, green, purple) and question marks. Several illustrations are scattered throughout the grid:

- A green arrow pointing down at the top left.
- A red car in the top middle.
- A black ant in the top right.
- A blue gorilla on the far right.
- A blue ostrich with a yellow egg in the center.
- A blue igloo in the middle left.
- A blue lion on the bottom right.
- A red fish on the bottom left.

The letters in the puzzle include: k, N, A, R, I, D, t, f, J, g, m, O, H, x, V, q, u, b, w, B, a, Y, T, L, K, E, Z, h, s, F, j, G, d, U, Q, i, c, S, X, W, z, r, o, p, n, I, C, e, M, P, y, v, ? (multiple), ? (multiple).

Let's Talk

B Listen and say.  1.91



C Sing the Goodbye Song.  1.92 



I can say the words. See you
I can say Goodbye! later!

Let's Begin 1 Syllabus

Let's Get Ready!

The Vowels: **A E I O U**

The EI Group: **J K**

The EE Group: **C G B D P T V Z**

The Mixed Group: **H Q R W Y**

The EH Group: **F L M N S X**

Lesson	Let's Learn	Let's Talk
1	Aa Andy ant, alligator, apple The A Chant	Language: Hi! Hello.
2	Ee Eddie elbow, egg, elephant The E Chant	Language: What's your name? I'm Eddie.
3	Ii Isabel ink, igloo, insect The I Chant	Language: Hi! How are you? I'm fine.
4	Oo Oliver octopus, omelet, ostrich The O Chant	Toys: book, ball, jump rope, doll Language: What is it? It's a ball.
5	Uu Uncle Jim umpire, umbrella, upside down The U Chant The A-E-I-O-U Song	Toys: balloon, bicycle, cap, bat Language: What is it? It's a balloon.
6	Cc Carol car, cat, candy The C Chant	Numbers: 1, 2, 3, 4, 5 Language: Let's count! OK! 1!
7	Gg Gail girl, gorilla, game The G Chant	Numbers: 6, 7, 8, 9, 10 Language: Let's count! OK! 6!

Lesson	Let's Learn	Let's Talk
8	Bb Beth boy, bird, bag The B Chant The B-C G-C Song	Language: How many? 7!
9	Dd David dog, desk, dinosaur The D Chant	Language: How old are you? I'm 7.
10	Pp Peter peach, pencil, picture The P Chant The D-G P-G Song	Plurals: eggs, pencils, pictures, peaches Language: What are they? They're eggs.
11	Tt Tom table, telephone, TV The T Chant	Plurals: cars, apples, dinosaurs, books Language: What are they? They're cars.
12	Vv Vicky volcano, vest, violin The V Chant	Colors: blue, red, yellow, green, orange Language: What color is it? It's blue.
13	Zz Zack zebra, zero, zipper The Z Chant The T-V Z-V Song	Colors: pink, purple, black, brown, white Language: What color is it? It's purple.
14	Ff Fay finger, foot, fan The F Chant	Shapes: a circle, a square, a triangle, a rectangle Language: What shape is it? It's a circle.



Lesson	Let's Learn	Let's Talk
15	Ll Luke lamb, lemon, lion The L Chant	Shapes: a star, a diamond, a heart, an oval Language: What shape is it? It's a star.
16	Mm Mary moon, man, monkey The M Chant The F-L-M Song	Language: Good morning! Good night!
17	Nn Nina nut, notebook, nest The N Chant	Language: Thank you. You're welcome.
18	Ss Scott sandwich, seesaw, sun The S Chant	Body: body, head, face, mouth Language: This is my body.
19	Xx Mr. X X-ray, box, fox The X Chant The N-S-X Song	Body: eyes, ears, nose, fingers Language: These are my eyes. This is my nose.
20	Jj Jenny jam, juice, jet The J Chant	Body: arms, hands, legs, feet Language: These are my arms.
21	Kk Kate kitten, kite, kangaroo The K Chant	Body: right, left, hand, foot Language: This is my right hand.

Lesson	Let's Learn	Let's Talk
22	Hh Henry hat, horse, house The H Chant The J-K-H Song	Body: shoulders, elbows, knees, toes Language: Touch your shoulders.
23	Qq Quinn queen, quilt, question The Q Chant	Body: knee, nose, head Language: Ouch! I hurt my knee.
24	Rr Roger rocket, rabbit, radio The R Chant The Q-R Song	Directions: up, down, turn around, in, out Language: Let's go! OK!
25	Ww Wendy water, watch, woman The W Chant	Actions: walk, run, skip, jump Language: I can walk.
26	Yy Yolanda yak, yarn, yo-yo The Y Chant The W-Y Song	Actions: swim, hop, sing, dance Language: I can swim.
27	The Alphabet The Alphabet Song	
28	Goodbye!	Language: Goodbye! See you later! The Goodbye Song

Word List

A

a (letter) 6
 a (word) 13
 A 6
 alligator 6
 an 35
 ant 6
 apple 6
 apples 27
 are 11
 arms 45

B

b 20
 B 20
 bag 20
 ball 13
 balloon 15
 bat 15
 bicycle 15
 bird 20
 black 31
 blue 29
 body 41
 book 13
 books 27
 box 42
 boy 20
 brown 31

C

c 16
 C 16
 can 55
 candy 16
 cap 15
 car 16
 cars 27
 cat 16
 circle 33
 color 29
 count 19

D

d 22
 D 22
 dance 57
 desk 22
 diamond 35

dinosaur 22
 dinosaurs 27
 dog 22
 doll 13
 down 53

E

e 8
 E 8
 ears 43
 egg 8
 eggs 25
 eight (8) 19
 elbow 8
 elbows 49
 elephant 8
 eyes 43

F

f 32
 F 32
 face 41
 fan 32
 feet 45
 fine 11
 finger 32
 fingers 43
 five (5) 17
 foot 32
 four (4) 17
 fox 42

G

g 18
 G 18
 game 18
 girl 18
 go 53
 good morning 37
 good night 37
 goodbye 61
 gorilla 18
 green 29

H

h 48
 H 48
 hand 47
 hat 48

head 41
 heart 35
 hello 7
 hi 7
 hop 57
 horse 48
 house 48
 how 11
 hurt 51

I

i 10
 I (letter) 10
 I (word) 51
 I'm 11
 igloo 10
 in 53
 ink 10
 insect 10
 is 13
 it 13
 it's 13

J

j 44
 J 44
 jam 44
 jet 44
 juice 44
 jump 55
 jump rope 13

K

k 46
 K 46
 kangaroo 46
 kite 46
 kitten 46
 knee 51
 knees 49

L

l 34
 L 34
 lamb 34
 left 47
 legs 45
 lemon 34
 let's 17
 lion 34

M

m 36
 M 36
 man 36
 many 21
 monkey 36
 moon 36
 mouth 41
 my 41

N

n 38
 N 38
 name 9
 nest 38
 nine (9) 19
 nose 43
 notebook 38
 nut 38

O

o 12
 O 12
 octopus 12
 OK 17
 old 23
 omelet 12
 one (1) 17
 orange 29
 ostrich 12
 ouch 51
 out 53
 oval 35

P

p 24
 P 24
 peach 24
 peaches 25
 pencil 24
 pencils 25
 picture 24
 pictures 25
 pink 31
 purple 31

Q

q 50
 Q 50
 queen 50

question 50
 quilt 50

R

r 52
 R 52
 rabbit 52
 radio 52
 rectangle 33
 red 29
 right 47
 rocket 52
 run 55

S

s 40
 S 40
 sandwich 40
 see you later 61
 seesaw 40
 seven (7) 19
 shape 33
 shoulders 49
 sing 57
 six (6) 19
 skip 55
 square 33
 star 35
 sun 40
 swim 57

T

t 26
 T 26
 table 26
 telephone 26
 ten (10) 19
 thank you 39
 these 43
 they 25
 they're 25
 this 41
 three (3) 17
 toes 49
 touch 49
 triangle 33
 turn around 53
 TV 26
 two (2) 17

U

u 14
 U 14
 umbrella 14
 umpire 14
 uncle 14
 up 53
 upside down 14

V

v 28
 V 28
 vest 28
 violin 28
 volcano 28

W

w 54
 W 54
 walk 55
 watch 54
 water 54
 what 13
 what's 9
 white 31
 woman 54

X

x 42
 X 42
 x-ray 42

Y

y 56
 Y 56
 yak 56
 yarn 56
 yellow 29
 yo-yo 56
 you 11
 You're
 welcome 39
 your 9


Z

z 30
 Z 30
 zebra 30
 zero (0) 30
 zipper 30

Oxford University Press
is the world's authority
on the English language.

As part of the University
of Oxford, we are
committed to furthering
English language learning
worldwide.

We continuously bring
together our experience,
expertise and research to
create resources such as
this one, helping millions
of learners of English to
achieve their potential.



OXFORD
UNIVERSITY PRESS

www.oup.com/elt



Let's talk. Let's learn. Let's Go!

Energize your English classes with the trusted
methodology of **LET'S GO**.

LET'S GO is full of fun, collaborative activities that get
students talking in English from the very beginning.

- NEW** **Animated videos:** conversations, songs, and chants
create excitement in class and motivate students to speak
in English
- NEW** **Teacher's Resource Center:** Online Practice and an
extensive online library of easy-to-access teaching resources
help get the most out of each class
- NEW** **Can-do statements:** can-do statements with supporting
activities allow students to measure their progress
- NEW** **Let's Begin series:** a two-level introductory course provides
the perfect building blocks for learning English

Students

- **Student Book**
- **Workbook**
Online Practice
- **Online Play**
Student's Website



Teachers

- **Teacher's Pack**
Classroom Presentation Tool,
Teacher's Guide, and Teacher's
Resource Center
- **Class Audio CDs**
- **Teacher Cards**



ISBN 978-0-19-404996-2



9 780194 049962