


OXFORD

2

LET'S GO

5th Edition

STUDENT BOOK



Ritsuko Nakata
Karen Frazier
Barbara Hoskins
Carolyn Graham



Class Audio

Find the audio tracks on Online Play:

www.oup.com/elt/letsgo

STUDENT BOOK

2

LET'S GO

5th Edition



Ritsuko Nakata Karen Frazier Barbara Hoskins

SONGS AND CHANTS BY
Carolyn Graham

OXFORD
UNIVERSITY PRESS

OXFORD
UNIVERSITY PRESS

198 Madison Avenue
New York, NY 10016 USA

Great Clarendon Street, Oxford, OX2 6DP, United Kingdom

Oxford University Press is a department of the University of Oxford.
It furthers the University's objective of excellence in research, scholarship,
and education by publishing worldwide. Oxford is a registered trade
mark of Oxford University Press in the UK and in certain other countries

© Oxford University Press 2018

The moral rights of the author have been asserted

First published in 2018

2022 2021 2020 2019 2018

10 9 8 7 6 5 4 3 2 1

No unauthorized photocopying

All rights reserved. No part of this publication may be reproduced, stored
in a retrieval system, or transmitted, in any form or by any means, without
the prior permission in writing of Oxford University Press, or as expressly
permitted by law, by licence or under terms agreed with the appropriate
reprographics rights organization. Enquiries concerning reproduction outside
the scope of the above should be sent to the ELT Rights Department, Oxford
University Press, at the address above

You must not circulate this work in any other form and you must impose
this same condition on any acquirer

Links to third party websites are provided by Oxford in good faith and for
information only. Oxford disclaims any responsibility for the materials
contained in any third party website referenced in this work

ISBN: 9780194049368 (STUDENT BOOK)

Printed in China

This book is printed on paper from certified and well-managed sources

ACKNOWLEDGMENTS

Cover illustration: Daniel Griffo

Back cover photograph: Oxford University Press building/David Fisher

Illustrations by: Bernard Adnet: 11, 57, 75; Ilias Arahovitis: 8(t), 20(t), 42(t), 52(t),
53(t); Fian Arroyo: 27(t), 63(t); Jared Beckstrand: 24(t), 38, 62(t), 68(t); Reginald
Butler: 50(t), 51, 56(b); Donna Catanese: 7, 25, 34(t), 61, 69, 74; Terri & Joe
Chicko: 6(t); Lawrence Christmas: 39; Chi Chung: 9(b), 17, 35(b), 45(b), 63(b);
Garry Colby: 21; Bob Depew: 44(t), 45(t); Marion Eldridge: 64, 65; Kathi Ember:
18; Peter Francis: 29; Ken Gamage: 9(t); Michael Gardner: 8(tr), 13(b), 16(cl),
20(tl), 23(b), 32(b), 33(c), 35(bl), 63(cr), 70(tc), 73(t); Jesse Graber: 13(b), 26(t),
27(b), 31, 35(t), 72, 73; Daniel Griffo: cats on pages 4, 6, 8, 10, 12, 14, 16, 18,
21, 22, 24, 26, 28, 30, 32, 34, 36, 40, 42, 44, 46, 48, 50, 52, 54, 58, 60, 62, 64, 66,
68, 70 and 72; Sharon Harmer: 49(t); Diane Hays: 10; Richard Hoit: 5(b), 23(b),
41, 53(b), 59, 60(t), 70(t), 71(b); Colleen Madden: 54, 55; Katie McDee: 36, 37;
Shawn McKelvey: 14(t); Marc Mones/AA Reps Inc.: 32(t), 33, 56(t), 71(t); Sherry
Rogers: 15, 20(b), 49(b), 67; Dan Sharp: 2, 3, 4, 5(t), 6(b), 8(b), 12, 14(b), 16(b),
22, 23(t), 24(b), 26(b), 30, 32(b), 34(b), 40, 42(b), 44(b), 48, 50(b), 52(b), 58, 60(b),
62(b), 66, 68(b), 70(b); Janet Skiles: 13(t), 16(t); Ken Spengler: 28, 46, 47; Laura
Watson: 19; Christopher Wurth: 43

Table of Contents

Let's Remember	2
Unit 1 At School.....	4
Unit 2 My Things	12
Let's Review Units 1 and 2.....	20
Unit 3 Things I Can Do	22
Unit 4 Occupations	30
Let's Review Units 3 and 4	38
Unit 5 Things to Eat.....	40
Unit 6 My House	48
Let's Review Units 5 and 6	56
Unit 7 Routines	58
Unit 8 Doing Things.....	66
Let's Review Units 7 and 8.....	74
Syllabus	76
Word List	78



Kate



Andy



Jenny



Scott



Ginger



Sam



Let's Talk



Let's Learn



Let's Learn More



Let's Read

Phonics

Phonics



Let's Review

Let's Remember

A Listen, point, and say.  1.02

There are two cats!
They're in the tree.

I like pizza.

I want chicken.

I have three balls.



I can fly a kite.

This is a flower.

These are flowers, too.

Here you are.

Thank you.

You're welcome.

Unit

1

At School

Let's Talk



A Listen and say. 1.03

Hi, Scott. How are you?

I'm OK, thanks.
How about you?

Pretty good!

Goodbye, Scott!

See you later!

1.04

How about you?
I'm OK.
Pretty good!

Goodbye!
See you later!

I am = I'm

B Watch the video.

C Listen and sing.  1.05 

The Hello and Goodbye Song



Hi, Scott. How are you?

I'm fine, thank you.

Hi, Jenny. How are you?

Pretty good, thank you.

Hi, Andy. How are you?

OK, thank you.

Hi, Kate. How are you?

I'm fine.

Goodbye, Scott.

See you later, alligator!

Goodbye, Jenny.

See you later, alligator!

Goodbye, Andy.

See you later,


See you later.

See you later, alligator!

Goodbye, Kate!



D Say and act. Say hello and goodbye.



I can do this lesson.

Let's Learn



A Learn the words. 1.06



1. a picture



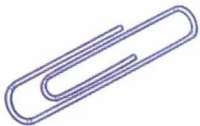
2. a window



3. a pencil sharpener



4. a workbook



5. a paper clip



6. a clock




7. a door



8. a calendar

B Ask and answer. 1.07



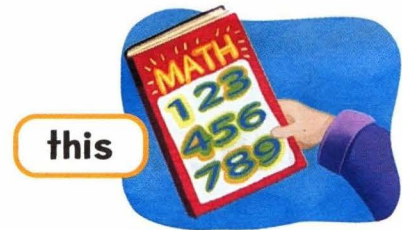

1.08

What's this?
It's a **picture**.

What's that?
It's a **window**.

It is = It's
What is = What's

C Ask and answer.  1.09




Is	this	a calendar?	Yes, it is.
	that		No, it isn't.

is not = isn't

D Watch, point, and chant.    1.11

What's This? What's That?



What's this?
 What's that?
 This is a spider.
 That's a cat.

What's this?
 What's that?
 This is a baseball.
 That's a bat.

This is a spider.
 That's a cat.
 This is a baseball.
 That's a bat.



I can do this lesson.


Let's Learn More



A Learn the words. 1.12



1. paper clips



2. pictures



3. clocks



4. workbooks



5. calendars



6. pencil sharpeners



7. windows



8. doors

B Ask and answer. 1.13

What are these?

They're paper clips.

What are those?

They're pictures.



What are these?
They're **paper clips**.

What are those?
They're **pictures**.

They are = They're

C Play a game. Ask your partner.  1.15

Are	these those	doors?	Yes, they are. No, they aren't.	are not = aren't
-----	----------------	--------	------------------------------------	------------------




D Listen and do.  1.16



1. Point to the clock.



2. Touch the picture.



3. Write your name.



4. Sharpen your pencil.

 I can do this lesson.

Let's Read



Phonics

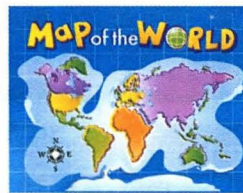
A B C D E F G H I J K L **M N** O P Q R S T U V W X Y Z
a b c d e f g h i j k l **m n** o p q r s t u v w x y z

A Listen, point, and say.  1.17

Mm



mop



map



mug

Nn



notebook



nine




nut

B Listen, point, and chant.  1.18 


The M N Phonics Chant

Hop on the **m**op,
Not the broom.
I **n**eed the **n**ame
Of the **m**an in the **m**oon.



C Listen and read along.  1.19

The Moon Map



Hop on a mop. Let's go to the moon! There's a map. OK!



What's that?
It's the moon.



Are those nuts?
Yes, they are. There are nine nuts on the moon.



What are these?
They're moon mugs.



I can do this lesson.


Unit 2

My Things Let's Talk




A Listen and say. 1.20

Whose bag is that?



I don't know.

Is it Scott's bag?



No, it isn't his bag.

Is it Jenny's bag?

Yes, it's her bag.



 1.21

Whose bag is that?

It's **Jenny's** bag. It's **her** bag.

It's **Scott's** bag. It's **his** bag.

Jenny's = her
Scott's = his

B Watch the video.

C Listen and sing.  1.22 

Whose Bag Is That?

Whose bag is that?

I don't know.

Is it Scott's bag?

No, no, no.

It isn't his bag.

No, it isn't.

No, it isn't Scott's bag.

Is it Jenny's bag?

Yes, it is.

It's her bag.

Yes, it is.

It isn't his bag.

It's her bag.


It isn't Scott's bag.



D Say and act. Ask your friend.

Whose bag is that?
Is it _____'s bag?

No, it isn't _____ bag.



Is it _____'s bag?

Yes, it's _____ bag.



I can do this lesson.

Let's Learn



A Learn the words. 1.23




1. a key



2. a candy bar



3. a comic book



4. a comb



5. a coin



6. a brush



7. a tissue



8. a watch

B Ask and answer. 1.24

What do you have?

I have a key.



1.25

What do you have?
I have a key.

C Play a game.  1.26

Do you have a key ? Yes, I do.	Do you have a tissue ? No, I don't.
--	---



D Watch, point, and chant.    1.27 

What Do You Have in Your Bag?


What do you have in your bag?

Look and see.

I have books! One, two, three.

One for you, and two for me.

I have books! One, two, three.



What do you have in your bag?

Look and see.

I have candy bars!

One, two, three.

One for you, and

two for me.

I have candy bars!

One, two, three.



I can do this lesson.

Let's Learn More



A Learn the words. 1.28



1. a camera



2. a key chain



3. a music player



4. a calculator



5. a train pass



6. an umbrella



7. a lunch box



8. a wallet


B Ask and answer. 1.29

What does he have?

He has a wallet.

What does she have?


She has a key chain.



What does he
she have?

He
She has a **wallet**.

C Ask your partner.  1.31



Does **she** have **an umbrella**?


Yes, **she** does.

No, **she** doesn't.

D Listen and do.  1.33



1. Listen to music.



2. Eat lunch.



3. Buy a comic book.



4. Take a picture.



I can do this lesson.

Let's Read



Phonics

A B C D E **F** G H I J K L M N O P Q R S T U **V** W X Y Z
a b c d e **f** g h i j k l m n o p q r s t u **v** w x y z

A Listen, point, and say.  1.34

Ff



fan

5

five



fork

Vv



van



vest




violin

B Listen, point, and chant.  1.35 


The F V Phonics Chant

The fox feels fine
On his visit to the van.
The van's very hot.
The fox loves the fan.



C Listen and read along.  1.36

Five Is Fine!



Faith loves five.
She feels fine.



She has five vests and
five foxes.



She has five fans, five
forks, and five violins, too.



Faith has one van.
But she wants five!



I can do this lesson.

Let's Review



A Listen and check. 1.37

<p>1.   </p> <p>A <input type="checkbox"/> B <input type="checkbox"/> C <input type="checkbox"/></p>	<p>2.   </p> <p>A <input type="checkbox"/> B <input type="checkbox"/> C <input type="checkbox"/></p>
<p>3.   </p> <p>A <input type="checkbox"/> B <input type="checkbox"/> C <input type="checkbox"/></p>	<p>4.   </p> <p>A <input type="checkbox"/> B <input type="checkbox"/> C <input type="checkbox"/></p>
<p>5.   </p> <p>A <input type="checkbox"/> B <input type="checkbox"/> C <input type="checkbox"/></p>	<p>6.   </p> <p>A <input type="checkbox"/> B <input type="checkbox"/> C <input type="checkbox"/></p>
<p>7.  </p> <p>A <input type="checkbox"/> B <input type="checkbox"/></p>	<p>8.  </p> <p>A <input type="checkbox"/> B <input type="checkbox"/></p>

B Play a game.



It's a **key**.
They're **pictures**.
He has a **comic book**.




I can talk about Unit 1.

1. How are you?
2. What are these?



I can talk about Unit 2.

1. What do you have in your bag?
2. What does she have?







Unit 3

Things I Can Do

Let's Talk



A Listen and say. 1.38



What's wrong?
I can't find my **book**.

cannot = can't

B Watch the video.

C Listen and sing.  1.40 

What's Wrong?

What's wrong, Andy?

I can't find my book.

What's wrong, Andy?

I can't find my book.


I can't hear the teacher.

I can't reach the bookshelf.

I can't find my pencil.

I can't see the board.

Oh, Andy!



He can't hear the teacher.

He can't reach the bookshelf.

He can't find his pencil.

He can't see the board.

D Say and act. Ask your friend.



What's wrong, _____?

Is it in your _____?

I can't find my _____.

I don't know.

Oh, here it is. It's in my _____.
Thanks!




I can do this lesson.

Let's Learn



A Learn the words. 1.41



1. ride a pony



2. play the piano



3. do a magic trick



4. play hopscotch



5. play with a yo-yo



6. do a cartwheel



7. do a somersault



8. jump rope

B Make sentences. 1.42

Look at him!
He can do a magic trick.


Look at her!
She can play the piano.



1.43

Look at	him!	He	can do a magic trick.
	her!	She	

C Ask and answer.  1.44




What can **she** do?
She can **jump rope**.

D Watch, point, and chant.    1.46 

Look at Me!


Look at me.
I can climb a tree.
Look at me.
Look at me.



Look at him. He can swim.
Look at him. He can swim.



Look at me.
I can climb a tree.
Look at me.
Look at me.



Look at her. She can run.
Look at her. She can run.

Look at me.
I can climb a tree.
Look at me.
Look at me.



I can do this lesson.

Let's Learn More



A Learn the words. 1.47



1. dance



2. swim



3. run



4. sing



5. skip



6. read



7. paint



8. color

B Make sentences. 1.48



1.49


They can read.

C Play a game. Ask your partner.  1.50

Can they **skip**?
Yes, they can.
No, they can't.



D Listen and do.  1.51



1. Play baseball.



2. Ride a bicycle.



3. Use chopsticks.



4. Speak English.



I can do this lesson.



Phonics


A B C D E F G H I J K **L** M N O P Q **R** S T U V W X Y Z
a b c d e f g h i j k **l** m n o p q **r** s t u v w x y z

A Listen, point, and say.  1.52

Ll



long



little



like

Rr



run



race




ride

B Listen, point, and chant.  1.53 

The L R Phonics Chant

The lion runs like the rabbit.
He loves to race at night.
Lions really love to run,
And stop at the red light.



C Listen and read along.  1.54


Me, Too!



**I like to ride bicycles.
Me, too! Let's ride.**



**I can jump! I like long
jump ropes.
Me, too! Let's jump.**



**I like little yo-yos.
Me, too! Let's play. Oops!**



**Look at me. I can run.
Me, too! Let's race!**



I can do this lesson.


Unit
4

Occupations

Let's Talk





A Listen and say.  1.55




 1.56

I hope you feel better soon.
Thanks.

B Watch the video.  


C Listen and sing.  1.57 

What's the Matter?



What's the matter?
What's the matter?
What's the matter?
I am sick.


What's the matter?
Are you OK?
I am sick today.
Oh, no!




hot



cold



tired



sad

D Say and act. What's the matter?

What's the matter, _____?

I'm _____.



That's too bad.
I hope you feel better soon.



I can do this lesson.

Let's Learn



A Learn the words. 1.58



1. a cook



2. a nurse




3. a taxi driver



4. a doctor



5. a police officer



6. a teacher




7. a student



8. a farmer

B Make sentences. 1.59



1.60

He's | a cook.
She's

He is = He's
She is = She's

C Ask and answer.  1.61



 1.62



Who's he?
He's a student.

Who is = Who's

D Watch, point, and chant.    1.63 

Is He a Teacher?

Is he a teacher?

Yes, he is.

Is she a student?

Yes, she is.

Are they nurses?

No, they aren't.

They're doctors.

Is he a farmer?

No, he isn't.

Is she a cook?

No, she isn't.

Are they teachers?

No, they aren't.

They're students.



I can do this lesson.

Let's Learn More



A Learn the words. 1.64



1. pilots



2. salesclerks



3. office workers



4. engineers



5. dentists



6. firefighters



7. teachers




8. students

B Ask and answer. 1.65

Who are they?

They're office workers.







Who are they?
They're **office workers**.



C Ask and answer.  1.67





Are they **dentists**?
Yes, they are. No, they aren't.

1.  

2.  

3.  

4.  

D Listen and do.  1.69



1. Drive a taxi.



2. Use a computer.



3. Fly a plane.



4. Climb a ladder.

 I can do this lesson.

Let's Read



Phonics

A B C D E F G H I J K L M N O P Q R S T U V W X Y Z
a b c d e f g h i j k l m n o p q r s t u v w x y z

A Listen, point, and say.  1.70

a_e

ai

ay



game



make



paint



rain



play



today


B Listen, point, and chant.  1.71 

The Long A Phonics Chant



Play today!
Paint the rain.
Make a cake.
Paint a wave.



C Listen and read along.  1.72

A Rainy Day



Oh, no! Look at the rain.
We can't play today.



I can make a cake.
I'm a cook!



Let's play a game.
No, let's paint.



I can paint pictures.
Look at my pictures!






I can do this lesson.




Let's Review



A Listen and check. 1.73

1.   




A B C

2.   




A B C

3.   




A B C

4.   



A B C

5.   



A B C

6.   

A B C

7.  

A B

8.  

A B

They're **firefighters**.

She can **swim**.

B Play a game.



A large board game grid with a path of yellow and blue arrows. The path starts at a green arrow labeled "START" pointing to a panel of two firefighters. It goes up to a panel of a woman at a computer, then right to a panel of a nurse, then right to a panel with "I Can" and a blank line. From there, it goes up to a panel of a girl swimming, then right to a panel of a boy with a drum, then down to a panel of a chef. From the chef, it goes left to a panel of a girl riding a horse, then left to a panel with "I Can't" and a blank line. From there, it goes up to a panel of a magician, then right to a panel of a pilot, then right to a panel with "I Can" and a blank line. Finally, it goes up to a panel with "END" in a red circle.



I can talk about Unit 3.

1. What can he do?
2. Can they sing?



I can talk about Unit 4.

1. Who's she?
2. Are they students?



Unit 5

Things to Eat

Let's Talk



A Listen and say. 2.02

What's for lunch, Mom?

Spaghetti.

Mmm. That's good.
I like spaghetti.

I do, too.

Do you want spaghetti?

Yes, please.

No, thank you!

 2.03

Do you want **spaghetti**?

Yes, please.

No, thank you!

B Watch the video.



C Listen and sing.  2.04 

The Spaghetti Song

Do you like spaghetti?

Yes, I do.

I do, too.

I do, too.

Do you like spaghetti?

Yes, I do.

I like spaghetti, too!

Do you want spaghetti?

Yes, I do.

I do, too.

I do, too.

Do you want spaghetti?

Yes, I do.


I want spaghetti, too!



D Say and act. Talk about food.

What's for lunch?

Do you want _____?




I can do this lesson.

Let's Learn




A Learn the words. 2.05



1. an omelet



2. a peach



3. a pear



4. a pancake



5. yogurt



6. cereal




7. tea



8. hot chocolate

B Ask and answer. 2.06

What does she want?




2.07

What does **she** want?

She wants a peach.

C Play a game.  2.08

Does **he** want **cereal**?
Yes, **he** does. No, **he** doesn't.



D Watch, point, and chant.    2.09 

Hungry Boy Chant

What does he want?

What does he want?

Listen carefully.

He wants

One egg,

Two bananas,

Three pancakes,

Four milk shakes,

Five cookies,


Six sandwiches.

He's a hungry boy.

He's a very hungry boy.

He's a hungry boy.

He's a very hungry boy.



I can do this lesson.

Let's Learn More



A Learn the words. 2.10



1. grapes



2. pancakes




3. peaches



4. hamburgers



5. stew



6. cheese



7. pasta



8. steak


B Ask and answer. 2.11



What does **she** like?

She likes **pancakes**.

C Ask your partner.  2.13




 2.14 

Does **he** like **steak**?

Yes, **he** does.

No, **he** doesn't.

D Listen and do.  2.15



1. Count the grapes.



2. Eat a hamburger.



3. Make pancakes.



4. Peel peaches.



I can do this lesson.



Phonics

A B C D E F G H I J K L M N O P Q R S T U V W X Y Z
a b c d e f g h i j k l m n o p q r s t u v w x y z

A Listen, point, and say.  2.16

e

ee

ea



me



we



tree



weed



clean




leaf

B Listen, point, and chant.  2.17 

The Long E Phonics Chant

He **eats** **weeds**.
So does she.
She **loves** **weeds**.
Not me!



C Listen and read along.  2.18


Weeds and Trees



We like trees.
We don't like weeds.



Look at me!
I have a green and yellow leaf.



Look at the park.
It's clean!



I'm hungry.
Can we eat weeds?



I can do this lesson.


Unit 6

My House Let's Talk




A Listen and say. 2.19

Where do you live, Jenny?




I live in Hillsdale.

What's your address?



It's 6 North Street.

What's your cell phone number?



It's (798) 555-2143.



Where do you live?
I live in **Hillsdale**.

What's your address?
It's **6 North Street**.

B Watch the video.

C Listen and sing.  2.21 



Hillsdale



Where do you live?
In Hillsdale.

What's your address
in Hillsdale?

Where do you live?
In Hillsdale.

What's your address
in Hillsdale?

I live in Hillsdale.



It's North Street.

How about you?

Number forty-two.

I live in Hillsdale, too.


I live next to you!



D Say and act. Tell where you live.


Where do you live?

I live in _____.



What's your address?

It's _____.



I can do this lesson.

Let's Learn



A Learn the words. 2.22



1. a bed



2. a bathtub



3. a sofa



4. a stove




5. a lamp



6. a sink





7. a TV



8. a refrigerator

B Ask and answer. 2.23



Where's the **workbook**?
It's **under** the **bed**.

Where is = Where's

in under
on by

C Make sentences.  2.25



There's **an umbrella** in the **bathtub**.
There are **balls** under the **TV**.

There is = There's

D Watch, point, and chant.    2.27 

Are There Books in the Bathtub?

Are there books in the bathtub?

No, there aren't.

Are there books in the sink?

No, there aren't.

Are there books in the refrigerator?

No, there aren't.

No, there aren't.

No, there aren't.

Is there a bird on the bed?

Yes, there is.

Is there a spider on the sofa?


Yes, there is.

Is there a baby in the bathtub?

Yes, there is.

Yes, there is.

Yes, there is.



I can do this lesson.

Let's Learn More



A Learn the words. 2.28



1. next to



2. in front of



3. behind

B Make sentences. 2.29



2.30

There's a **table** in front of the **sofa**.

C Play a game. Ask your partner.  2.31

Is there a **stove** next to the **sink**?
 Yes, there is.
 No, there isn't.

in in front of
 on behind
 under next to



D Listen and do.  2.32



1. Wash the dishes.



2. Take a bath.



3. Clean the room.



4. Make the bed.



I can do this lesson.



Phonics

A B C D E F G H I J K L M N O P Q R S T U V W X Y Z
a b c d e f g h i j k l m n o p q r s t u v w x y z

A Listen, point, and say.  2.33

i_e

y

i



kite



ride



fly



my



climb



find

B Listen, point, and chant.  2.34 


The Long I Phonics Chant


I like to fly my kite.

I like to ride my bike.

I don't like bikes. I like to hike.

I hate to hike. I like bikes.



C Listen and read along.  2.35

Save that Kite!



**What's wrong?
I can't find my kite.**



**Look! There are five kites
in the tree.
My kite is red and white.**



**Cat, please climb this tree.
My kite is red and white.
Grab that line!**



**Thank you, Cat!
Now I can fly my kite!**



I can do this lesson.




Let's Review






A Listen and check. 2.36

1.   




A B C

2.   

A B C

3.   

A B C

4.   

A B C

5.  

A B

6.  

A B

B Listen and number. 2.37



The yogurt is by the bowl. He's a police officer.

C Play a game.

Make sentences.



I can talk about Unit 5.

1. What does she want?
2. What does he like?



I can talk about Unit 6.

1. Where do you live?
2. Is there a ball in the bathtub?






Unit 7

Routines Let's Talk



A Listen and say. 2.38



 2.39

What time is it?
It's **six o'clock**.

B Watch the video.

C Listen and sing.  2.40 

What Time Is It?

What time is it?


It's eight o'clock.

It's time for school. Let's go!

Come on, let's go!

It's time for school.

It's eight o'clock. Let's go!



What time is it?


It's twelve o'clock.

It's time for lunch. Let's go!

Come on, let's go!

It's time for lunch.

It's twelve o'clock. Let's go!



What time is it?

It's nine o'clock.

It's time for bed. Let's go!

Come on, let's go!

It's time for bed.

It's nine o'clock. Let's go!

D Say and act. Tell time.

What time is it?

It's _____.

It's time for _____.



I can do this lesson.

Let's Learn



A Learn the words. 2.41



1. get up



2. brush my teeth



3. wash my face



4. comb my hair




5. get dressed



6. eat breakfast

B Ask and answer. 2.42

What do you do in the morning?



2.43

What do you do in the morning?
I eat breakfast.

C Ask and answer.  2.44



Do you **wash your face** in the afternoon?
Yes, I do.
No, I don't.

D Watch, point, and chant.    2.46 

What Do You Do in the Morning?

What do you do in the morning?

What do you do?

What do you do in the morning?

I brush my teeth.

What do you do?

What do you do?


What do you do?

I wash my face.

What do you do in the morning?

I get up and brush my teeth,
Wash my face, and comb my hair.

What do you do?
I comb my hair.
I comb my hair
in the morning.



I can do this lesson.

Let's Learn More




A Learn the words. 2.47



1. eat dinner



2. talk on the phone



3. do homework



4. take a bath



5. watch TV



6. study English

B Ask and answer. 2.48

What does he do in the evening?

Scott	1	2
Jenny	3	4
Maria	5	6

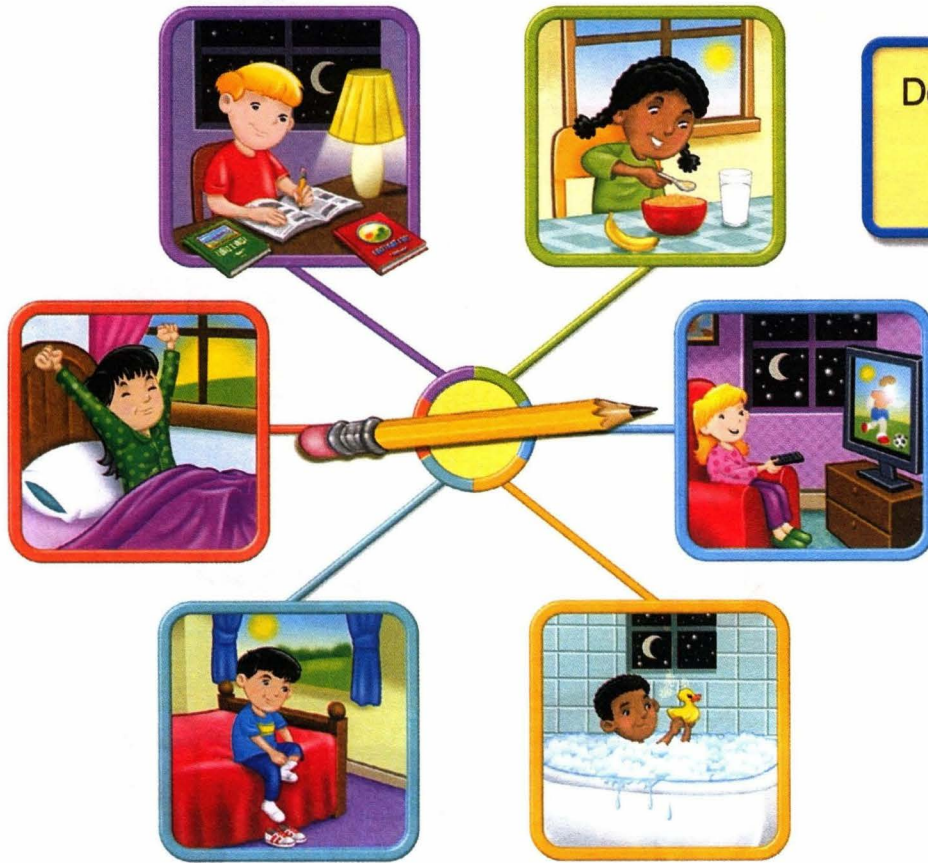
He watches TV.



What does **he** do in the evening?
He watches TV.

watches	does
takes	studies
talks	eats

C Play a game. Ask your partner.  2.50



Does **she** watch TV at night?
 Yes, **she** does.
 No, **she** doesn't.

D Listen and do.  2.51



1. Play the violin.



2. Take a shower.



3. Play video games.



4. Go to bed.

 I can do this lesson.

Let's Read



Phonics

A B C D E F G H I J K L M N O P Q R S T U V W X Y Z
a b c d e f g h i j k l m n o p q r s t u v w x y z

A Listen, point, and say.  2.52

o_e

oa

ow



home



rope



goat



oats



bowl



grow

B Listen, point, and chant.  2.53 


The Long O Phonics Chant

My **goat** loves **oats**,
Chicken **bones**,
Roses in a **bowl**,
And ice cream **cones**.




C Listen and read along.  2.54


A Day on the Farm



This is my home. I live on a farm. Where do you live?



The goats eat oats in the morning. What do you eat?



I grow peaches. Do you eat peaches in the afternoon?
Yes, we do!



Can we ride the pony?
Yes. Hold the rope.



I can do this lesson.

Unit 8

Doing Things

Let's Talk




A Listen and say. 2.55

Let's play a game!



What are you doing?



I'm riding a bicycle.

What are you doing?



We're swimming.

 2.56

What are you doing?
I'm riding a bicycle.
We're swimming.

We are = We're

B Watch the video.

C Listen and sing.  2.57 

What Are You Doing?




What are you doing?
I'm playing a game.
Watch what I do,
And then do the same.

Clap your hands.
Count to three.
Wiggle your toes.
Smile at me.




Nod your head.
Bend your knees.
Stamp your feet.
Now say "Please."

Snap your fingers.
Climb a tree.
Raise your arms.
Wave at me.




D Say and act. Play a guessing game.

What are you doing?



What are you doing?



I can do this lesson.

Let's Learn



A Learn the words. 2.58



1. dancing



2. swimming



3. sleeping



4. drawing



5. singing



6. running



7. walking



8. reading

B Ask and answer. 2.59

What's he doing?



He's drawing.



2.60

What's he doing?
He's drawing.

C Ask and answer.  2.61



Is she swimming?
Yes, she is.
No, she isn't.

D Watch, point, and sing.    2.63 

Doing Things



What's he doing?
Reading.
He's reading,
He's reading.

What's she doing?
Eating.
She's eating,
She's eating.

What are you doing?
Cooking.
I'm cooking,
I'm cooking.

What's he reading?
He's reading a comic
book and talking on
the telephone.

What's she eating?
She's eating spaghetti
and talking on
the telephone.

What are you cooking?
I'm cooking breakfast
and talking on
the telephone.



I can do this lesson.


Let's Learn More



A Learn the words. 2.64



1. at home



2. at school



3. at the park



4. at the store



5. at the library



6. at the zoo

B Ask and answer. 2.65




Where is Kate?

She's at the library.

C Play a game. Ask your partner.  2.67

Where is he ? He's at the park.	What's he doing? He's playing baseball.
---	---



study →	studying	buy →	buying
eat →	eating	take →	taking


D Listen and do.  2.68



1. Snap your fingers.



2. Stamp your feet.



3. Open your mouth.



4. Close your eyes.

 I can do this lesson.

Let's Read



Phonics

A B C D E F G H I J K L M N O P Q R S T U V W X Y Z
a b c d e f g h i j k l m n o p q r s t u v w x y z

A Listen, point, and say.  2.69

u_e



huge



tube

ue



blue



glue

ew



few



new

B Listen, point, and chant.  2.70 


The Long U Phonics Chant

My mule is cute.
Her name is June.
She loves sugar cubes
And new blue balloons.



C Listen and read along.  2.71

Making Art



Do you have glue?
Yes, I do. It's new.



Is that blue?
Yes, it is. I like blue.



Do you have a few tubes?
No, I don't. Ask Sue.



Look at it.
It's huge! It's singing!



I can do this lesson.

Let's Review



A Listen and check. 2.72

1.   

A B C

2.   




A B C

3.   

A B C

4.   

A B C

5.   



A B C

6.   

A B C

7.  

A B

8.  

A B

Is he jumping?

Yes, he is.

B Play a game.

- jump → jumping
- skip → skipping
- do → doing
- watch → watching



I can talk about Unit 7.

1. What time is it?
2. What does she do in the evening?



I can talk about Unit 8.

1. Where is he?
2. What's she doing?



Let's Go 2 Syllabus

Let's Remember

I like. I want. I have. I can.
There are, they're, this is, these are.

Here you are. Thank you.
You're welcome.

Let's Talk	Let's Learn	Let's Learn More	Let's Read
Unit 1 At School			
<p>Conversation: How are you? I'm OK. How about you? Pretty good! Goodbye. See you later! Song: The Hello and Goodbye Song</p>	<p>School Items: a picture, a window, a pencil sharpener, a workbook, a paper clip, a clock, a door, a calendar Language: What's this/that? It's a picture. Is this/that a calendar? Chant: What's This? What's That?</p>	<p>School Items: paper clips, pictures, clocks, workbooks, calendars, pencil sharpeners, windows, doors Language: What are these/those? They're paper clips. Listen and do: point, touch, write, sharpen</p>	<p>Phonics Mm mop, map, mug Nn notebook, nine, nut The MN Phonics Chant Story: The Moon Map</p>
Unit 2 My Things			
<p>Conversation: Whose bag is that? Is it Scott's bag? No, it isn't his bag. Is it Jenny's bag? Yes, it's her bag. Song: Whose Bag Is That?</p>	<p>Things: a key, a candy bar, a comic book, a comb, a coin, a brush, a tissue, a watch Language: What do you have? I have a key. Do you have a tissue? Chant: What Do You Have in Your Bag?</p>	<p>More Things: a camera, a key chain, a music player, a calculator, a train pass, an umbrella, a lunch box, a wallet Language: What does he/she have? He/She has a wallet. Does he/she have an umbrella? Listen and do: listen, eat, buy, take</p>	<p>Phonics Ff fan, five, fork Vv van, vest, violin The FV Phonics Chant Story: Five Is Fine!</p>
Let's Review Units 1 and 2			
Unit 3 Things I Can Do			
<p>Conversation: What's wrong, Andy? I can't find my book. Is it in your desk? It's under my chair. Song: What's Wrong?</p>	<p>Actions: ride a pony, play the piano, do a magic trick, play hopscotch, play with a yo-yo, do a cartwheel, do a somersault, jump rope Language: Look at him/her. He/She can do a magic trick. What can he/she do? Chant: Look at Me!</p>	<p>Actions: dance, swim, run, sing, skip, read, paint, color Language: They can read. Can they skip? Listen and do: play, ride, use, speak</p>	<p>Phonics Ll long, little, like Rr run, race, ride The LR Phonics Chant Story: Me, Too!</p>
Unit 4 Occupations			
<p>Conversation: What's the matter, Scott? I'm sick. I hope you feel better soon! Thanks. Song: What's the Matter?</p>	<p>Jobs: a cook, a nurse, a taxi driver, a doctor, a police officer, a teacher, a student, a farmer Language: He's/She's a cook. Who's he/she? Chant: Is He a Teacher?</p>	<p>Jobs: pilots, salesclerks, office workers, engineers, dentists, firefighters, teachers, students Language: Who are they? They're office workers. Are they dentists? Listen and do: drive, use, fly, climb</p>	<p>Phonics a_e game, make ai paint, rain ay play, today Long A Phonics Chant Story: A Rainy Day</p>
Let's Review Units 3 and 4			



Let's Talk	Let's Learn	Let's Learn More	Let's Read
------------	-------------	------------------	------------

Unit 5 Things to Eat

<p>Conversation: What's for lunch, Mom? Spaghetti. I like spaghetti. I do, too. Do you want spaghetti? Yes, please. No, thank you!</p> <p>Song: The Spaghetti Song</p>	<p>Food: an omelet, a peach, a pear, a pancake, yogurt, cereal, tea, hot chocolate</p> <p>Language: What does she want? She wants a peach. Does he want cereal?</p> <p>Chant: Hungry Boy Chant</p>	<p>Food: grapes, pancakes, peaches, hamburgers, stew, cheese, pasta, steak</p> <p>Language: What does she like? She likes pancakes. Does he like steak?</p> <p>Listen and do: count, eat, make, peel</p>	<p>Phonics</p> <p>e me, we ee tree, weed ea clean, leaf</p> <p>Long E Phonics Chant Story: Weeds and Trees</p>
--	---	---	---

Unit 6 My House

<p>Conversation: Where do you live? I live in Hillsdale. What's your address? It's 6 North Street. What's your cell phone number? It's (798) 555-2143.</p> <p>Song: Hillsdale</p>	<p>Household Items: a bed, a bathtub, a sofa, a stove, a lamp, a sink, a TV, a refrigerator</p> <p>Language: Where's the workbook? It's under/by/in/on the bed.</p> <p>Chant: Are There Books in the Bathtub?</p>	<p>Locations: next to, in front of, behind</p> <p>Language: There's a table in front of the sofa. Is there a stove next to the sink?</p> <p>Listen and do: wash, take, clean, make</p>	<p>Phonics</p> <p>i_e kite, ride y fly, my i climb, find</p> <p>Long I Phonics Chant Story: Save that Kite!</p>
---	--	---	--

Let's Review Units 5 and 6

Unit 7 Routines

<p>Conversation: What time is it? It's six o'clock. It's time for dinner. It's seven o'clock. It's time for your bath. Is it time for bed? Yes, it is. Good night, Mom.</p> <p>Song: What Time Is It?</p>	<p>Morning Routines: get up, brush my teeth, wash my face, comb my hair, get dressed, eat breakfast</p> <p>Language: What do you do in the morning? I eat breakfast. Do you wash your face in the afternoon?</p> <p>Chant: What Do You Do in the Morning?</p>	<p>Evening Activities: eat dinner, talk on the phone, do homework, take a bath, watch TV, study English</p> <p>Language: What does he do in the evening? He watches TV. Does she watch TV at night?</p> <p>Listen and do: play, take, go</p>	<p>Phonics</p> <p>o_e home, rope oa goat, oats ow bowl, grow</p> <p>Long O Phonics Chant Story: A Day on the Farm</p>
---	--	---	--

Unit 8 Doing Things

<p>Conversation: Let's play a game! What are you doing? I'm riding a bicycle. We're swimming.</p> <p>Song: What Are You Doing?</p>	<p>Actions: dancing, swimming, sleeping, drawing, singing, running, walking, reading</p> <p>Language: What's he doing? He's drawing. Is she swimming?</p> <p>Song: Doing Things</p>	<p>Places: at home, at school, at the park, at the store, at the library, at the zoo</p> <p>Language: Where is she/he? She's/He's at the library. What's he doing? He's playing baseball.</p> <p>Listen and do: snap, stamp, open, close</p>	<p>Phonics</p> <p>u_e huge, tube ue blue, glue ew few, new</p> <p>Long U Phonics Chant Story: Making Art</p>
--	--	---	---

Let's Review Units 7 and 8

Word List

A

address 48
 afternoon 61
 aren't 9
 at 24

B

bag 12
 bathtub 50
 behind 52
 bike 54
 blue 72
 bowl 64
 brush 14
 brush my teeth 60
 buy a comic book 17

C

calculator 16
 calendar 6
 camera 16
 candy bar 14
 cereal 42
 cheese 44
 clean 46
 clean the room 53
 climb a ladder 35
 clock 6
 close your eyes 71
 coin 14
 comb 14
 comb my hair 60
 comic book 14
 computer 35
 cook 32
 count the grapes 45

D

dance 26
 dancing 68
 dentists 34
 do a cartwheel 24
 do a magic trick 24
 do a somersault 24
 do homework 62
 doctor 32
 door 6
 doors 8
 drawing 68
 drive a taxi 35

E

eat breakfast 60
 eat dinner 62
 eat lunch 17
 engineers 34
 evening 62

F

fan 18
 farmer 32
 few 72
 firefighters 34
 five 18
 fly a plane 35
 fork 18
 fox 18

G

game 36
 get dressed 60
 get up 60
 glue 72
 goat 64
 grapes 44
 grow 64

H

hamburgers 44
 her 12
 hike 54
 his 12
 home 64
 hopscotch 24
 hot chocolate 42
 huge 72

I

in front of 52

J

jump rope 24

K

key 14
 key chain 16

L

lamp 50
 leaf 46
 library 70
 line 55
 little 28
 long 28
 lunch 17
 lunch box 16

M

map 10
 moon 10
 mop 10
 morning 60
 mug 10
 mule 72
 music player 16

N

new 72
 next to 52
 night 58
 nine 10
 notebook 10
 nurse 32
 nut 10

O

oats 64
 office workers 34
 omelet 42
 open your mouth 71

P

paint 26
 pancake 42
 paper clip 6
 park 70
 pasta 44
 peach 42
 pear 42
 peel peaches 45
 pencil sharpener 6
 picture 6
 pilots 34
 pizza 2
 play hopscotch 24
 play the piano 24
 play with a yo-yo 24
 police officer 32

R

race 28
 reading 68
 refrigerator 50
 ride a bicycle 27
 ride a pony 24
 riding 66
 run 26
 running 68

S

salesclerks 34
 school 70
 sharpen your
 pencil 9
 sick 30
 sing 26
 singing 68
 sink 50
 skip 26
 sleeping 68
 snap your fingers 71
 sofa 50
 somersault 24
 spaghetti 40

speaking English 27
 stamp your feet 71
 steak 44
 stew 44
 store 70
 stove 50
 student 32
 study English 62
 swim 26
 swimming 68

T

table 52
 take a bath 62
 take a picture 17
 take a shower 63
 talk on the phone 62
 taxi driver 32
 tea 42
 teacher 32
 tissue 14
 today 36
 touch the picture 9
 train pass 16
 tube 72
 TV 50

U

umbrella 16
 use a computer 35
 use chopsticks 27

V

van 18
 vest 18
 video games 63
 violin 18

W

walking 68
 wallet 16
 wash my face 60
 wash the dishes 53
 watch 14
 watch TV 62
 we 46
 weeds 46
 window 6
 workbook 6
 write your name 9

Y

yogurt 42

Z

zoo 70

Oxford University Press is the world's authority on the English language.

As part of the University of Oxford, we are committed to furthering English language learning worldwide.

We continuously bring together our experience, expertise and research to create resources such as this one, helping millions of learners of English to achieve their potential.



OXFORD
UNIVERSITY PRESS

www.oup.com/elt



Let's talk. Let's learn. Let's Go!

Energize your English classes with the trusted methodology of **LET'S GO**.

LET'S GO is full of fun, collaborative activities that get students talking in English from the very beginning.

- NEW Animated videos:** conversations, songs, and chants create excitement in class and motivate students to speak in English
- NEW Teacher's Resource Center:** Online Practice and an extensive online library of easy-to-access teaching resources help get the most out of each class
- NEW Can-do statements:** can-do statements with supporting activities allow students to measure their progress
- NEW Reading texts:** engaging texts build students' confidence in phonics and reading comprehension
- NEW Let's Begin series:** a two-level introductory course provides the perfect building blocks for learning English

Students

- **Student Book**
- **Workbook**
Online Practice
- **Online Play**
Student's Website

Teachers

- **Teacher's Pack**
Classroom Presentation Tool, Teacher's Guide, and Teacher's Resource Center
- **Class Audio CDs**
- **Teacher Cards**

CEFR
B1
A2
A1

ISBN 978-0-19-404936-8



9 780194 049368