

Hip Hip

Second Edition

Hooray!

3



Student Book

PEARSON
Longman

Beat Eisele • Catherine Yang Eisele
Stephen M. Hanlon • Rebecca York Hanlon



Published by
Pearson Longman Asia ELT
20/F Cornwall House
Taikoo Place
979 King's Road
Quarry Bay
Hong Kong

fax: +852 2856 9578
email: pearsonlongman.hk@pearson.com
www.pearsonlongman.com

and Associated Companies throughout the world.

© Pearson Education Asia Limited 2010

All rights reserved; no part of this publication may be reproduced, stored in a retrieval system, or transmitted in any form or by any means, electronic, mechanical, photocopying, recording, or otherwise without the prior written permission of the Publishers.

First published 2010
Reprinted 2012 (five times)

Produced by Pearson Education Asia Limited, Hong Kong
GCC/06

ISBN 978-988-00-2933-2

Publisher: Howard Cheung
Editorial: Jessica Balde, Angela Cheung, George Wells
Design: Annie Chan, Junko Funaki

Illustrations: Ahko, Leo Cultura, Reggie Holladay, Mike Moran, Bernd Wong, Myth Wong, Olimpia Wong, Teddy Wong
Models: Marco Mak, Sophie Taylor, Anoushka Weiley, Chester Weiley
Model Photography: Dante Peralta
Music Composition: Maythus Creative (HK)
Music Production: Scott Gibson
Singers: Hegel Chan, Kasper Fan, Shayin Gibson, Nicole Ng
Audio Production: David Pope and Sky Productions

The Publishers wish to extend a special thanks to **Barbara Hojel** for her involvement with the First Edition of *Hip Hip Hooray!*

We would like to thank the following for their permission to use copyrighted images: © Dan Forer/Beateworks/Corbis p. 12 (music room and gym), St. Clare's Girls' School p. 12 (science lab), © Gabe Palmer/CORBIS p. 19 (trade cards), © LWA-Dann Tardif/Corbis p. 33 (write an email), © Birgid Allig/Corbis p. 48 (play with puzzles), © Micah Walter/Getty Images p. 50 (dodgeball), © Phil Schermeister/CORBIS p. 50 (field hockey), © TATIANA MARKOW/CORBIS SYGMA p.85 (post office) and © ANNEBICQUE BERNARD/CORBIS SYGMA p. 85 (police station).


Acknowledgements

The Publishers would also like to thank the following teachers for their suggestions and comments on this course:
Ahn Ji-eun, Eamonn Ashe, Alysa Baker, Mike Bassett, Carrie Chen, Emily Chen, Romola Chetty, Choi Hee Hyun, Young-sook Choi, Donna Clarke, Amy Cook, Simon Cornelius, Greg Cross, Mike Daly, Annabel Day, Jennifer Dressen, Jeffrey Goddard, Bradley Gustafson, Justin Fager, Eric Fay, Suzanne M. Grace, Trisha Gustafson, Seungim Han, Sora Han, Shoko Hashizume, Jaco Herbst, Mi Jeong Hong, Momoko Inoda, Miho Izuno, Hanna Jo, Sue Jo, Jang Mi-hyun, Youngnae Jung, Yoko Kamo, Maria Kase, Yukie Kawaguchi, Sanae Kawamoto, Boa Kim, Elizabeth-Anne Kim, Hye Ri Kim, Marie Kim, Mijung Kim, Kim Min-jung, Soyeon Kim, Suyeun Kim, Jake Kimball, Lee Knight, Rachel Knight, James Ko, Irene Lai, Eun Young Lee, Lee Kyeo La, Young Hoon Lee, Tammy Liu, Caroline Lloyd, Sharon MacDonald, Troy MacDonald, Kelly McKenna, Brett Manley, Benjamin Merrion, Moon Hye-jung, Nah Younjoo, Jeong-hwa Nam, Catherine Oki, William Packard, Hyeryeon Park, James Park Jun-yong, Jihye Park, Park Yun-jung, Dylan Parker, Karen Peng, Victor Rogachevsky, Charles Richards, Don Rivers, Eric Schiff, Rashell Schnell, Zanne Schultz, Kaj Schwermer, John Selph, Yeonjoo Seo, Liz Signal, Kelly Song, Yeon-ja Song, Yoshiko Takemura, Todd Tate, John van Goch, Takayuki Wakatake, Sue Chong Walther, Wang Shu Ling, Robert Wener, Hyun-yi Woo, Chad Wynne, Yeh Shihfen, Amy Yoo, Yoo Hye-won and Jeongin Yoon.

Second Edition




Hip Hip Hooray!

3



Beat Eisele • Catherine Yang Eisele
Stephen M. Hanlon • Rebecca York Hanlon
Consultants: Aaron Jolly, Cecilia Petersen, Mayumi Tabuchi

Evaluation

Unit	Learn	Rating   	Comments
1	Learn 1		
	Learn 2		
	Learn 3		
2	Learn 1		
	Learn 2		
	Learn 3		
3	Learn 1		
	Learn 2		
	Learn 3		
4	Learn 1		
	Learn 2		
	Learn 3		
5	Learn 1		
	Learn 2		
	Learn 3		
6	Learn 1		
	Learn 2		
	Learn 3		
7	Learn 1		
	Learn 2		
	Learn 3		
8	Learn 1		
	Learn 2		
	Learn 3		

Contents

Syllabus	p. 4
1 At Jack's house	p. 6
2 At the market	p. 18
Review Units 1 and 2	p. 30
3 Morning surprise	p. 32
4 Inside the castle	p. 44
Review Units 3 and 4	p. 56
5 Back at home	p. 58
6 Jack finds Dad's gold	p. 70
Review Units 5 and 6	p. 82
7 Jack frees Dad	p. 84
8 Flying home	p. 96
Review Units 7 and 8	p. 108
Word list	p. 111

Syllabus

Grammar

Vocabulary

1 At Jack's house

Learn 1

What day is it today? Today is Sunday.

Days of the week: Sunday, Monday, Tuesday, Wednesday, Thursday, Friday, Saturday

Learn 2

When's your math test? It's on (Monday).

Activities: math test, piano lesson, class play, sports day, music performance, field trip, birthday party, soccer game

Learn 3

Where's he/she going? He's/She's going to the classroom.
Is he/she going to the classroom? Yes, he/she is. / No, he/she isn't.

Rooms at school: classroom, art room, music room, science lab, computer lab, gym, auditorium, cafeteria

2 At the market

Learn 1

Do you want to play tag?
Sure, let's do it. / I'm sorry, I can't. / No, not right now.

Activities: play tag, play hopscotch, play hide-and-peek, roller-skate, go swimming, trade cards

Learn 2

Do you/they have any paper?
Yes, I/we/they have some paper. / No, I/we/they don't have any paper.
Does he/she have any paper?
Yes, he/she has some paper. / No, he/she doesn't have any paper.

Stationery items: paper, cardboard, paint, ink, tape, glue, string, correction fluid

Learn 3

How many pairs of scissors/cutting knives do you/they have?
I/We/They have one pair of scissors/one cutting knife.
How many pairs of scissors/cutting knives does he/she have?
He/She has (two) pairs of scissors/(two) cutting knives.

Stationery items: scissors, cutting knives, paintbrushes, crayons, folders, paper clips, rubber bands, push pins

3 Morning surprise

Learn 1

What do you/they want to do?
I/We/They want to ride my/our/their skateboard(s).
What does he/she want to do?
He/She wants to ride his/her skateboard.

Activities: ride (my) skateboard, call a friend, watch a movie, write an email, eat a pizza, make a cake

Learn 2

What can you/they/he/she see? I/We/They/He/She can see a desk.
Can you/they/he/she see a desk (in the bedroom)?
Yes, I/we/they/he/she can. / No, I/we/they/he/she can't.

Household items: a desk, a rug, a bed, a sink, a sofa, a closet, a bookshelf, a toilet

Learn 3

How many fans can you/they/he/she see (in the living room)?
I/We/They/He/She can see one fan/(two) fans.

Household items: fan, stove, dresser, bathtub, computer, aquarium, refrigerator, air conditioner

4 Inside the castle

Learn 1

I/You/We/They always (go swimming).
He/She always (goes swimming).

Adverbs of frequency: always, usually, sometimes, never

Learn 2

What do you/they do on weekends?
I/We/They always/usually/sometimes walk the dog.
What does he/she do on weekends?
He/She always/usually/sometimes walks the dog.

Activities: walk the dog, pick flowers, play with puzzles, go fishing, go hiking, go shopping, go to the movies, visit (my) grandparents

Learn 3

Do you/they ever play baseball before/after school?
Yes, I/we/they do. / No, I/we/they don't.
Does he/she ever play baseball before/after school?
Yes, he/she does. / No, he/she doesn't.

Sports: baseball, basketball, dodgeball, soccer, badminton, tennis, table tennis, field hockey

Grammar

Vocabulary

5 Back at home

Learn 1

What time is it? It's 2:00.

Time: 2:00, 2:05, 2:10, 2:15, 2:20, 2:25, 2:30, 2:35, 2:40, 2:45, 2:50, 2:55, 3:00

Learn 2

When do you get up? I usually get up at (6:30).
When does he/she get up? He/She usually gets up at (6:30).

Daily routines: get up, have breakfast, leave for school, have lunch, go home, take a nap, have dinner, go to sleep

Learn 3

What instrument can you/he/she play?
I/He/She can play the drums. / I/He/She can't play any instruments.
Can you/he/she play the drums? Yes, I/he/she can. / No, I/he/she can't.

Musical instruments: drums, harp, flute, piano, guitar, violin, trumpet, tambourine

6 Jack finds Dad's gold

Learn 1

What are you/they looking for? I'm/They're looking for (Jake's) T-shirt.
What's he/she looking for? He's/She's looking for (Jake's) T-shirt.

Clothing and accessories: T-shirt, sweater, hat, sandals, gloves, sunglasses

Learn 2

Is this/that your/his/her sweatshirt? Yes, it is. / No, it isn't.
Are these/those your/his/her jeans? Yes, they are. / No, they aren't.

Clothing: sweatshirt, raincoat, uniform, cap, jeans, socks, sneakers, boots

Learn 3

Where was it/he/she? It/He/She was in the hallway.
Where were you/they? I was/We were/They were in the hallway.

Locations: in the hallway, on the stairs, on the floor, on the rack, behind the door, behind the curtain, inside the cage, outside the window

7 Jack frees Dad

Learn 1

Was he/she at the airport earlier? Yes, he/she was. / No, he/she wasn't.
Were you/they at the airport earlier?
Yes, I was/we were/they were. / No, I wasn't/we weren't/they weren't.

Places: airport, restaurant, hospital, post office, train station, police station

Learn 2

What do you/they like to eat? I/We/They like to eat cheese.
What does he/she like to eat? He/She likes to eat cheese.

Food: cheese, meat, soup, fruit, salad, dessert, sushi, vegetarian food

Learn 3

What do you/they have for breakfast?
I/We/They always/usually/sometimes have cereal.
What does he/she have for breakfast?
He/She always/usually/sometimes has cereal.

Food: cereal, yogurt, jam, butter, toast, eggs

8 Flying home

Learn 1

How long were you/they away from home?
I was/we were/they were away for an hour.
How long was he/she away from home? He/She was away for an hour.

Time: an hour, a day, a week, a month, a year, a decade

Learn 2

What month is it? It's January.

Months: January, February, March, April, May, June, July, August, September, October, November, December

Learn 3

When's your/his/her birthday?
My/His/Her birthday is on (January) 1st.

Ordinal numbers: first (1st)–twenty-first (21st)

1 At Jack's house



Story

A **A2** Listen.

Jack lives on a farm with his mom and sister. They have nothing to eat.

I miss Dad.
Where is he?

I don't know.

1


2

3 We have no money
and we have no food.
Oh, I'm so hungry.

4

Mom! What day
is it today?

Today is Friday.



One day, a giant ...

Please don't cry.



Friday? Today is market day. Can I sell the cow?

I don't know.

Learn 1

B **A 3** Listen and say.



Sunday



Monday



Tuesday



Wednesday



Thursday



Friday




Saturday

C **A 4** Listen and say.

Grammar **A 5**

What day is it today?

Today is Sunday.

D  **A 6-7** Listen and write. Then sing.

La, la, la, la, la, la, la, la, la!
Sunday, Monday, _____, Wednesday,
Thursday, _____, Saturday.


What day is it today?
Today? Today is Friday.
No! Try again.

Today? Today is Sunday.
Sunday! Yeah! Bingo!

La, la, la, la, la, la, la, la, la!
Sunday, _____, Tuesday, Wednesday,
_____, Friday, Saturday.

What day is it today?
Today? Today is Wednesday.
No! Try again.

Today? Today is Saturday.
Saturday! Yeah! Bingo!



E  **A 8** Listen and circle.

- 1 Sunday / Monday / Friday
- 2 Wednesday / Thursday / Saturday
- 3 Monday / Wednesday / Tuesday
- 4 Sunday / Tuesday / Saturday

Practice

F  **A 9** Listen and number. Then write.

a

Sun	Mon	Wed.	Fri	Sat

b

Sun	Mon	Tues	Wed	Fri.

c

Sun	Mon.	Wed	Thur	Fri	Sat

d

Sun.	Mon	Wed	Thur	Fri	Sat

e

Sun	Mon	Tue	Thurs.	Sat

f

Sun	Mon	Tues	Wed	Thu	Sat.

g

Sun	Tues.	Thur	Fri	Sat

1 What day is it today?

Today is Friday

2 What day _____?

Today is _____

3 _____

4 _____

5 _____

6 _____

7 _____

G Look at a calendar. Circle and write.

What day is it today?

Sunday Monday Wednesday Friday

Tuesday Thursday Saturday

Today is _____

Learn 2

H A 10 Listen and say.

1 **Mon.**

Score 80%

1) $101 - 46$
= 65 ✗

2) $89 + 22$
= 111 ✓

math test

2 **Tues.**

piano lesson

3 **Wed.**

class play

4 **Thurs.**

SPORTS DAY

sports day

5 **Fri.**

music performance

6 **Sat.**

field trip

7 **Sun.**

birthday party

8 **Mon.**

soccer game

I A 11 Listen and say.

When's your class play?

Sun.	Mon.	Tues.	Wed.	Thurs.	Fri.	Sat.
					$3+9=$	

It's on Wednesday.








Grammar A 12

When is your his/her math test?

It is on (Monday).

When is = When's
It is = It's

J Look and write.

Sun.	Mon.	Tues.	Wed.	Thurs.	Fri.	Sat.
						

1 When's his soccer game?

It's on _____.

3 When's his _____?

_____ Friday.

5 _____
music performance?

2 When's her _____?




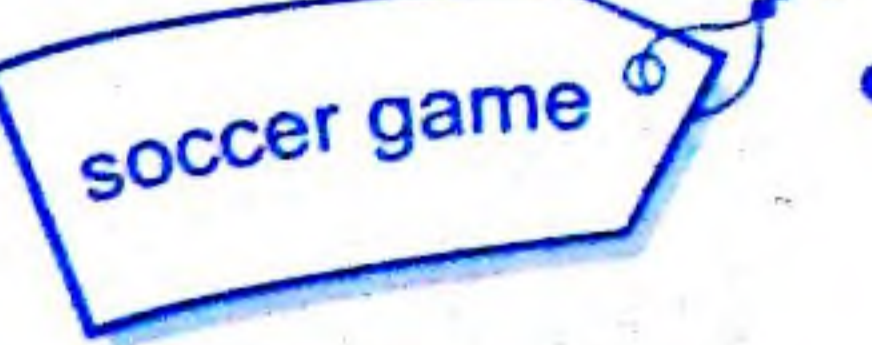

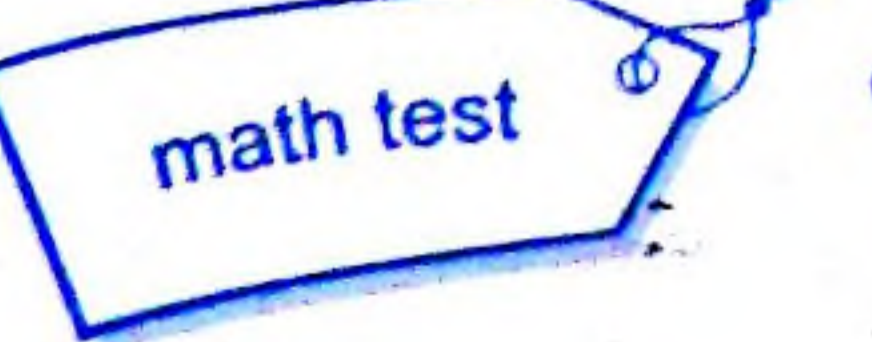

_____ Thursday.

4 _____ her math test?

6 When's _____?

_____ Wednesday.

K  **A 13** Listen and match.

- 1 
- 2 
- 3 
- 4 
- 5 
- 6 
- 7 

- 
- 
- 
- 
- 
- 
- 

Learn 3

L A 14 Listen and say.



classroom



art room



music room



science lab



computer lab



gym



auditorium



cafeteria

M A 15 Listen and say.

Where's she going?

She's going to the cafeteria.


Is he going to the computer lab?

No, he isn't. He's going to the science lab.

Grammar A 16

Where is	he/she	going?	Is	he/she	going to the classroom?
He/She	is going to the classroom.		Yes,		is.
Where is = Where's	She is = She's		No,	he/she	is not.
He is = He's	is not = isn't				

N Look and write.




Where's she going?

She's going _____.



Where's _____?

He's going _____.



A 17 Listen and circle.

1 Is he going to the (science lab / auditorium)? Yes, he is.

2 Is she going to the (gym / classroom)?

No, she isn't. She's going to the (music room / art room).

3 Is she going to the (music room / art room)?


(Yes, she is. / No, she isn't.)

4 Is he going to the (cafeteria / computer lab)?

No, he isn't. He's going to the (classroom / science lab).

P  **A 18** Listen. Then act out.

Jack really wants to help.
He asks his mom again.



Today is Friday. Hmm ...
Can you study your
math first, please?

Sure, no problem.

2

Where's he going?

He's going to the
market. He wants
to sell the cow.

Practice

Q Point and talk about the story.

What's he/she doing?



Is he going to the gym?


When's his math test?

Test



R  **A 19** Listen and check (✓) or write.


1

a  b 



c 


2

a  b 



c 


3

a  b 



c 

4


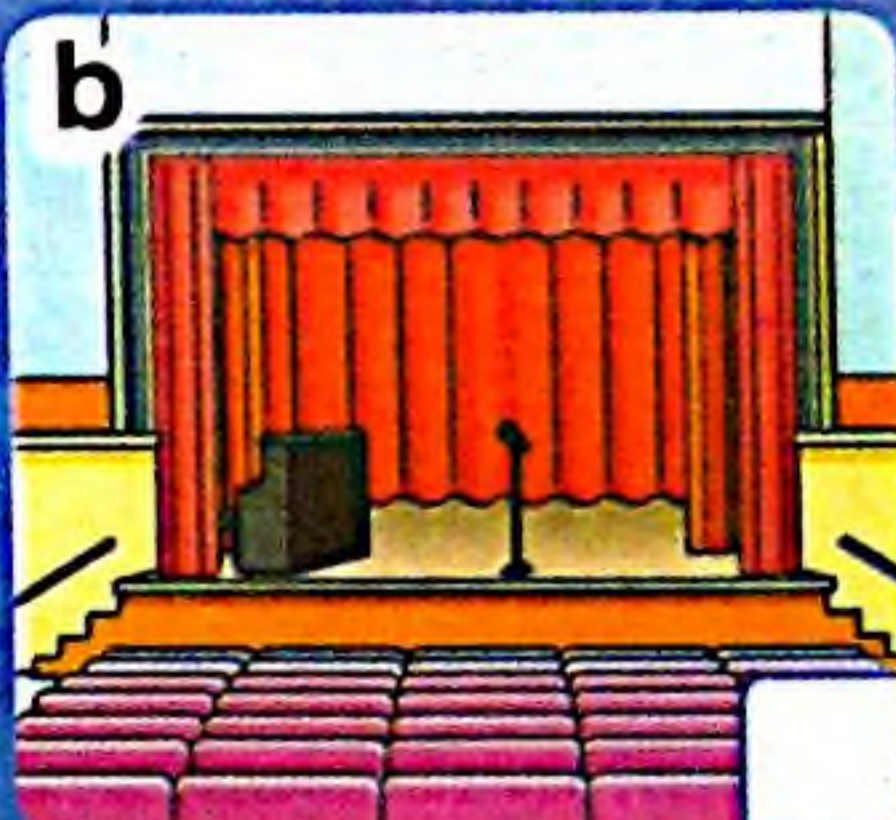
a  b 

c 


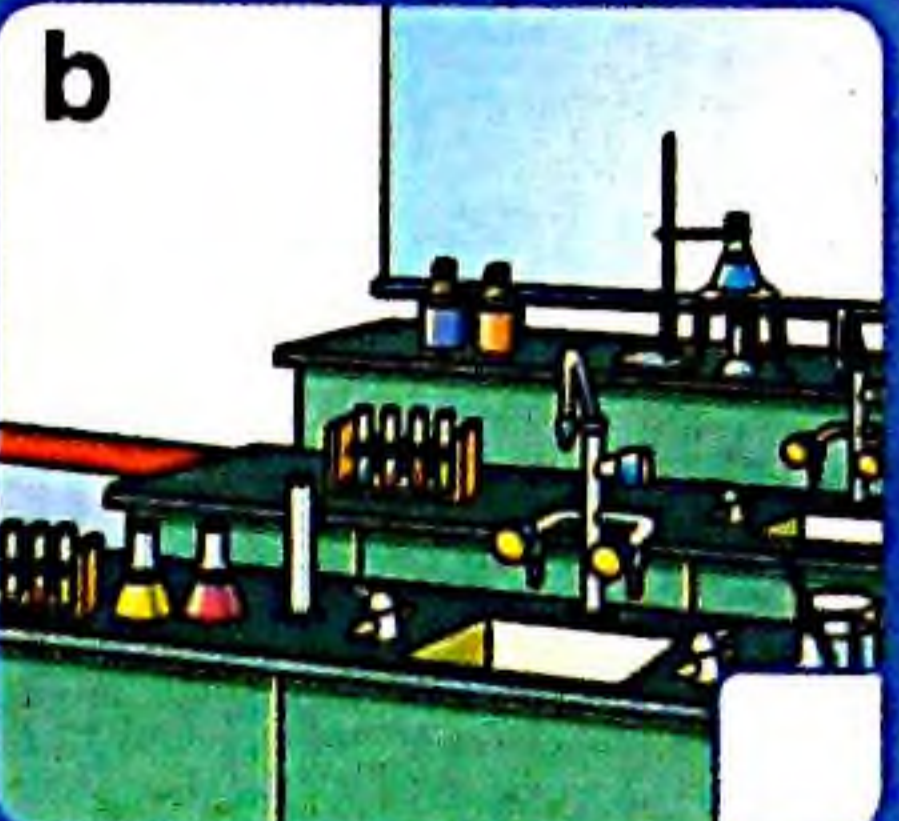
5

a  b 



6

a  b 

7

a  b 

8

a  b 

9 He's going to the _____.

10 She's going to the _____.

Have fun!

S Spin and say.

When's Lisa's math test?


It's on Thursday.

Where's she going now?

She's going to the classroom.



Day	Name	Activities
Monday	Sam 😊	music room, soccer game, auditorium
Tuesday	Pam 😊	music room, soccer game, auditorium, birthday party, cafeteria
Wednesday	John 😊	birthday party, cafeteria, math test, classroom
Thursday	Lisa 😊	math test, classroom, sports day, gym
Friday	Tony 😊	sports day, gym, piano lesson, art room
Saturday	Ken 😊	art room, piano lesson, field trip
Sunday	Sally 😊	field trip, computer lab, performance



2 At the market

Story  Story and Songs CD 4

A  A 20 Listen.

Jack is at the market.
He tries to sell the cow.

1

Cow! Cow!
Who wants
to buy a cow?

No, thanks.

How much is it?

It's \$500.



3

4

2

Excuse me. Do you want to buy a cow?

I don't know. Maybe.




Hmm ...

Learn 1

B Listen and say.

1



play tag

2



play hopscotch

3



play hide-and-seek

4



roller-skate

5



go swimming

6



trade cards

C Listen and say.

Grammar A 23

Do you want to play tag?

Sure, let us do it.

I am sorry, I cannot.

No, not right now.

let us = let's

I am = I'm

cannot = can't

Song Story and Songs CD 20-21

D A 24-25 Listen and circle. Then sing.

Oh, where? Oh, where? Oh, where are you going?

To the (gym / cafeteria / computer lab)!

Do you? Do you? Do you want to play

(tag / hopscotch / hide-and-seek)?

No, not right now.

Oh, where? Oh, where? Oh, where are you going?

To the (music room / art room / science lab)!

Do you? Do you? Do you want to

roller-skate / go swimming / trade cards)?

I'm sorry, I can't.



E A 26 Listen and match.

1



2




3



4



a



b



c



d



Practice


2

F A 27 Listen and match. Then write.



Do you want to

_____?



I'm sorry, I can't.



Do you want to

_____?



No, not right now.






Do you want to

_____?











Sure, let's do it.

G A 28 Listen and number.



Learn 2

H A 29 Listen and say.

- 1  paper
- 2  cardboard
- 3  paint
- 4  ink
- 5  tape
- 6  glue
- 7  string
- 8  correction fluid

I A 30 Listen and say.



Grammar A 31

Do	you they	have any paper?		Does	he she	have any paper?	
Yes.	I we	have some	paper.	Yes.	he she	has some	paper.
No.	they	do not have any		No.	he she	does not have any	

do not = don't
does not = doesn't

Practice

2

J Look and write.



1 Does he have any paper?

No, he doesn't have _____.

2 Does he have any correction fluid?

Yes, he has _____.

3 Does she have any tape?

4 _____ string?

No, she _____.

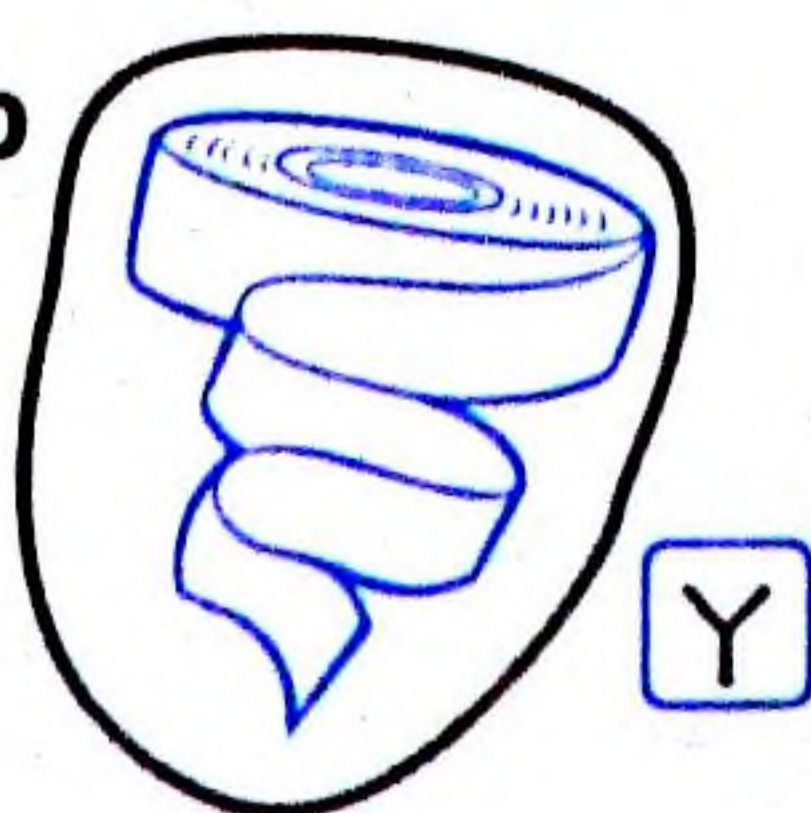
5 _____ they _____ paint?

K  **A 32** Listen, circle and write (Y = Yes, N = No).

1 a

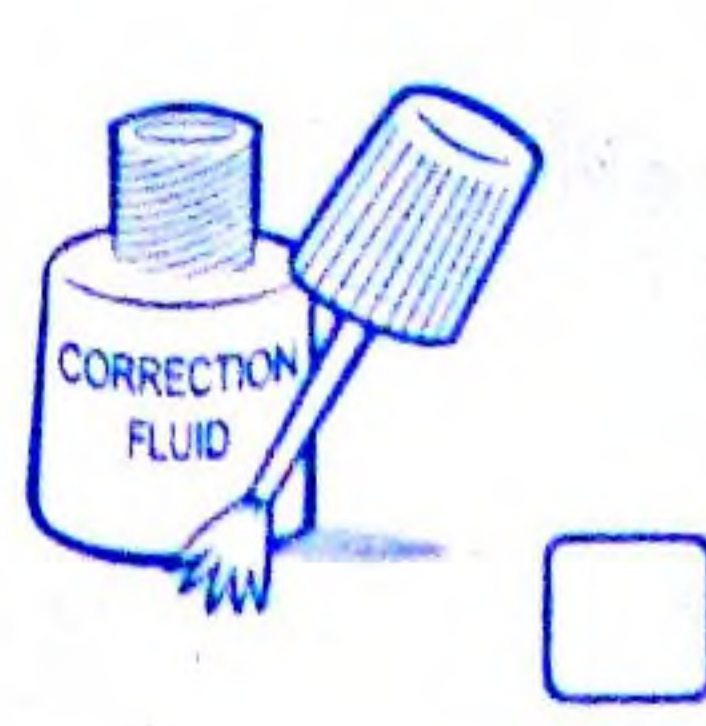


b




Y

2 a




b



3 a




b



4 a



b



Learn 3

L **A 33** Listen and say.



scissors




cutting knives




paintbrushes



crayons



folders



paper clips



rubber bands



push pins

M **A 34** Listen and say.



How many folders do you have?

I have eight folders.









Grammar **A 35**







How many	pairs of scissors cutting knives	do does	you they he/she	have?
I We They He/She	have has	one pair of scissors/one cutting knife. (two) pairs of scissors/(two) cutting knives.		

N Look, count and write.



- 1  He has 4 cutting knives.
- 2  He has _____.
- 3  _____
- 4  _____ pairs of _____.
- 5  _____
- 6  He doesn't _____.




- 7  She has _____ crayons.
- 8  She has _____.
- 9  _____
- 10  _____
- 11  _____
- 12  _____

A 36 Listen and match.

- | | |
|--------------------|------|
| 1 cutting knives • | • 14 |
| 2 crayons • | • 40 |
| 3 paintbrushes • | • 80 |
| 4 scissors • | • 18 |
| 5 paper clips • | • 55 |
| 6 push pins • | • 15 |


P  **A 37** Listen. Then act out.

The man wants to buy the cow.
But there is a small problem.




I have some magic beans.

Oh! How many magic beans do you have?



2

I have seven magic beans. Do you want to trade?



3

Well, OK. Here's the cow.

Mom, stop! What are you doing?



We need money, not beans!



Practice

Q Point and talk about the story.

- Where are they?
- How many cows does he have?
- Does he have any money?
- What do they need?

Test

R **A 38** Listen and check (✓) or write.



- 1 Sure, let's do it.
- I'm sorry, I can't.
- No, not right now.

- 2 Sure, let's do it.
- I'm sorry, I can't.
- No, not right now.



3 We have some _____.

4 He has some _____.



5

<p>a</p> 	<p>b</p> 
---	---



6

<p>a</p> 	<p>b</p> 
---	---



7

<p>a</p> 	<p>b</p> 
--	--



8

<p>a</p> 	<p>b</p> 
--	--

9

<p>a</p> 	<p>b</p> 
--	--

10

<p>a</p> 	<p>b</p> 
--	--

Have fun!

Do you want to ride a bike?

Sure, let's do it.



5 Play the game.

- Do you want to ... ?
- Does he/she have any ... ?
- How many ... ?

Start

1

Sure!

ride a bike

2

she / string

5

No ...

trade cards

4 Go back one space!

3

crayons / they

6

they / ink

7 Say the days of the week.

10

I'm sorry ...

go swimming

9 Miss a turn!

8

push pins / she

11

he / paper


12

scissors / he

Finish


Review

Units 1 and 2

A  **A 39** Listen, find and number.



ART ROOM



Practice

B Point and talk about the picture.

What day is it today?


Does he/she have any paint?

Do they have any ink?


How many push pins do they have?

C A 40 Listen. Then act out.

Where's he going?



Charlie! Do you want to play tag?



Do you have a calendar?



3

Morning surprise



A **A 41** Listen.

A huge beanstalk is growing up to the sky. Everyone is surprised.

Whoa! I can't believe it!

What's wrong?

1

What do you want to do?

I want to climb the beanstalk.

3

Be careful, Jack.



2



4

Learn 1

B A 42 Listen and say.



ride (my) skateboard



call a friend



watch a movie



write an email



eat a pizza



make a cake

C A 43 Listen and say.

Grammar A 44

What	does	he/she		
	do	you		want to do?
		they		
He/She	wants to		his/her	skateboard.
I			my	
We	want to	ride	our	
They			their	skateboards.

D A 45-46 Listen and circle. Then sing.



Hey, boys! Hey, girls!
 What do you want to do?
 What do you want to do?

I want to (make a cake / call a friend). Why?

I want to (eat a pizza / write an email). Why?

I want to (ride my skateboard / watch a movie). Why?

It's my birthday party.

Come and (eat a pizza / watch a movie)
 here with me.

Yeah!



E A 47 Listen and write.

1 She wants to _____.

2 He wants to _____.

3 They want to _____.

4 I want to _____.

F Look and write.

1



What does he want to do?

He wants to _____.

2 What _____?

She wants to _____.



3



What does she want to do?

She wants to _____.


4 What do you want to do?

I _____.

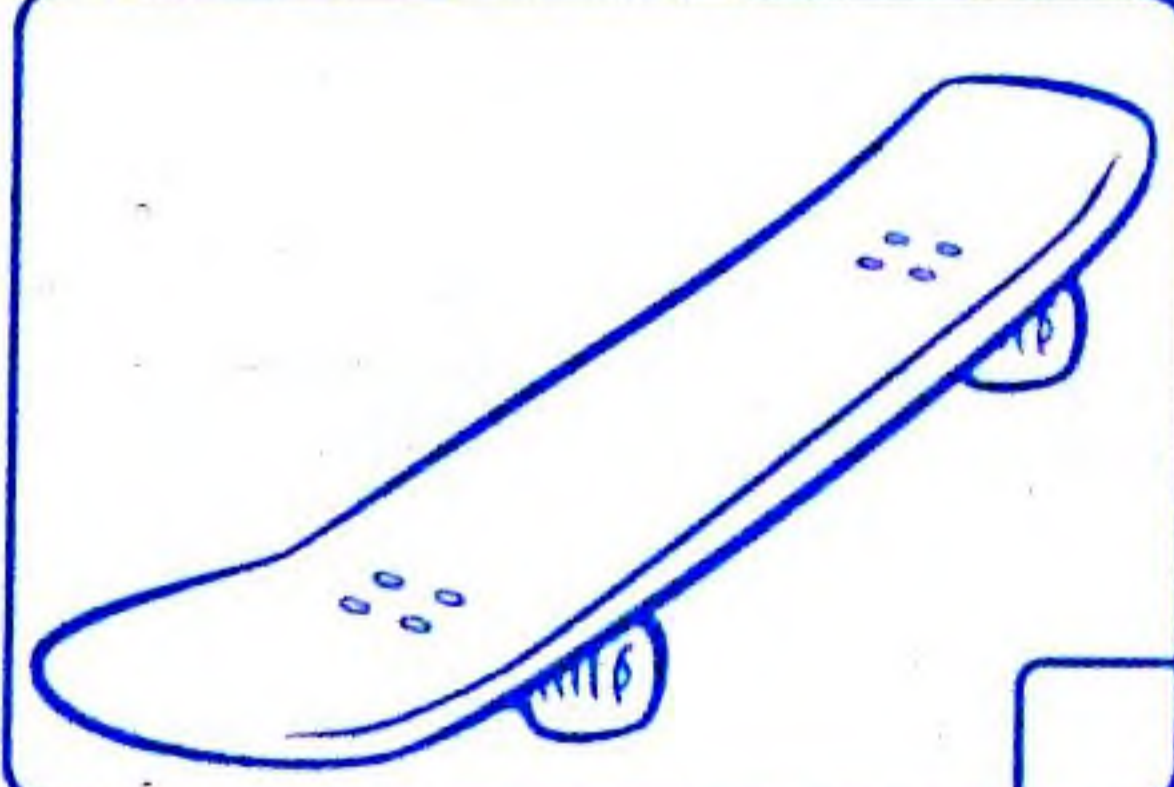


G A 48 Listen and number.

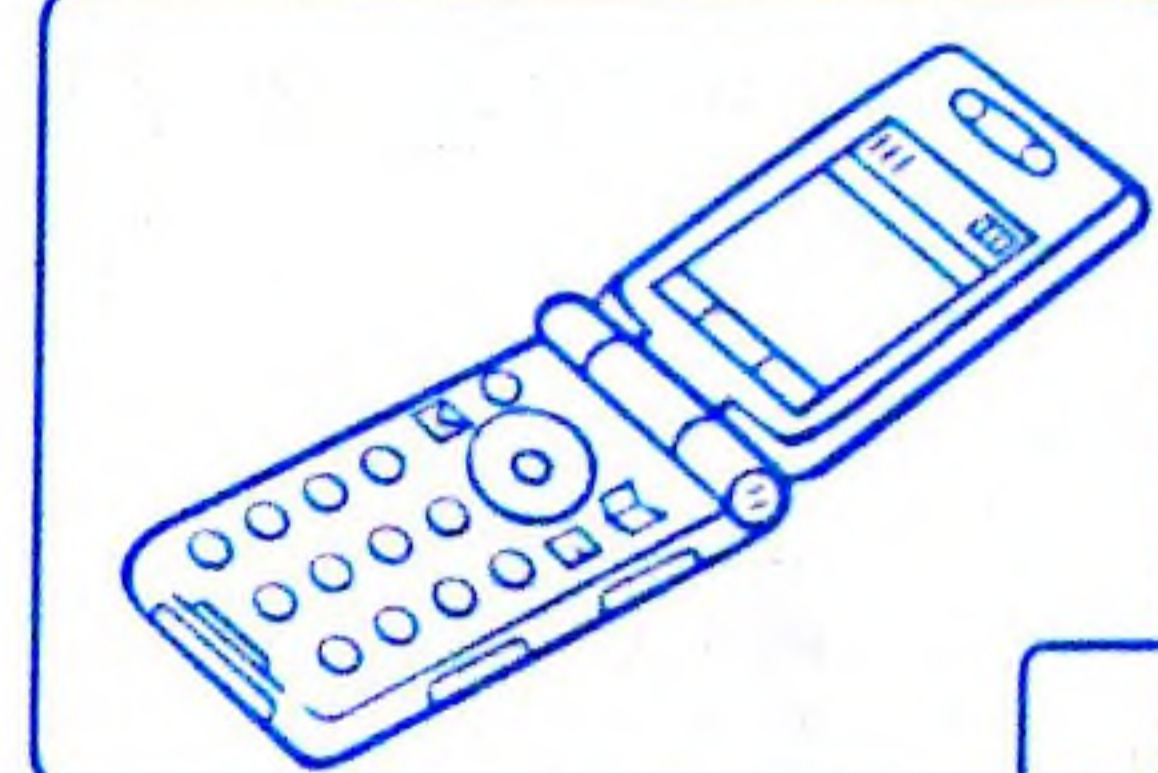
a




b




c



d



e




f



Learn 2

H A 49 Listen and say.



1 a desk



2 a rug



3 a bed



4 a sink



5 a sofa



6 a closet



7 a bookshelf



8 a toilet

I A 50 Listen and say.

What can you see?

I can see a bed.

Can you see a sink in the kitchen?

Yes, I can.


Grammar A 51

What can you see?	you they he/she	Can you see a desk (in the bedroom)?
I	can see a desk.	Yes, I can.
We		No, we cannot.
They		
He/She		

J Look and write.

1 What can you see in the bedroom?

I can see _____,
_____ and
_____.




2 What can you see in the living room?

I can see _____,
_____ and
_____.

3 What can you see in the bathroom?

I can see _____,
_____ and
_____.



K A 52 Look above. Listen and circle.

- | | | | |
|------------|------------|------------|------------|
| 1 Yes / No | 2 Yes / No | 3 Yes / No | 4 Yes / No |
| 5 Yes / No | 6 Yes / No | 7 Yes / No | 8 Yes / No |

Learn 3

L A 53 Listen and say.

1



fan

2



stove

3



dresser

4



bathtub

5



computer

6




aquarium

7



refrigerator

8



air conditioner

M A 54 Listen and say.

How many dressers can you see in the bedroom?

I can see two dressers.



Grammar A 55

How many fans can

you
they
he/she

see (in the living room)?

I
We
They
He/She

can see

one fan.
(two) fans.

Practice

3

N Look and write.



1 chair / balcony

How many chairs can you see on the balcony?

I can see _____.

2 book / bedroom

How many _____ can you see in the bedroom?

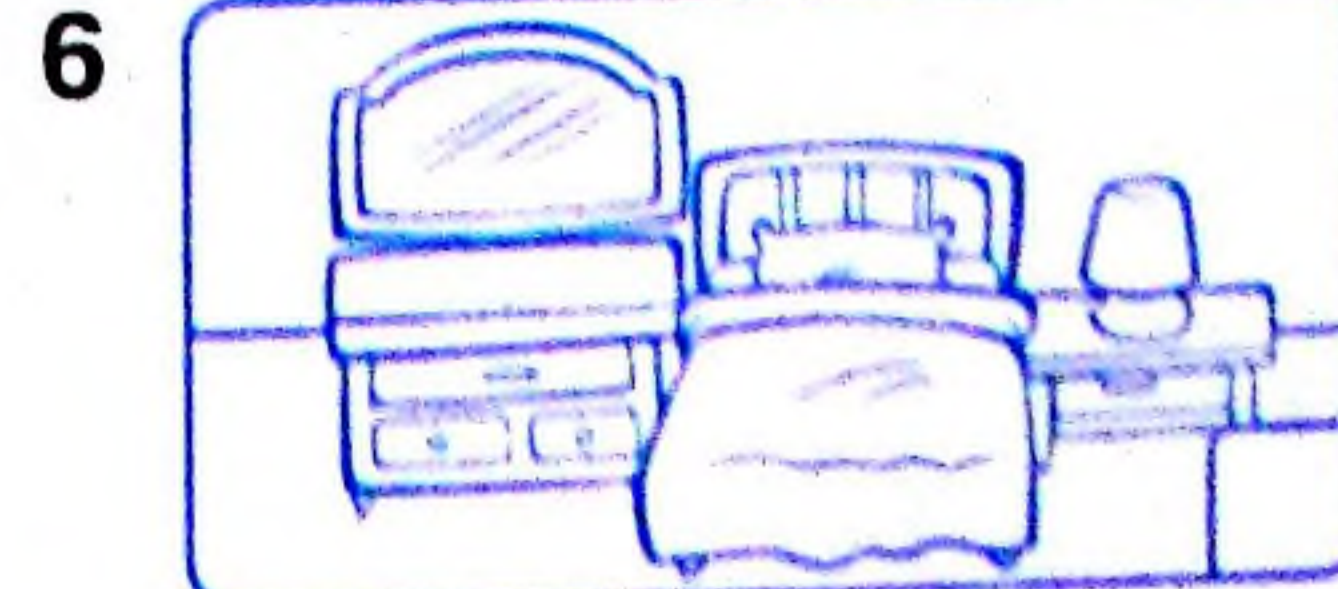
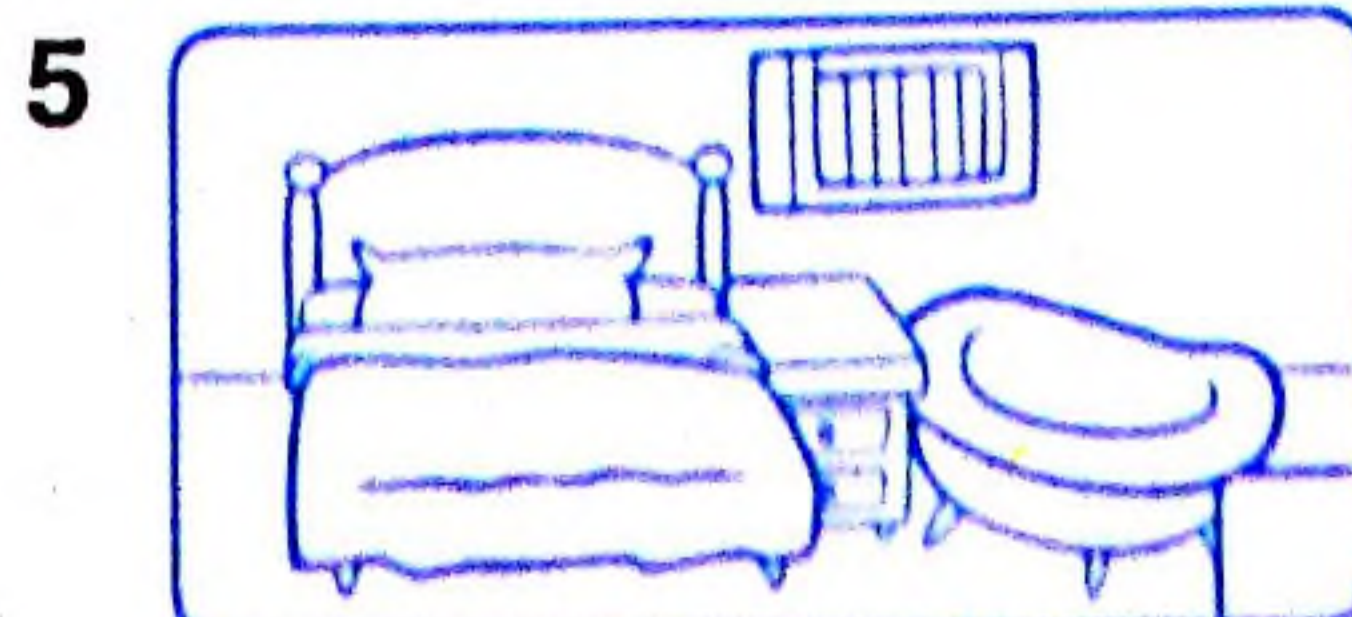
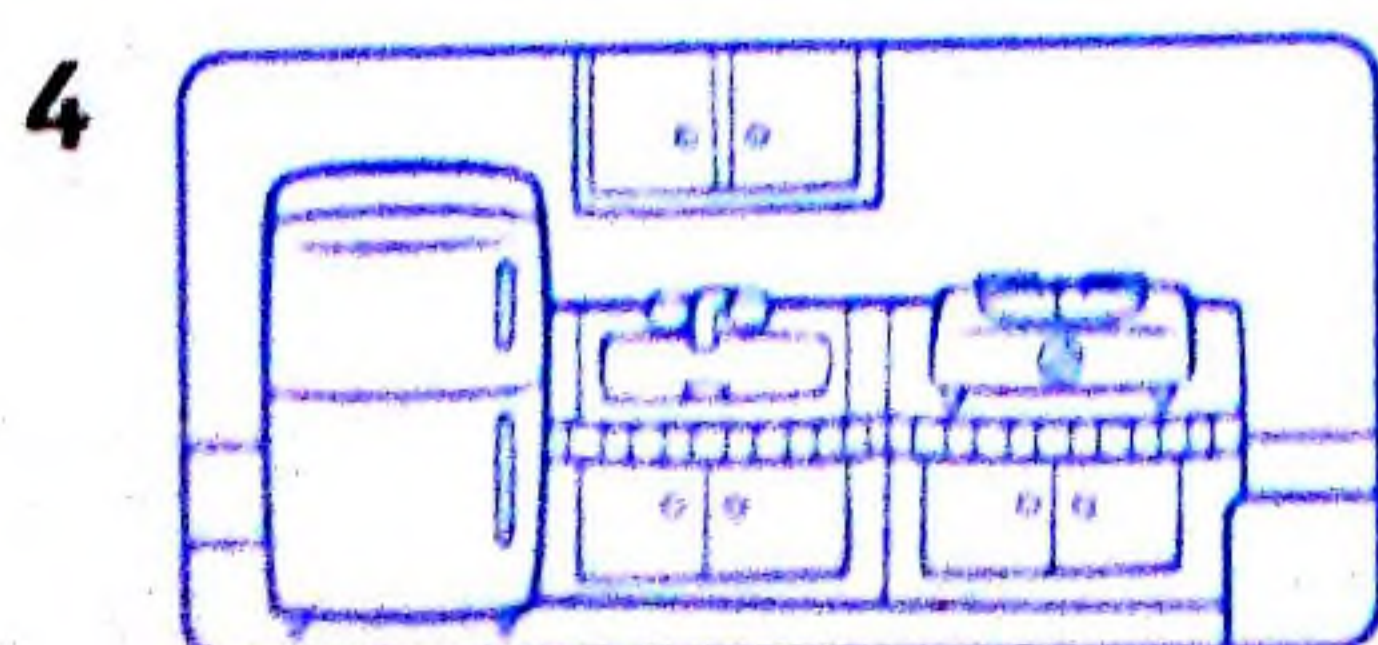
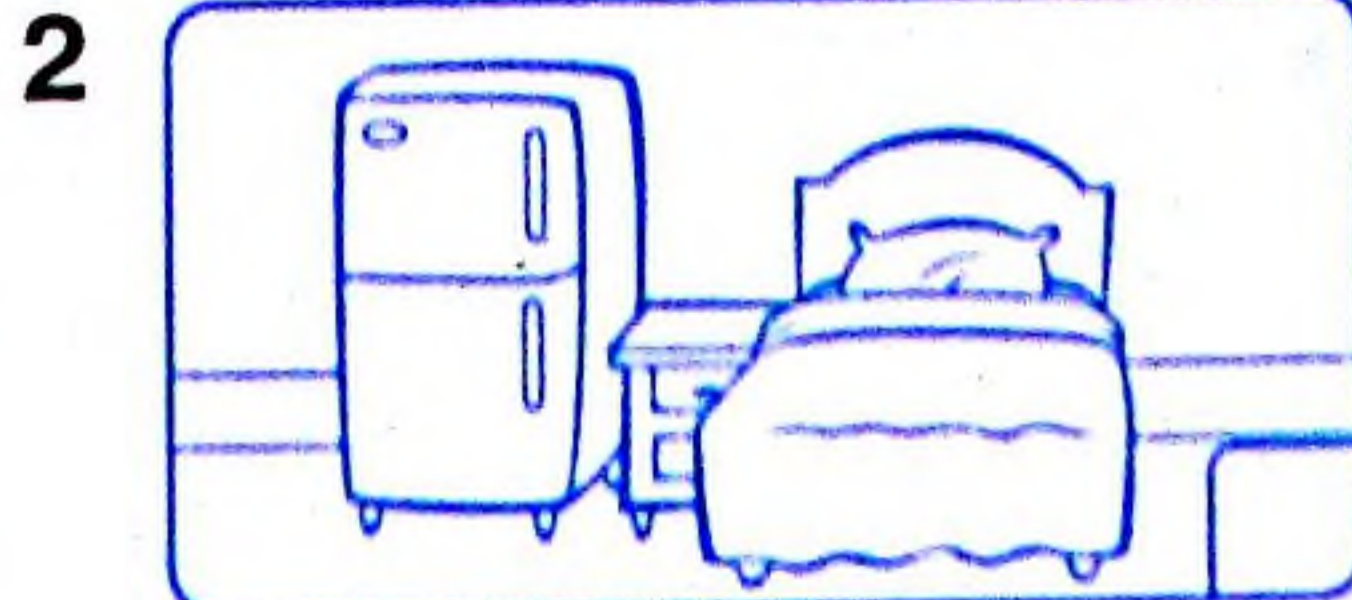

I can _____.

3 aquarium / bedroom

4 refrigerator / balcony

5 fan / bedroom

A 56 Listen and write (T = True, F = False).



P **A 57** Listen. Then act out.

Jack is up on the beanstalk.
He can't believe what he sees.

What can you see?

I can see a castle at the top.
And butterflies, too!

How many butterflies can you see?

1

4

Hi! I'm Jack.

Shh! Be quiet!
A giant lives here.

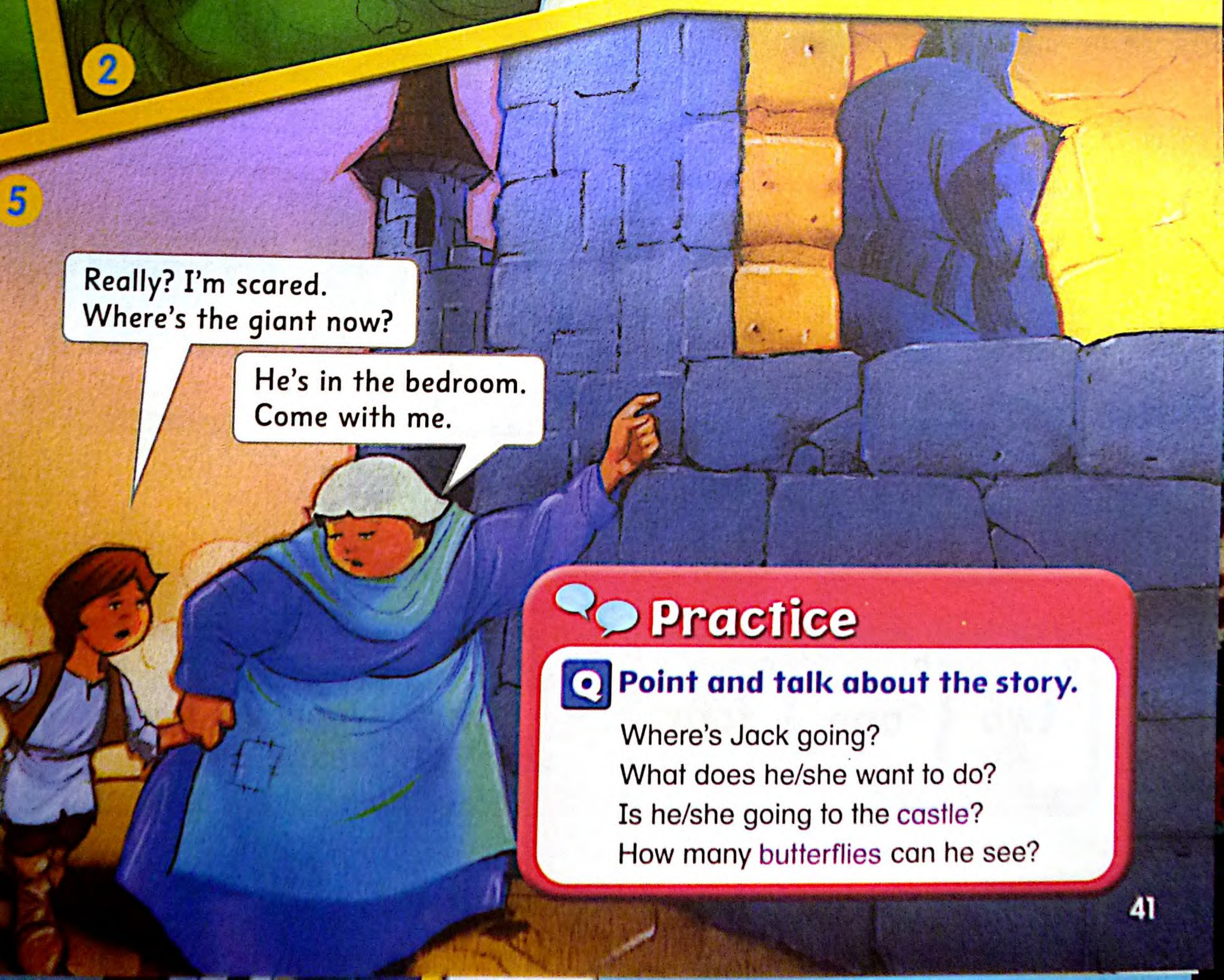


Hmm ... One, two, three ... I can see three butterflies.




What do you want to do now?


He can't hear you. I think he wants to go to the castle.








Really? I'm scared. Where's the giant now?

He's in the bedroom. Come with me.

 **Practice**

 **Point and talk about the story.**

- Where's Jack going?
- What does he/she want to do?
- Is he/she going to the **castle**?
- How many **butterflies** can he see?

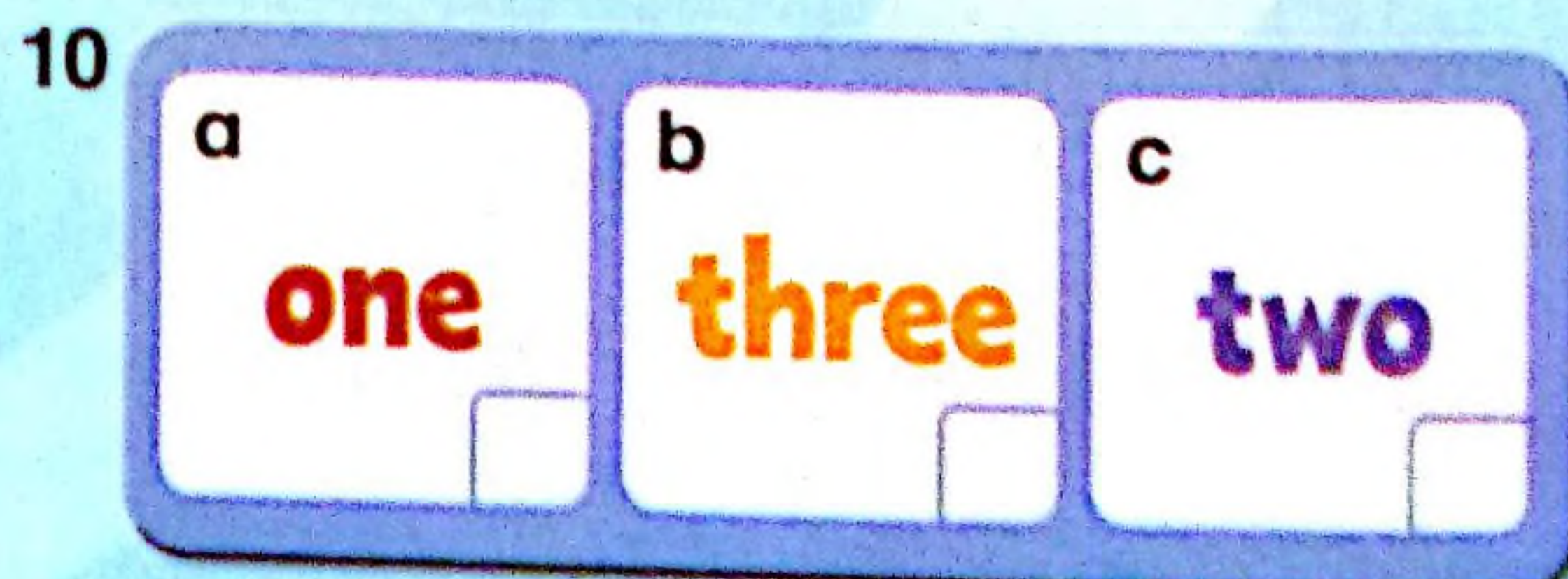
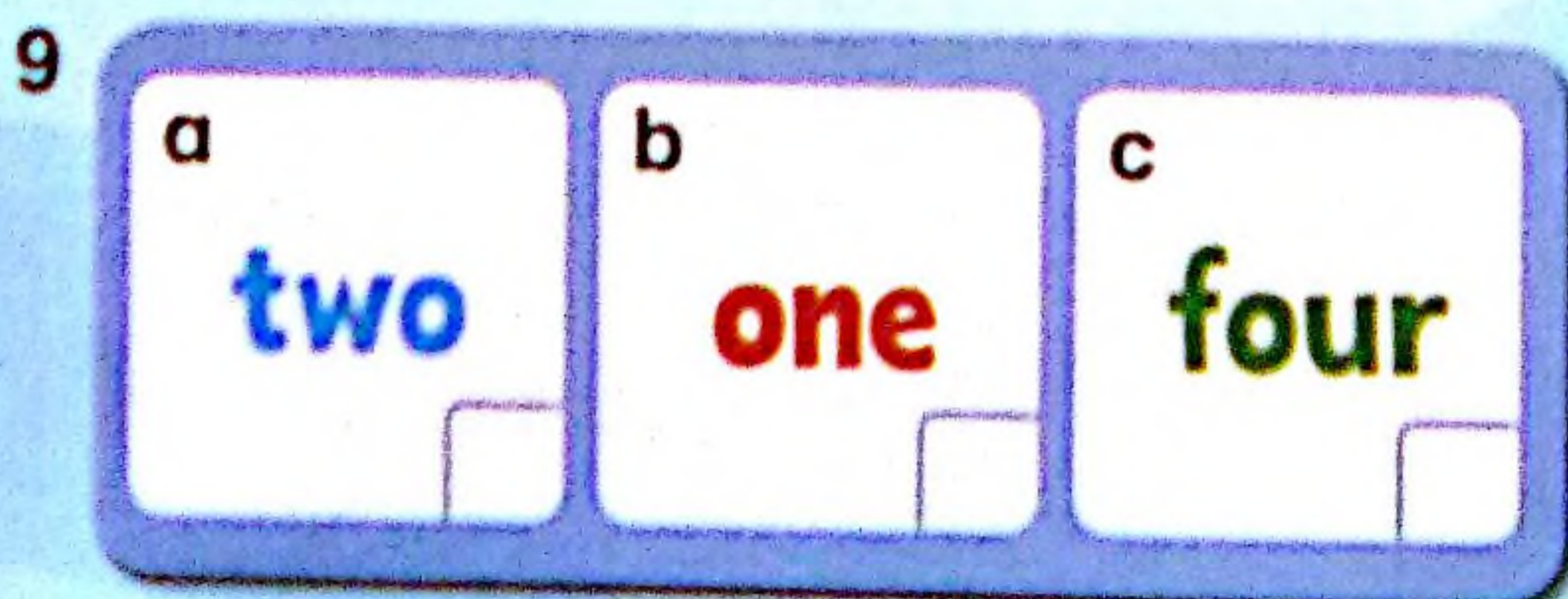

Test
R  **A 58** Listen and check (✓) or write.


7 Can she see a _____ in the kitchen?

Yes, she can.

8 Can he see a _____ in the bedroom?

No, he can't.



S Ask and answer.




What does she want to do?



She wants to watch a movie.


Can you see a _____ in the living room?



What does she want to do?



What can you see in the dining room?



How many _____ can you see in the bedroom?



What does he want to do?



Can you see a _____ in the kitchen?



4 Inside the castle



A **A 59** Listen.

The woman takes Jack inside the castle. She tells him about the giant.

What's the giant doing?

He's sleeping.

1


2

What's he like?

Oh, he's very mean.

3

He usually eats chicken. He sometimes eats little boys, too.



Learn 1





B A 60 Listen and say.

1 always

2 usually

3 sometimes

4 never

				
Sun.	✓		✓	
Mon.	✓	✓		
Tues.	✓	✓		
Wed.	✓		✓	
Thurs.	✓	✓		
Fri.	✓	✓		
Sat.	✓	✓	✓	

C A 61 Listen and say.

Grammar A 62

I		
You		(go swimming).
We		
They	always	
He		(goes swimming).
She		

D **A 63-64** Listen and write. Then sing.

I like Sundays.
 My dad usually waters the plants.
 My mom _____ sweeps the floor.
 My sister always plays tag with her friends.
 I _____ ride my bike.

I don't like Sundays.
 My dad never watches a movie with me.
 My mom _____ makes a cake for me.
 My brother never roller-skates with me.
 But on Sundays ...
 I _____ empty the trash.



E Look above. Match.

- 1 My dad never ... •
- 2 My mom sometimes ... •
- 3 My sister always ... •
- 4 I always ... •



F Look and write.



trade cards

Sun.	Mon.	Tues.	Wed.	Thurs.	Fri.	Sat.

I never trade cards



go swimming

Sun.	Mon.	Tues.	Wed.	Thurs.	Fri.	Sat.
✓	✓	✓		✓	✓	✓

He _____



roller-skate

Sun.	Mon.	Tues.	Wed.	Thurs.	Fri.	Sat.
		✓		✓		



wash the dishes

Sun.	Mon.	Tues.	Wed.	Thurs.	Fri.	Sat.
✓	✓	✓	✓	✓	✓	✓

G A 65 Listen, write and circle.

- _____ (always / never) mops the floor.
- _____ (always / usually) writes emails.
- _____ (sometimes / always) water the plants.
- _____ (never / sometimes) play hide-and-seek.
- _____ (sometimes / never) empty the trash.
- _____ (always / usually) play tag.

Learn 2

H A 66 Listen and say.



walk the dog



pick flowers



play with puzzles



go fishing



go hiking



go shopping



go to the movies




visit (my) grandparents

I A 67 Listen and say.

What do you do on weekends?

I sometimes go shopping.




Grammar A 68

What	do	you they	do on weekends?	I We They He She	always usually sometimes	walk	the dog.
	does	he she				walks	

J Look and write.

sometimes =  usually = 


1 they / play with puzzles



What do they do on weekends?


They sometimes _____

2 he / walk the dog



What _____
on weekends?

3 she / go to the movies



on weekends?

4 they / go hiking



on weekends?

K  A 69 Listen and underline.

1 make a cake / write emails

3 go shopping / go hiking

5 play with puzzles / wash the dishes

6 play a board game / play a video game

2 go to the movies / watch TV

4 surf the Web / ride a bike

Learn 3

L A 70 Listen and say.



baseball



basketball



dodgeball



soccer



badminton



tennis




table tennis



field hockey

M A 71 Listen and say.



Grammar A 72


Do	you they	ever play baseball	before after	school?	Yes,	I/we/they he/she	do. does.
Does	he she				No,	I/we/they he/she	do not. does not.


N Look and write.

before school



after school




1 Does  ever play basketball after school?


No _____, *she doesn't* _____.

2 _____  _____ walk the dog before school?

_____, _____.

3 _____  _____ table tennis after school?

_____, _____.

4 _____  _____ soccer after school?

_____, _____.

5 _____  _____ badminton before school?

_____, _____.


O  **A 73** Listen and circle.

1 Do they ever play (table tennis / tennis) before school?

2 Does she ever play (baseball / badminton) after school?

3 Do you ever play (dodgeball / basketball) after school?

4 Does he ever play (field hockey / soccer) before school?

P  **A 74** Listen. Then act out.

Jack and the woman are talking.
Jack suddenly sees something important.

Today is Saturday. What do you do on weekends?

I usually help my mom.


1

4


Oh, no! He's coming!
Take the harp! Run!

5


Oh, thanks!




Do you ever play with your friends after school?




Yes, I do.




Oh, that's our harp!




Really! The giant sometimes steals things.



Fee fi fo fum!
I smell a little boy!
Yum, yum, yum!



You're just hungry.



Maybe.




Practice

Q Point and talk about the story.


- What does he/she have?
- What's he/she doing?
- What does he do on weekends?
- Does he ever wash the dishes?
- What does he/she want to do?


Test
R  **A 75** Listen and check (✓) or write.

1




2




3



4



5



6



7 He plays _____
after school.

8 She _____ plays
baseball before school.

9 He plays _____
before school.

10 She sometimes plays
_____ after school.

Have fun!






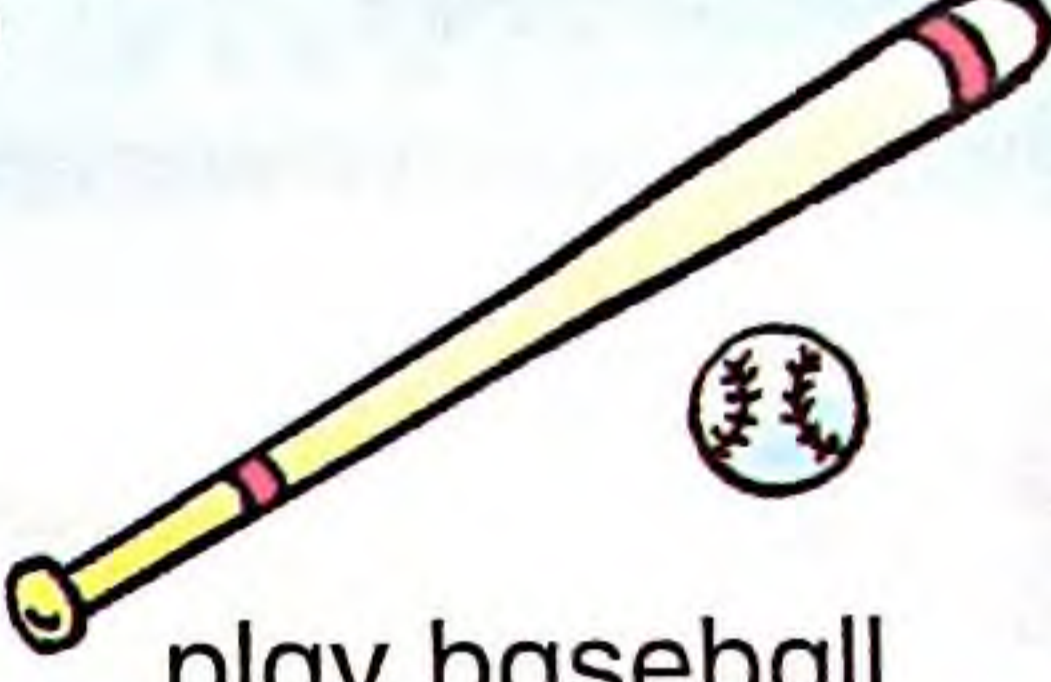









Do you ever play tennis?



Yes, I always play tennis. Do you ever play board games?

No, I never play board games.




S Ask and answer.

a = always		u = usually		s = sometimes		n = never	
1		play tennis	a	2		play board games	
							3
							
							walk the dog
4		go shopping		5		visit (my) grandparents	
							6
							
							play baseball
7		play table tennis		8		go hiking	
							9
							
							play badminton
10		play dodgeball				play soccer	
							
							go to the movies
13		pick flowers		14		play field hockey	
							15
							
							play basketball

Review

Units 3 and 4

A  **A 76** Listen, find and number.





Practice

B Point and talk about the picture.

Is there a sofa in the house?
 What does he/she want to do?
 What can you/he/she/they see?
 How many books can you/he/she/they see (in the bedroom)?

C  **A 77** Listen. Then act out.

What do you want to do now?



I want to watch TV.

Ah, come on! Let's play badminton.



I never play badminton.

Do you ever play any sports?



No, I don't. I always watch TV.

5 Back at home



Story

A **B 2** Listen.

Jack is climbing down the beanstalk.
The harp is on his back.



Mom! Mom! There's a mean giant in the castle.

Oh, no!

1



There's a woman, too.
She's very friendly. Look!

2



What time is it?

It's 1:15. Do you want to eat some soup?

4



No! I want to go back to the castle.
I want to find Dad.

3



Learn 1

B Listen and say.



2:00
two o'clock



2:05
two oh five



2:10
two ten



2:15
two fifteen



2:20
two twenty



2:25
two twenty-five




2:30
two thirty



2:35
two thirty-five



2:40
two forty



2:45
two forty-five



2:50
two fifty



2:55
two fifty-five



3:00
three o'clock

C Listen and say.

Grammar A5

What time is it?

It is 2:00.

D  **B 6-7** Listen and circle. Then sing.



Tick-tock, tick-tock, rock 'n' roll!
 Tick-tock, tick-tock, rock 'n' roll!
 1 o'clock, 2 o'clock, 3 o'clock, 4!

What time is it?

5 o'clock, 6 o'clock, 7 o'clock, 8!

What time is it?

It's (1:05 / 2:05).

It's (1:05 / 2:05).

Let's play (basketball / baseball)!

Tick-tock, tick-tock, rock 'n' roll!
 Tick-tock, tick-tock, rock 'n' roll!

9:15, 9:30, 9:45, 10!

What time is it?

11:20, 11:40, 11:50, 12!

What time is it?

It's (2:15 / 4:15).

It's (2:15 / 4:15).




Let's play (badminton / dodgeball)!









E Look above. Write the times in order.




1:00, 1:05, 2:00, _____
 _____, 12:00



F  **B 8** Listen and match. Then write.

1   






2   

3   


4   


5  


draw a picture write an email read a book
eat noodles listen to music


- 1 It's _____  He wants to _____.
- 2 It's _____  He wants to _____.
- 3 It's _____  She wants to _____.
- 4 It's _____  He wants to _____.
- 5 It's _____  She wants to _____.


G  **B 9** Listen and number.


a 


b 


c 

d 

e 

f 

g 

h 

Learn 2

H B 10 Listen and say.



get up



have breakfast



leave for school



have lunch



go home



take a nap



have dinner



go to sleep

I B 11 Listen and say.



Grammar B 12


When	do	you	get up?	I	usually	get up	at (6:30).
	does	he/she		He/She		gets up	

J  **B 13** Listen and draw. Then write.

1 When does she leave for school?

She _____

at _____.



2 When _____
home?

at _____.




3 _____?

at _____.



4 _____?

at _____.



Learn 3

K B 14 Listen and say.



drums



harp



flute



piano



guitar



violin



trumpet



tambourine

L B 15 Listen and say.

What instrument can you play?

I can't play any instruments.

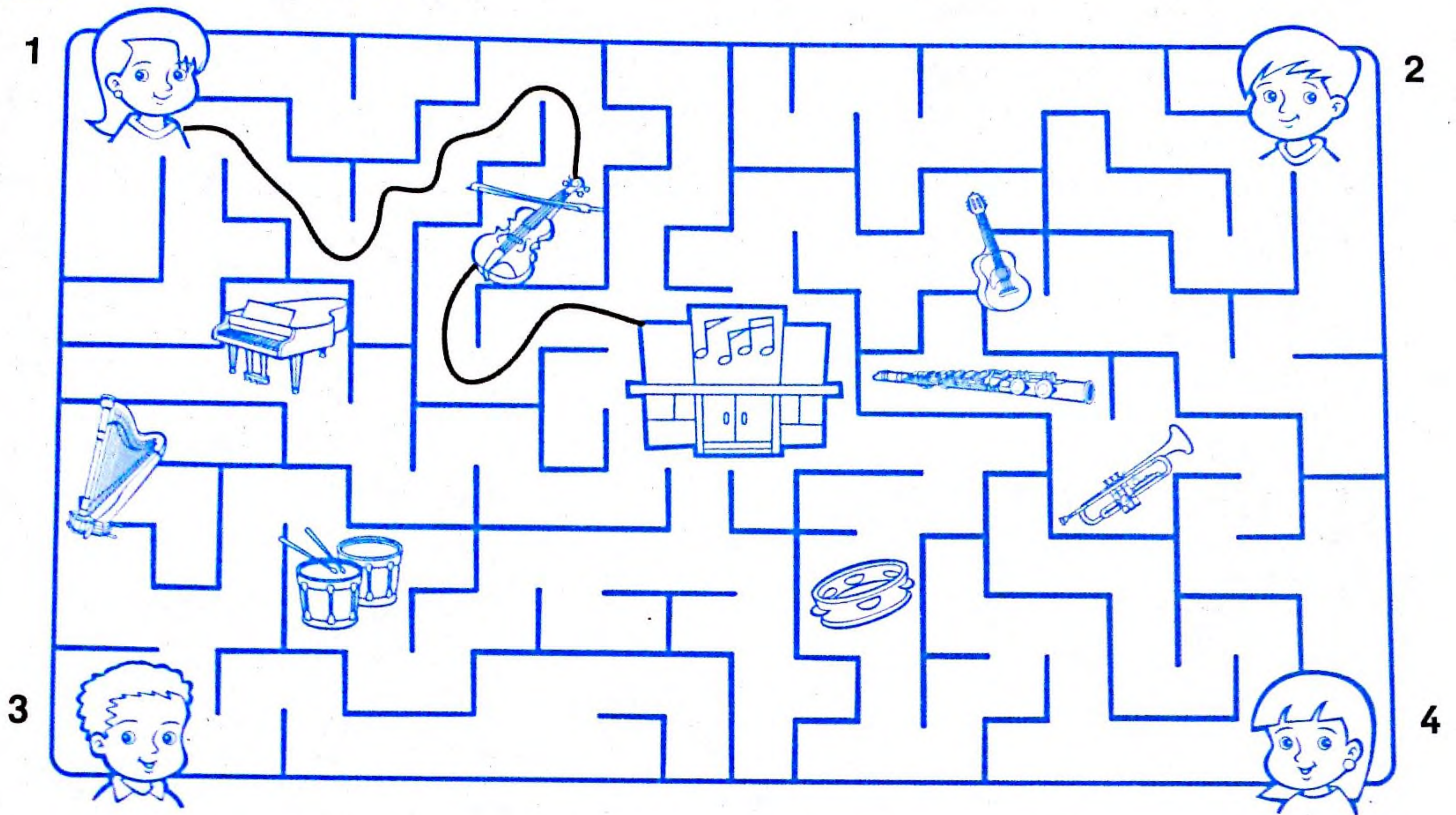
Can he play the piano?

No, he can't.

Grammar B 16

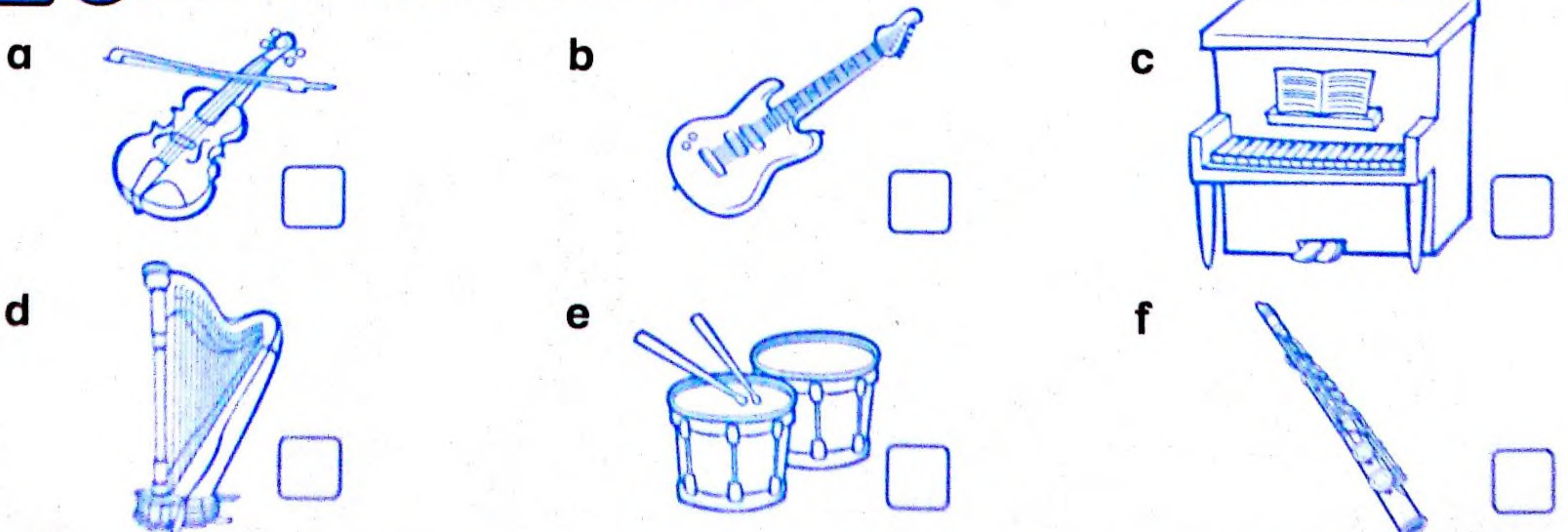
What instrument can	you	he/she	play?	Can	you	he/she	play	the drums?
I	can		play the drums.	Yes,	I		can.	
He/She	cannot		play any instruments.	No,	he/she		cannot.	

M Find. Then write.



- 1 What instrument can she play? She can play the violin.
- 2 What _____ can he play?
He can _____.
- 3 What _____ can he play?
He _____.
- 4 _____ she play?

N B 17 Listen and number.



  B 18 Listen. Then act out.

Jack is back at the castle.
He sees the woman in the kitchen.

Hi! Thanks again
for the harp.

You're welcome.

1

Fee fi fo fum! I
smell a little boy!
Yum, yum, yum!

4

You're just tired.

5



You're back so fast. When do you have lunch?

Um ... I usually have lunch at 12:30.

2

Can you play the trumpet?

Oh, no! The giant! Hide!

3

Hmm ... maybe. What time is it?

It's 2:30. Go and take a nap.

Practice

P Point and talk about the story.

- What time is it?
- Can you see a stove in the kitchen?
- When does he have lunch?
- Can he/she play the trumpet?
- What's he/she doing?
- What does he/she want to do?

Test

Q **B 19** Listen and check (✓) or write.

1

a 7:15 <input type="checkbox"/>	b 7:25 <input type="checkbox"/>
c 7:05 <input type="checkbox"/>	d 7:35 <input type="checkbox"/>

2

a 8:20 <input type="checkbox"/>	b 8:10 <input type="checkbox"/>
c 8:40 <input type="checkbox"/>	d 8:30 <input type="checkbox"/>

3

a 11:55 <input type="checkbox"/>	b 11:25 <input type="checkbox"/>
c 11:35 <input type="checkbox"/>	d 11:45 <input type="checkbox"/>



4

a 4:05 <input type="checkbox"/>	b 4:10 <input type="checkbox"/>
c 4:20 <input type="checkbox"/>	d 4:25 <input type="checkbox"/>



5 She usually _____ at 6:30.

6 He usually _____ at 10 o'clock.

7

a  <input type="checkbox"/>	b  <input type="checkbox"/>
--	--

8

a  <input type="checkbox"/>	b  <input type="checkbox"/>
--	--

9 I can play the piano.

I can play the tambourine.

I can't play any instruments.


10 He can play the harp.

He can't play any instruments.

He can't play the guitar.

Have fun!


R Ask and answer.
Then tell the class.



	Classmate 1	Classmate 2	Classmate 3
<p>When do you get up?</p>			
<p>When do you go to sleep?</p>			
<p>What instrument can you play?</p>			
<p>Can you play the ... ?</p>			

6 Jack finds Dad's gold

Story  Story and Songs CD 12

A  B 20 Listen.

Jack hides from the giant. He sees a bag of gold.



Ah, there you are. What are you looking for?

I'm looking for my dad's bag of gold.



1

3


Oh, this is it! It's my dad's bag of gold.

Really? I'm sorry.



4





2

Don't touch that!



OK. Take it and go home. Hurry!


You're so kind. Thanks!

Learn 1

B B 21 Listen and say.



T-shirt



sweater



hat



sandals



gloves



sunglasses

C B 22 Listen and say.

Grammar B 23

What	are	you/they	looking for?
	is	he/she	
I	am		
They	are		looking for (Jake's) T-shirt.
He/She	is		

What is = What's They are = They're

D Listen and circle. Then chant.

What are you looking for?

I'm looking for my (sunglasses / gloves / sweater).

What are you looking for?

I'm looking for my (sandals / T-shirt / hat).

OK! Let's help!


What are they looking for?

They're looking for (Jessica's / Robert's / Charlie's) gloves.

What are they looking for?

They're looking for (Farrah's / Jessica's / Jake's) sandals.

OK! Let's help!



E Write your own words. Then chant.

Classmates: What are you looking for?

You: I'm looking for _____'s _____.

Classmates: What are they looking for?

You: They're looking for _____'s _____.

Classmates: OK! Let's help!


F Look. Then write.



What's he looking for?
He's looking for Robert's _____.



What's she looking for?
She's looking for Farrah's _____.







What's _____?
He's _____.



What's _____?



G B 26 Listen and number.



Learn 2

H B 27 Listen and say.



1

sweatshirt



2

raincoat



3

uniform



4

cap



5

jeans



6

socks



7

sneakers



8

boots

I B 28 Listen and say.



Is this your cap?

Yes, it is.



Are these your sneakers?

No, they aren't. They're his sneakers.





Grammar B 29

Is	this that	your	sweatshirt?	Yes,	it is.			
Are	these those	his/her	jeans?	No,	they are.			
					it is not.	It is	my	sweatshirt.
					they are not.	They are	your	jeans.
							his/her	

They are = They're
They are not = They aren't

J Look and write.



1 Ana /  Is this her sweater?

No, _____ . It's _____ .

2 Ana /  _____ those _____ ?

_____, they _____. They're _____ .

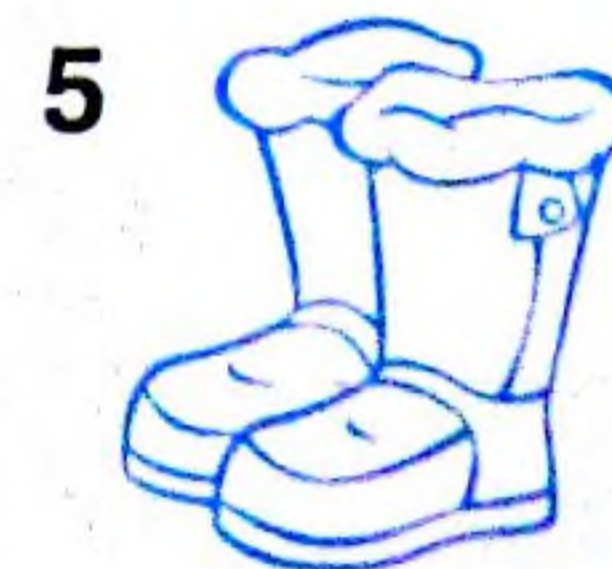
3 Sam /  _____ that _____ ?

_____ . _____ .

4 Sam /  _____ these _____ ?

_____ . _____ .

K  B 30 Listen and match.




his

her

Learn 3

L B 31 Listen and say.



in the hallway



on the stairs



on the floor



on the rack



behind the door



behind the curtain



inside the cage



outside the window


M B 32 Listen and say.

Where was it?



It was outside the window.

Are these your scissors?



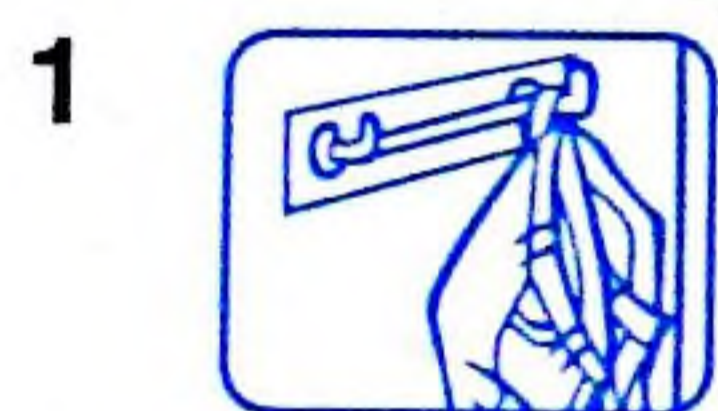

Yes, they are. Where were they?

They were on the floor.

Grammar B 33

Where	was	it? he/she?	I He/She It	was	in the hallway
	were	you? they?	We They	were	

N Find and write.
This morning ...



Where were they?

They were on the rack



Where were they?

They were _____



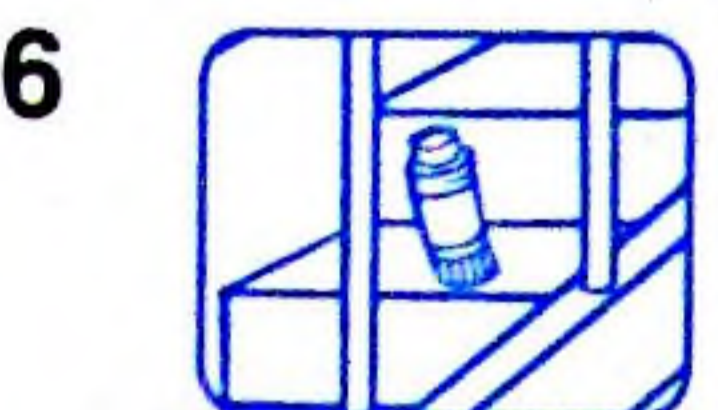
Where was it?

It was _____




Where _____?









B 34 Listen. Then act out.

Jack finds out about his dad.
He asks the woman for help.

Whose shirt is this?

It's Mr. Brown's shirt.

1

3

Mr. Brown is my father.

Really! He's a
hard-working man.

4

Where's he now?

I'm not sure.

Where was he
earlier?

He was in a cage
behind the castle.

What are you looking for?

I'm looking for my dad's clothes. Are these Mr. Brown's socks, too?

I think so.

2

Oh, no! Can you help me, please?

I'm sorry, I can't.

5

Practice

P Point and talk about the story.

- What's Jack looking for?
- Where was Jack's dad?
- Whose socks are those?
- What does he want to do?
- Where's she going?

Test

Q **B 35** Listen and check (✓) or write.



3 They're _____ boots.

4 It's _____ sweater.

5 They're his _____.

6 They're her _____.



9 outside the window

inside the cage

10 in the hallway

in the kitchen


Have fun!

Where were the pink socks?

They were outside the window.

R Ask and answer.

This morning ...





Review

Units 5 and 6

A  **B 36** Listen, find and number.



Checkroom




Practice

B Point and talk about the picture.


- What time is it?
- When does he **get up**?
- What instrument can he/she play?
- Can he/she play the **harp**?
- What are they looking for?
- Where were the **gloves**?
- Is this his/her **raincoat**?

C **B 37** Listen. Then act out.



7 Jack frees Dad

 Story  Story and Songs CD 14

A  **B 38** Listen.

Jack finds his dad in a huge cage.



1

2



4

5



Please help me, too!

Oh, no! The giant is coming!



Learn 1

B B 39 Listen and say.

1



airport

2



restaurant

3



hospital

4



post office

5



train station

6



police station

C B 40 Listen and say.

Grammar B 41

Was	he/she it	at the airport earlier?
Were	you they	
Yes,	I	was.
No,	he/she it	was not.
Yes,	we	were.
No,	they	were not.

was not = wasn't
were not = weren't

F Read and write.

1 he / hospital / No

Was he at the _____ earlier?

2 they / post office / Yes

Were they at the _____ earlier?

3 she / train station / Yes

_____ earlier?

4 they / police station / No

5 it / restaurant / No

6 you / airport / Yes

G  **B 44** Listen and write (Y = Yes, N = No).

this morning

6:30–7:45 park

8:15–9:50 library

10:10–11:55 train station

last night

6:30–8:00 food court

8:25–8:45 post office

9:00–10:15 airport

Learn 2

H B 45 Listen and say.



cheese



meat



soup



fruit



salad



dessert




sushi



vegetarian food

I B 46 Listen and say.



What do you like to eat?

I like to eat fruit.



What does he like to eat?

Hmm ... I think he likes to eat sushi.

Grammar B 47

What	do	you	like to eat?	I	like	to eat cheese.
	do	they				
	does	he/she		We		
				They		
				He/She	likes	

J Look and write.

1



What do they like to eat?

They _____.

2



What does he _____?

He _____.

3



4





K B 48 Listen and circle.

1 soup / fruit

3 cheese / meat

5 fruit / meat

2 salad / dessert

4 vegetarian food / sushi

6 dessert / soup

Learn 3

L B 49 Listen and say.

1



cereal

2



yogurt

3



jam

4



butter

5



toast

6




eggs

M B 50 Listen and say.

What do you have for breakfast?

I usually have eggs and toast.




Grammar B 51

What	do	you	have for breakfast?
	does	they	
		he/she	
I		always	have cereal.
We		usually	
They		sometimes	
He/She			has jam and toast.

N **B 52** Listen and number. Then write.

a



usually

What does he have for breakfast?

He usually has bread and _____.

b




sometimes

_____ she _____?

She _____.

c



always

_____ you _____?

We _____.

d



usually

_____ he _____?

He _____.

e



always

_____ you _____?

I _____.


f



always

_____ they _____?

They _____.

 B 53 Listen. Then act out.

The giant wants to eat Jack.
He and his dad run away.

Hey, giant! What do you like to eat?

I like to eat chicken.
But today I want to eat a little boy!

1

In you go!

Hey! What are you doing?

4

5

Goodbye!



Ha! Come here, little boy! Were you in the kitchen earlier?

Yes, I was.

2



Jack, come here! Run!

Hey! Ouch!

3



Hey! Come back!

Never again!



Practice


P Point and talk about the story.


- Was Jack in the kitchen earlier?
- What does the giant like to eat?
- What does the giant want to do?
- What's the bird doing?
- Where are they going?

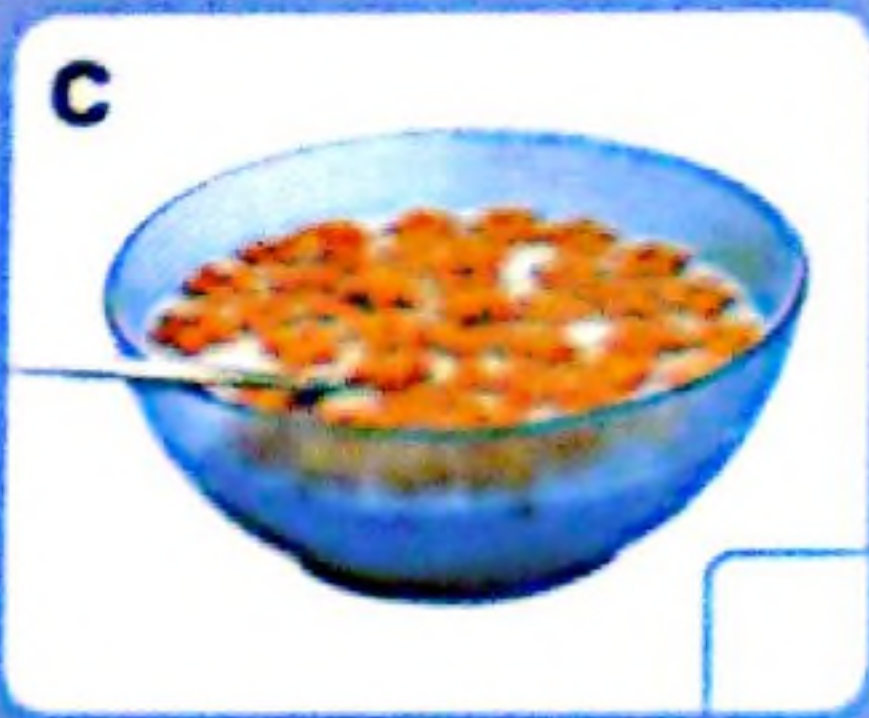
Test

Q **B 54** Listen and check (✓) or write.


1

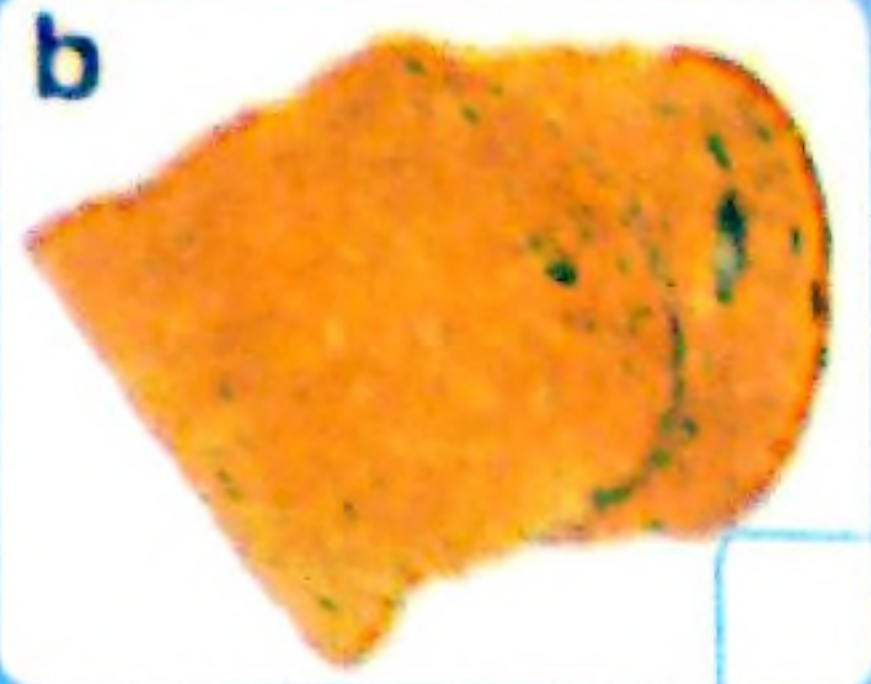
a 


b 

c 


2


a 

b 


c 


3

a 

b 

4

a 

b 

- 5 yogurt
- cereal
- salad

- 6 meat
- vegetarian food
- fruit

7 Was he at the restaurant earlier?

8 Was she at the airport at 9:45?

9 Were they at the police station at 10 o'clock?

10 Were they at the hospital earlier?

What do you like to eat?

I like to eat fruit.

R Play the game.



What do you like to eat?



What do you have for breakfast?

How to play:

- 1 Draw or write food items in each box. Repeat some food items.
- 2 Ask classmates about the food they like to eat or have for breakfast. Check off the food items in the boxes.
- 3 The winner is the first to check off a horizontal, vertical or diagonal line of boxes.

8 Flying home



Story



A **B 55** Listen.

Jack and his dad are on the bird's back. They fly away from the castle.

Please pull down the beanstalk.

Sure, no problem.

Look! The woman is waving.

You're welcome.

1

2

3

She's very nice. I like her very much.

Wow, everything's different!

How long was he away from home?

He was away for a year.

Yes, she's very nice.

4



Goodbye!

Bye-bye! Thanks for everything.




Look! There's our house.

5

Learn 1

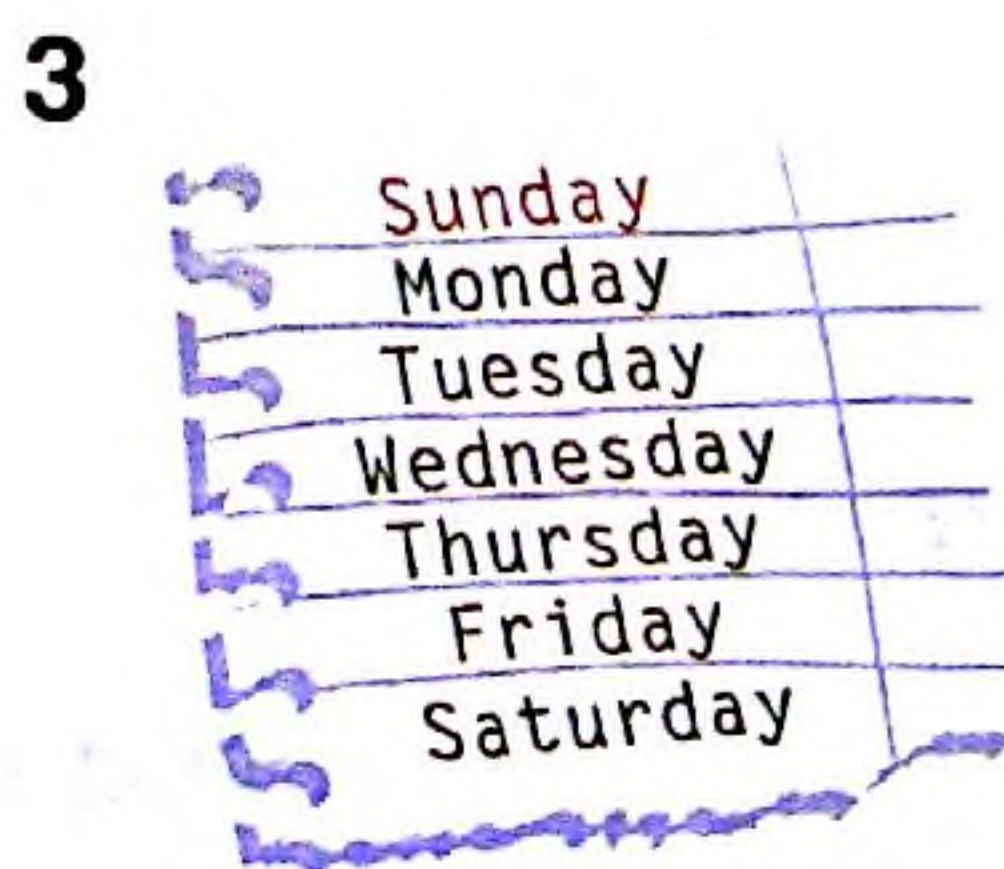
B **B 56** Listen and say.



an hour



a day




a week



a month



a year



a decade

C **B 57** Listen and say.

Grammar B 58

How long	were	you they	away from home?
	was	he/she	
I He/She	was	away for an hour .	
We They	were		

D  **B 59-60** Listen and write. Then chant.

Everything looks different!
 Everything looks new!
 How long were you away from home?

Were you away for 4 _____?

No, I wasn't.

Were you away for 4 _____?

Yes, I was. I was away for 4 _____.



Everything looks different!
 Everything looks new!
 How long were you away from home?

Were you away for 7 _____?

No, I wasn't.

Were you away for 7 _____?

Yes, I was. I was away for 7 _____.

Wow! 7 _____!



E Write your own words. Then chant.

You: Were you away for _____?

Classmate: No, I wasn't.


You: Were you away for _____?

Classmate: Yes, I was. I _____.

F  **B 61** Listen and circle. Then write.



3 hours / 3 days



2 months / 2 weeks



4 months / 4 days



5 days / 5 decades

1 How long was she away from home?

She was away for _____.

2 How long _____ away from home?

They _____.

3 _____ you away from home?

I _____.

4 _____ he away from home?

He _____.

Learn 3

G B 62 Listen and say.

January

S	M	T	W	T	F	S
1	2	3	4	5	6	7
8	9	10	11	12	13	14
15	16	17	18	19	20	21
22	23	24	25	26	27	28
29	30	31				

February

S	M	T	W	T	F	S
			1	2	3	4
5	6	7	8	9	10	11
12	13	14	15	16	17	18
19	20	21	22	23	24	25
26	27	28				

March

S	M	T	W	T	F	S
			1	2	3	4
5	6	7	8	9	10	11
12	13	14	15	16	17	18
19	20	21	22	23	24	25
26	27	28	29	30	31	

April

S	M	T	W	T	F	S
						1
2	3	4	5	6	7	8
9	10	11	12	13	14	15
16	17	18	19	20	21	22
23/30	24	25	26	27	28	29

May

S	M	T	W	T	F	S
	1	2	3	4	5	6
7	8	9	10	11	12	13
14	15	16	17	18	19	20
21	22	23	24	25	26	27
28	29	30	31			

June

S	M	T	W	T	F	S
				1	2	3
4	5	6	7	8	9	10
11	12	13	14	15	16	17
18	19	20	21	22	23	24
25	26	27	28	29	30	

July

S	M	T	W	T	F	S
						1
2	3	4	5	6	7	8
9	10	11	12	13	14	15
16	17	18	19	20	21	22
23/31	24/31	25	26	27	28	29

August

S	M	T	W	T	F	S
		1	2	3	4	5
6	7	8	9	10	11	12
13	14	15	16	17	18	19
20	21	22	23	24	25	26
27	28	29	30	31		

September

S	M	T	W	T	F	S
					1	2
3	4	5	6	7	8	9
10	11	12	13	14	15	16
17	18	19	20	21	22	23
24	25	26	27	28	29	30

October

S	M	T	W	T	F	S
					1	2
3	4	5	6	7	8	9
10	11	12	13	14	15	16
17	18	19	20	21	22	23
24	25	26	27	28	29	30
31						


November

S	M	T	W	T	F	S
						1
2	3	4	5	6	7	8
9	10	11	12	13	14	15
16	17	18	19	20	21	22
23	24	25	26	27	28	29
30	31					

December

S	M	T	W	T	F	S
						1
2	3	4	5	6	7	8
9	10	11	12	13	14	15
16	17	18	19	20	21	22
23	24	25	26	27	28	29
30	31					

H B 63 Listen and say.



It's December.



Grammar B 64

What month is it? It is January.

I Unscramble and write. Then match.

1 What month is it?

It's _____ . (r A p l i)

31
days

2 What month _____ ?

It's _____ . (c h a r M)

3 _____ ?

_____ (y u J l)

30
days

4 _____ ?

_____ (a b r F y u e r)

5 _____ ?

_____ (e r e D c b m e)

28/29
days

6 _____ ?

_____ (u t g u A s)

J B 65 Listen and underline.

1 July / June / August

2 December / November / September

3 March / May / April

4 February / January / October

5 June / July / January


6 September / October / November

Learn 3

K B 66 Listen and say.



L B 67 Listen and say.



Grammar B 68

When is	your his/her	birthday?
My His/Her	birthday is on (January) 1st.	

M  **B 69** Listen and circle.

January

3rd

13th

February

20th

8th

March

11th

2nd

April

9th

19th

May

16th

6th

June

20th

12th

July

18th

5th

August

1st

11th

September

7th

17th

October

4th

14th

November

21st

1st

December

3rd

13th

N Write.

1 When's your birthday?

2 When's your best friend's birthday?

3 When's your mom's birthday?

B70 Listen. Then act out.

Jack and his dad are back home.
Everyone is happy.

Look! There's our house.

Oh, I miss my family.
I was away for about
two years.

1

4


Goodbye!
See you soon!

See you.

5

Oh, John! Jack!
I'm so happy to
see you again.

Me, too! Jack was
very brave.



Really? When's your birthday?

My birthday is on June 1st.

2




What month is it now?

It's May.

Come back next month! We'll have a party for you.

3



6

Were you scared?

Me? Are you kidding? Well, maybe a little.


Ha-ha-ha!

Practice

P Point and talk about the story.

- How many **animals** can you see?
- What month is it now?
- How long was the bird away from home?
- When's the bird's birthday?
- Was Jack **cowardly**?


Test

Q  **B 71** Listen and write or check (✓).

- 1 I was away for three _____.
- 2 I was away for _____.
- 3 _____ was away for _____.
- 4 _____ was away for 12 _____.

5

a

January

b

February

c

July

6

a

November

b

December

c

September

7 His birthday is on October _____.

8 Her birthday is on _____.

9

a

July
12th

b

July
20th

c

July
21st

10

a

October
5th

b

August
13th

c

August
3rd

Have fun!

Number 1. What month is it?

It's December.



R Play tic-tac-toe.

1

What month is it?

2

How long was he away from home?

3

When's your best friend's birthday?

4

How long was she away from home?

5

When's your birthday?

6

Say the names of four months that end with -y.

7

What is between March and May?

8

What comes after October?

9

How long were they away from home?

Review

Units 7 and 8

Mon. 12 June	Tues. 13 June	Wed. 14 June
--------------------	---------------------	--------------------

A  **B 72** Listen, find and number.



a




c





d

e



Practice

B Point and talk about the picture.

- Was he/she at the hospital earlier?
- What does she/he like to eat?
- What does he/she have for breakfast?
- What month is it now?
- How long was it away from home?
- When's his birthday?

C **B 73** Listen. Then act out.

Guess! What do they like to eat?

They like to eat sushi.

No! Try again!

They like to eat soup.

Yes, that's correct.

Now it's your turn. What month is it?

It's April.

Yeah! Correct!

Word list

A

air conditioner	p. 38
airport	p. 85
always	p. 45
April	p. 100
aquarium	p. 38
art room	p. 12
auditorium	p. 12
August	p. 100

B

badminton	p. 50
baseball	p. 50
basketball	p. 50
bathtub	p. 38
bed	p. 36
behind the curtain	p. 76
behind the door	p. 76
birthday party	p. 10
bookshelf	p. 36
boots	p. 74
butter	p. 90

C

cafeteria	p. 12
call a friend	p. 33
cap	p. 74
cardboard	p. 22
cereal	p. 90
cheese	p. 88
class play	p. 10

classroom	p. 12
closet	p. 36
computer	p. 38
computer lab	p. 12
correction fluid	p. 22
crayons	p. 24
cutting knives	p. 24

D

day	p. 97
decade	p. 97
December	p. 100
desk	p. 36
dessert	p. 88
dodgeball	p. 50
dresser	p. 38
drums	p. 64

E

eat a pizza	p. 33
eggs	p. 90
eighteenth (18th)	p. 102
eighth (8th)	p. 102
eleventh (11th)	p. 102

F

fan	p. 38
February	p. 100
field hockey	p. 50
field trip	p. 10
fifteenth (15th)	p. 102

fifth (5th)	p. 102
first (1st)	p. 102
flute	p. 64
folders	p. 24
fourteenth (14th)	p. 102
fourth (4th)	p. 102
Friday	p. 7
fruit	p. 88

G

get up	p. 62
gloves	p. 71
glue	p. 22
go fishing	p. 48
go hiking	p. 48
go home	p. 62
go shopping	p. 48
go swimming	p. 19
go to sleep	p. 62
go to the movies	p. 48
guitar	p. 64
gym	p. 12

H

harp	p. 64
hat	p. 71
have breakfast	p. 62
have dinner	p. 62
have lunch	p. 62
hospital	p. 85
hour	p. 97

I
ink p. 22
inside the cage p. 76
in the hallway p. 76

J
jam p. 90
January p. 100
jeans p. 74
July p. 100
June p. 100

K

L
leave for school p. 62

M
make a cake p. 33
March p. 100
math test p. 10
May p. 100
meat p. 88
Monday p. 7
month p. 97
music performance p. 10
music room p. 12

N
never p. 45
nineteenth (19th) p. 102

ninth (9th) p. 102
November p. 100

O
October p. 100
on the floor p. 76
on the rack p. 76
on the stairs p. 76
outside the window p. 76

P
paint p. 22
paintbrushes p. 24
paper p. 22
paper clips p. 24
piano p. 64
piano lesson p. 10
pick flowers p. 48
play hide-and-peek p. 19
play hopscotch p. 19
play tag p. 19
play with puzzles p. 48
police station p. 85
post office p. 85
push pins p. 24

Q

R
raincoat p. 74
refrigerator p. 38
restaurant p. 85

ride (my) skateboard p. 33
roller-skate p. 19
rubber bands p. 24
rug p. 36

S
salad p. 88
sandals p. 71
Saturday p. 7
science lab p. 12
scissors p. 24
second (2nd) p. 102
September p. 100
seventeenth (17th) p. 102
seventh (7th) p. 102
sink p. 36
sixteenth (16th) p. 102
sixth (6th) p. 102
sneakers p. 74
soccer p. 50
soccer game p. 10
socks p. 74
sofa p. 36
sometimes p. 45
soup p. 88
sports day p. 10
stove p. 38
string p. 22
Sunday p. 7
sunglasses p. 71
sushi p. 88
sweater p. 71
sweatshirt p. 74

T

table tennis	p. 50
take a nap	p. 62
tambourine	p. 64
tape	p. 22
tennis	p. 50
tenth (10th)	p. 102
third (3rd)	p. 102
thirteenth (13th)	p. 102
three o'clock (3:00)	p. 59
Thursday	p. 7
toast	p. 90
toilet	p. 36
trade cards	p. 19
train station	p. 85
trumpet	p. 64
T-shirt	p. 71
Tuesday	p. 7
twelfth (12th)	p. 102
twentieth (20th)	p. 102
twenty-first (21st)	p. 102
two fifteen (2:15)	p. 59
two fifty (2:50)	p. 59
two fifty-five (2:55)	p. 59
two forty (2:40)	p. 59
two forty-five (2:45)	p. 59
two o'clock (2:00)	p. 59
two oh five (2:05)	p. 59
two ten (2:10)	p. 59
two thirty (2:30)	p. 59
two thirty-five (2:35)	p. 59
two twenty (2:20)	p. 59
two twenty-five (2:25)	p. 59

U

uniform	p. 74
usually	p. 45

V

vegetarian food	p. 88
violin	p. 64
visit (my) grandparents	p. 48

W

walk the dog	p. 48
watch a movie	p. 33
Wednesday	p. 7
week	p. 97
write an email	p. 33

X**Y**

year	p. 97
yogurt	p. 90

Z

This audio CD contains all the story episodes, songs, chants and music for Student Book 3.

	Story		Song/Chant	
Unit 1	Track 2	p. 6	Track 18-19	p. 8
	Track 3	p. 14		
Unit 2	Track 4	p. 18	Track 20-21	p. 20
	Track 5	p. 26		
Unit 3	Track 6	p. 32	Track 22-23	p. 34
	Track 7	p. 40		
Unit 4	Track 8	p. 44	Track 24-25	p. 46
	Track 9	p. 52		
Unit 5	Track 10	p. 58	Track 26-27	p. 60
	Track 11	p. 66		
Unit 6	Track 12	p. 70	Track 28-29	p. 72
	Track 13	p. 78		
Unit 7	Track 14	p. 84	Track 30-31	p. 86
	Track 15	p. 92		
Unit 8	Track 16	p. 96	Track 32-33	p. 98
	Track 17	p. 104		

Hip Hip Hooray!

Second Edition

Success with stories

Hip Hip Hooray! Second Edition is a six-level primary course that features updated classic stories to motivate students for success in English.

UPDATED

Classic stories

make grammar easy to teach and fun to learn

UPDATED

Four-skills step-by-step sequence

ensures the course is easy to use for both teachers and students

NEW

Comprehensive assessment program

helps track student progress and improve results

NEW

Full digital support

extends practice in and out of class and strengthens home-school connection



Components

- Student Book with Audio CD
- Workbook with Audio CD
- Phonics Book with Audio CD
- Online Learning Center at www.HipHipHoorayOnline.com
- Active Teach for IWB
- Teacher's Edition
- Class Audio CDs
- Activity Cards
- Picture Cards
- Poster Pack



PEARSON
Longman

pearsonlongman.com



Perfect partner with the
Penguin Young Reader
Jack and the Beanstalk

ISBN 978-988-00-2933-2



9 789880 029332