

Second Edition

Hip Hip

Hooray!

2



Student Book




PEARSON
Longman

Beat Eisele • Catherine Yang Eisele
Stephen M. Hanlon • Rebecca York Hanlon



Evaluation

Unit	Learn	Rating   	Comments
1	Learn 1		
	Learn 2		
	Learn 3		
2	Learn 1		
	Learn 2		
	Learn 3		
3	Learn 1		
	Learn 2		
	Learn 3		
4	Learn 1		
	Learn 2		
	Learn 3		
5	Learn 1		
	Learn 2		
	Learn 3		
6	Learn 1		
	Learn 2		
	Learn 3		
7	Learn 1		
	Learn 2		
	Learn 3		
8	Learn 1		
	Learn 2		
	Learn 3		

Contents

Syllabus	p. 4
1 At the toy store	p. 6
2 Late at night	p. 18
Review Units 1 and 2	p. 30
3 Surprise!	p. 32
4 That ball is cool!	p. 44
Review Units 3 and 4	p. 56
5 Who makes the toys? ..	p. 58
6 A nice idea	p. 70
Review Units 5 and 6	p. 82
7 Say "Cheese!"	p. 84
8 Watch out!	p. 96
Review Units 7 and 8	p. 108
Word list	p. 110

Syllabus

Grammar

Vocabulary

1 At the toy store

Learn 1

What does he/she do? He's/She's a police officer.
What do they do? They're police officers.

Occupations: police officer, mail carrier, doctor, farmer, baker, toy maker

Learn 2

Is he/she a teacher?
Yes, he/she is. / No, he/she isn't.
Are they teachers?
Yes, they are. / No, they aren't.

Occupations: teacher, carpenter, firefighter, pilot, dentist, nurse

Learn 3

What's he/she like? He's/She's kind.

Adjectives: kind, mean, generous, greedy, brave, cowardly, hard-working, lazy

2 Late at night

Learn 1

What do you need? I need a mop.
What does he/she need? He/She needs a mop.

Household items: a mop, a bucket, a broom, a dustpan, a trash can, a sponge

Learn 2

Is the (mop) above the (bucket)? Yes, it is. / No, it isn't.
Are the (mops) above the (bucket)?
Yes, they are. / No, they aren't.

Prepositions: above, next to, in front of, between __ and __

Learn 3

Can you sweep the floor, please?
Sure, no problem. / Sorry, I'm busy.

Household chores: sweep the floor, mop the floor, pick up the trash, empty the trash, wash the dishes, water the plants

3 Surprise!

Learn 1

There's a monitor (on the table).
There are speakers (on the table).

Computer equipment: monitor, keyboard, mouse, flash drive, webcam, speakers

Learn 2

Is there a pencil case (on the desk)?
Yes, there is. / No, there isn't.
Are there pencil cases (on the desk)?
Yes, there are. / No, there aren't.

Classroom items: pencil case, notebook, pencil sharpener, ruler, colored pencil, marker

Learn 3

How's the weather? It's sunny.

Weather adjectives: sunny, cloudy, windy, rainy, foggy, snowy

4 That ball is cool!

Learn 1

This/That (doll) is cute. These/Those (dolls) are ugly.
Is this/that (robot) expensive?
Yes, it is. / No, it isn't. It's cheap.
Are these/those (shoes) new?
Yes, they are. / No, they aren't. They're used.

Adjectives: cute, ugly, expensive, cheap, new, used

Learn 2

What's 20 plus 10? 20 plus 10 equals 30.
What's 20 minus 10? 20 minus 10 equals 10.

Numbers: 20-30, 40, 50, 60, 70, 80, 90, 100

Learn 3

How much is it? It's \$1.
How much are they? They're \$1.

Money: \$1, \$10, \$100

Grammar

Vocabulary

5 Who makes the toys?

Learn 1	What are you/they doing? I'm/They're reading. What's he/she doing? He's/She's reading.	Activities: reading, writing, painting, thinking, eating, sleeping
Learn 2	Are you watching TV? Yes, I am. / No, I'm not. Is he/she watching TV? Yes, he/she is. / No, he/she isn't.	Activities: watching TV, surfing the Web, listening to music, playing a video game, playing a board game, studying for an exam
Learn 3	This is the bedroom.	Rooms: bedroom, living room, dining room, kitchen, bathroom, balcony

6 A nice idea

Learn 1	What do you/they have? I/They have a baseball. What does he/she have? He/She has in-line skates.	Sports equipment: a baseball, a basketball, a jump rope, a skateboard, a racket, in-line skates
Learn 2	Do you have a puzzle? Yes, I do. / No, I don't. Does he/she have marbles? Yes, he/she does. / No, he/she doesn't.	Toys: a puzzle, a board game, a dollhouse, marbles, trading cards, building blocks
Learn 3	What are you/they wearing? I'm wearing a dress. / We're/They're wearing dresses. What's he/she wearing? He's/She's wearing a dress.	Clothes: dress, skirt, jacket, shirt, pants, shorts, shoes, slippers

7 Say "Cheese!"

Learn 1	Whose (pencil case) is this/that? It's my (pencil case). Whose (markers) are these/those? They're my (markers).	Possessive pronouns: my, your, his, her, their, our
Learn 2	My/His/Her head hurts.	Parts of the body: head, eye, nose, ear, mouth, arm, hand, leg, foot
Learn 3	What's wrong? I have a cold. / He/She has a cold.	Illnesses: a cold, a headache, a toothache, a stomachache, a sore throat, a nosebleed

8 Watch out!

Learn 1	Imperatives: Help! Stop! Watch out! Don't push! Don't touch that! Don't cut in line!	
Learn 2	Where are you/they going? I'm/We're/They're going to English class.	School classes: English class, math class, music class, art class, geography class, computer class, science class, PE class
Learn 3	Are you/they going to dance class? Yes, I am. / Yes, we/they are. No, I'm/we're/they're going to band practice.	School activities: dance class, band practice, choir practice, scout meeting, science fair, volleyball game

1

At the toy store

Story



A A2 Listen.

Good morning.

Good morning.
Can you give
away toys?

Yes, we can.



2

1

Watch out!

Oh, dear!

3

4

Ouch! Are you
OK, Lola?

6

Boom!





Learn 1

B



A 3

Listen and say.

1



police officer

2



mail carrier

3



doctor

4



farmer

5



baker

6



toy maker

C



A 4

Listen and say.

Grammar



A 5

What	does	he/she do?
	do	they do?
He/She	is	a police officer,
They	are	police officers.

He is = He's
 She is = She's
 They are = They're

What does he do?

He's a toy maker.

Yes, I'm fine.

 **Song**  Story and Songs CD 18-19

D  **A 6-7** Listen and circle. Then sing.



What does he do? What does he do?

He's a



What does she do? What does she do?

She's a mail carrier.



What do they do? What do they do?

They're




What does he do? What does he do?

He's a toy maker.

What does she do? What does she do?


She's a



What do they do? What do they do?

They're farmers.



E  **A B** Listen and write (T = True, F = False).

1



T

2



3



4



F **A 9** Listen and write.

What does he do _____ ?



He's _____

G **A 10** Listen and number. Then write.



She's _____



They're _____



He's _____



He's _____

Learn 2

H A 11 Listen and say.



teacher



carpenter



firefighter



pilot



dentist



nurse

I A 12 Listen and say.

Is she a dentist?

No, she isn't. She's a nurse.



Are they pilots?

No, they aren't. They're firefighters.



Grammar A 13

Is	he she	a teacher?	Yes, No,	he she	is. is not.
Are	they	teachers?	Yes, No,	they	are. are not.

is not = isn't are not = aren't

J **A 14** Listen and write.

1



Yes, she is _____.

2



_____, they _____.

3



_____, he _____.

4



_____, they _____.

5



_____, she _____.

6



_____, he _____.

Learn 3

K A 15 Listen and say.



kind



mean



generous



greedy



brave



cowardly




hard-working



lazy

L A 16 Listen and say.



Grammar A 17

What is	he	like?	He	is kind.
	she		She	

What is = What's

M **A 18** Listen and match. Then write.

1 What's he like?

He's _____

2 What's she like?

She's _____

3 What's he like?

4 What's she like?

5 What's she like?

a



b



c



d





e





N **A 19** Listen. Then act out.

1



Is she a mail carrier?

No, she isn't.

What does she do then?

She's a police officer.

2


Who's she?

She's Mrs. Jones.



4

Here you are.



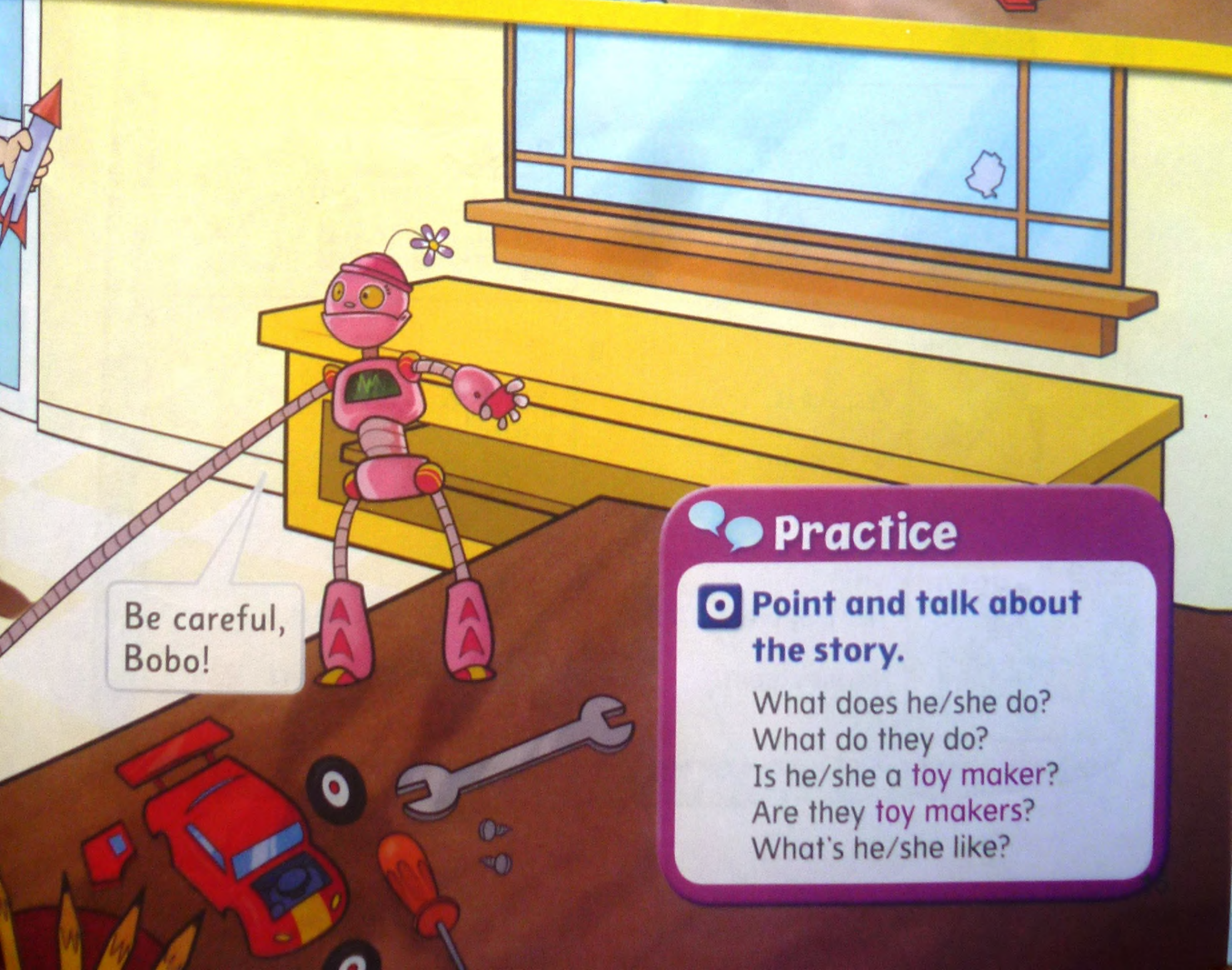
Thank you!
You're generous!



He's Mr. Jones.

What's he like?

He's hard-working.



Be careful,
Bobo!

Practice

Point and talk about the story.

- What does he/she do?
- What do they do?
- Is he/she a toy maker?
- Are they toy makers?
- What's he/she like?

2 Late at night

Story



A A 21 Listen.



The store is messy.

2



What do you need?

It's under the table.

3

No, it isn't.



4




Sorry.

1

Let's clean up.



I need a broom.



Ah! It's under you!

Learn 1

B A 22 Listen and say.

- 1  a mop
- 2  a bucket
- 3  a broom
- 4  a dustpan
- 5  a trash can
- 6  a sponge

C A 23 Listen and say.

Grammar A 24

What	do	you	need?
	does	he/she	
I	need		a mop.
He/She	needs		

D A 25-26 Listen, circle and write. Then sing.

Let's hurry! Let's get busy!
 What do you need?
 A broom. I need a broom.



Let's hurry! Let's get busy!
 What does she need?


A  /  . She needs _____

Let's hurry! Let's get busy!
 What does he need?
 A trash can. He needs a trash can.


Let's hurry! Let's get busy!
 What does she need?

A  /  . She needs _____

Let's hurry! Let's get busy!
 What do you need?
 A break. I need a break.

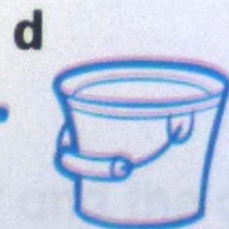
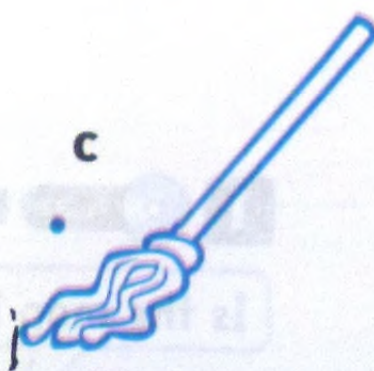



E A 27 Listen and number.

- a 
- b 
- c 
- d 
- e 


F  **A 28** Listen and match. Then write.


- 1 _____ you need?
I need _____
- 2 _____ he need?
He needs _____
- 3 What _____?
She _____
- 4 What _____?
I _____




G  **A 29** Listen and check (✓).


1

a 


b 


2

a 


b 


3

a 

b 

4

a 

b 

Learn 2

H **A 30** Listen and say.




I **A 31** Listen and say.

Is the mop in the bucket?






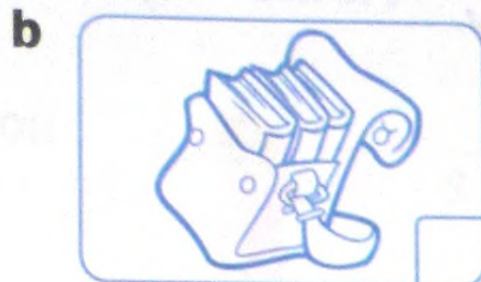

Are the trash cans next to the table?



Grammar **A 32**

Is the (mop) above the (bucket)?	Yes, it is.
	No, it is not.
Are the (mops) above the (bucket)?	Yes, they are.
	No, they are not.

J **A 33** Listen and number. Then write.



1 Are the books in the school bag?

Yes, they are.

2 Are the brooms next to the table?

No, they aren't.

3 Is the bee above the flower?

It's between the flower and the cat.

4 Is the robot next to the doll?

5 Are the ants behind the cake?

They're in front of the cake.

6 Is the bus between the tree and the car?

No, it isn't.

Learn 3

K A 34 Listen and say.

1



sweep the floor

2



mop the floor

3



pick up the trash

4



empty the trash

5



wash the dishes

6



water the plants

L A 35 Listen and say.

Can you empty the trash, please?

Sure, no problem.



Grammar A 36

Can you sweep the floor, please?

Sure, no problem.

Sorry, I am busy.

I am = I'm

M **A 37** Listen and write (✓ = Sure, ✗ = Sorry). Then write.

1



Can you _____, please?

Sure, _____


2



Can you _____, please?

Sorry, _____

3



Can you _____, please?

4



Can you _____, please?

5



Can you _____, please?

6




Can you _____, please?

Story

Story and Songs CD
5

N **A 38** Listen.
Then act out.



I can sweep the floor.
Can you mop the
floor, please?

Sure, no problem.
I need a bucket.
Where's the bucket?

1

3

Yes, it is!

4


We're done.
Now let's make toys.



Is it next to the table?

Ahh!

2

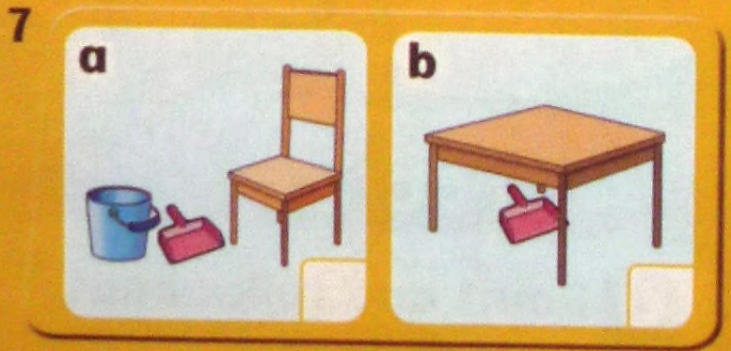

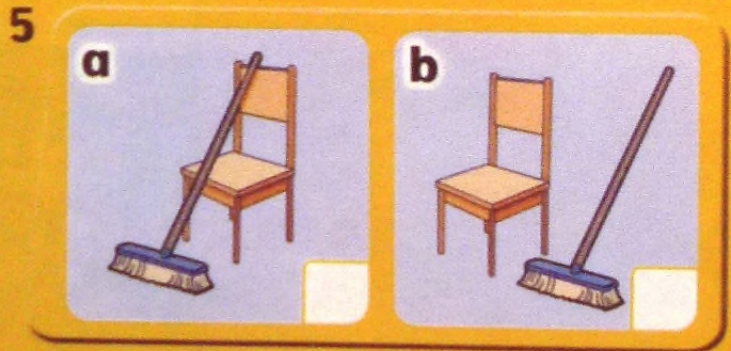
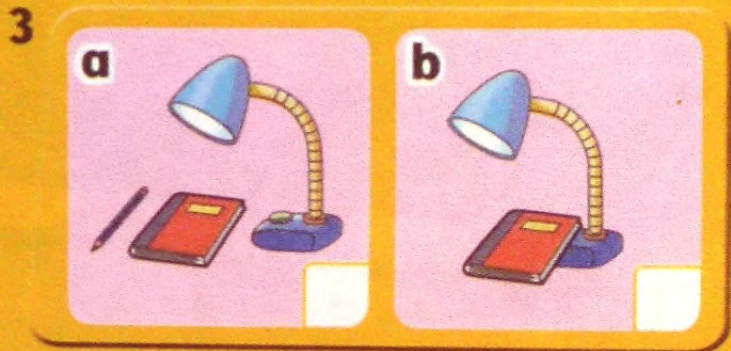
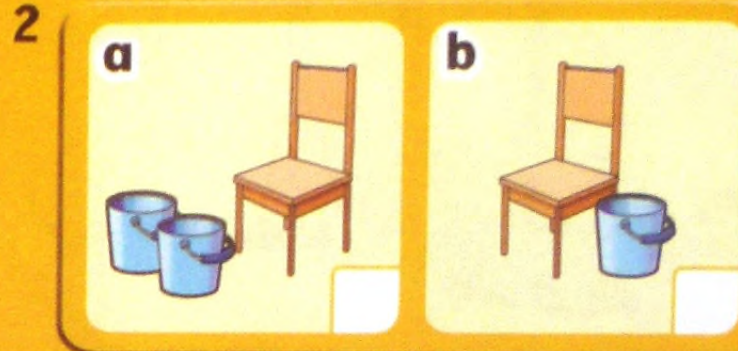



Yes, I can make toys.

Practice

- Point and talk about the story.
- Can he/she sweep the floor?
- What's he/she like?
- What does he/she need?
- Is the bucket next to the table?

P **A 39** Listen and check (✓).






8 Sure, no problem.
 Sorry, I'm busy.

9 Sure, no problem.
 Sorry, I'm busy.

10 Sure, no problem.
 Sorry, I'm busy.

Have fun!



-  What do you need?
-  Is/Are the ... ?
-  Can you ... ?

Q Play the game.



What do you need?

I need a bucket.

Start

Finish

Review

Units 1 and 2

A  **A 40** Listen, find and stick.



1

4

3

2



Practice

B Point and talk about the picture.

What does he/she do? What do they do?
 Is he/she a **doctor**? Are they **teachers**?
 What's he/she like?
 What does he/she need?
 Is the broom **next** to the table?

C A 41 Listen. Then act out.

What does she do?
 She's a teacher.

What's she like?
 She's mean.

Can you sweep the floor, please?
 Sorry, I'm busy.

Sure, no problem.

I need a broom.
 It's next to the chair.

3

Surprise!

Story

Story and Songs CD
6

A

A 42 Listen.

Look at the store.
It's clean!

Wow! There
are new toys
on the table.

1

3
Hmm ... There's a hole
in the window.

4

Oh! There's a lamp on the table.



2



Shh!

Learn 1

B

A 43 Listen and say.

1



monitor

2



keyboard

3



mouse

4




flash drive

5



webcam

6



speakers

C

A 44 Listen and say.

Grammar

A 45

There	is	a monitor	(on the
	are	speakers	table).

There is = There's

D A 46-47 **Listen, circle and write. Then sing.**

There's a  /  on the monitor.



There's a _____ on the monitor, right there.

There are speakers on the table.
There are speakers on the table, right there.

There's a  /  on the table.

There's a _____ on the table, right there.









There are flash drives on the table.
There are flash drives on the table, right there.


There's a  /  on the table.

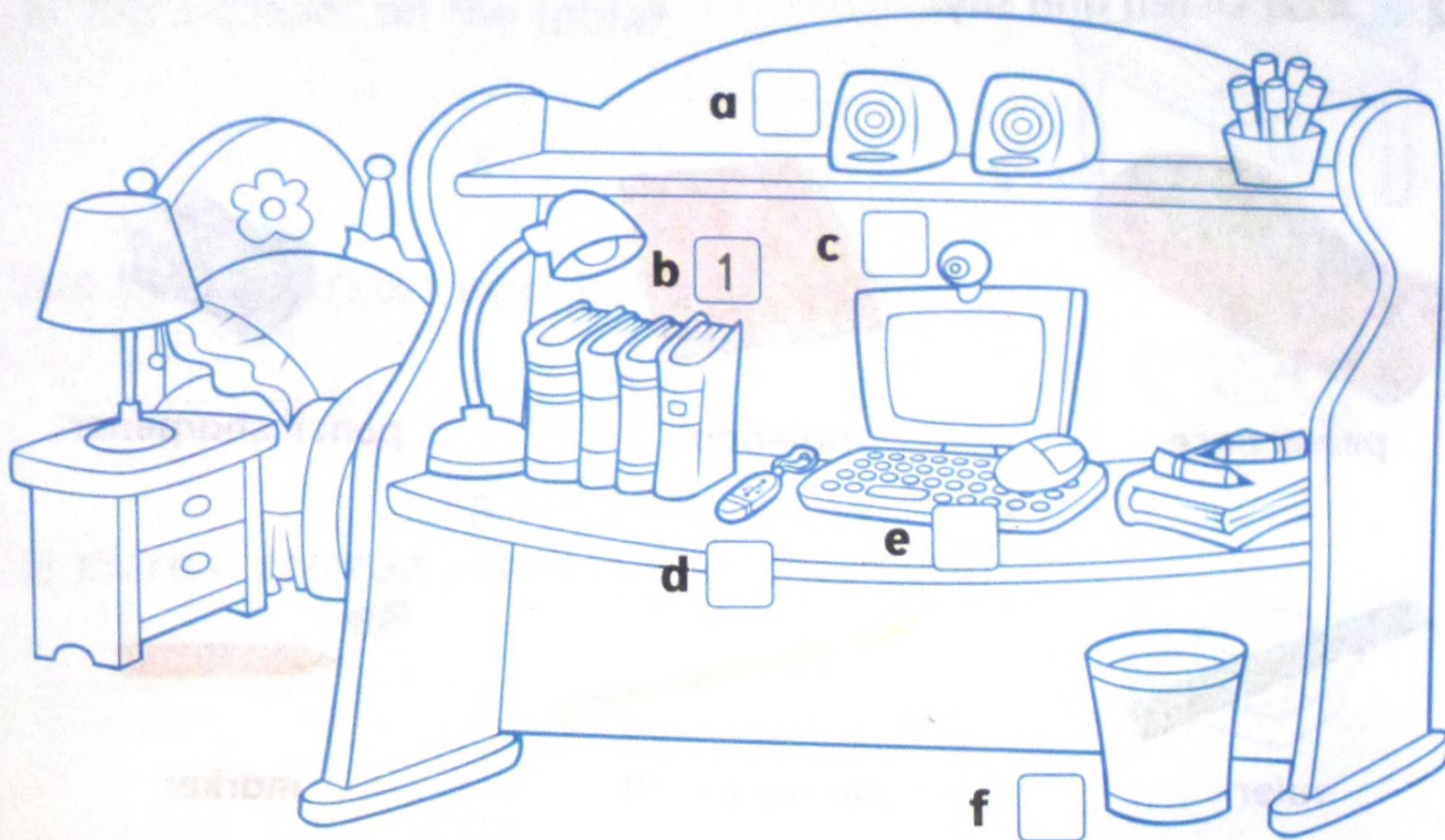
There's a _____ on the table, right there.

There are monitors on the table.
There are monitors on the table, right there.

E A 48 **Listen and circle.**

- 1  / 
- 2  / 
- 3  / 
- 4  / 

F  **A 49** Listen and number. Then write.



- 1 There are books on _____ the desk.
- 2 There's _____ the books.
- 3 There's _____ the monitor.
- 4 There's _____ the keyboard.
- 5 There are _____ the desk.
- 6 There's _____ the desk.



Learn 2

G



A 50

Listen and say.

1




pencil case

2




notebook

3



pencil sharpener

4



ruler

5



colored pencil

6



marker

H



A 51

Listen and say.

Is there a **notebook** on the desk?

No, there isn't.

Are there **colored pencils** on the desk?

Yes, there are.

Grammar




A 52

Is	there	a pencil case	(on the desk)?	Yes,	there is	No,	there is not.
Are		pencil cases			there are.		there are not.

Look and write.

1 Is there a ruler on the table?

.....
.....
.....




2 Are there markers next to the book?

.....
.....
.....



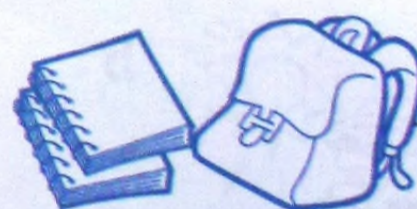
3 Is there a colored pencil in the pencil case?

.....
.....
.....



4 _____ notebooks next to the school bag?

.....
.....
.....



5 _____ colored pencils next to the pencil case?

.....
.....
.....




6 _____ a marker next to the eraser?

.....
.....
.....




Learn 3

J **A 53** Listen and say.



K **A 54** Listen and say.

How's the weather?



It's rainy.

Grammar **A 55**

How is the weather?

It is sunny.

How is = How's
It is = It's

L  **A 56** Listen and match. Then write.

1 How's the weather?

It's _____

a



2 How's the weather?

b



3 How's the weather?

c



4 How's the _____?

d



5 How's the _____?

e




6

f



M  **A 57** Listen. Then act out.



Oh! There's a robot on the table. Wow! It can walk!

3

Huh?
Excuse me?

Oh ... Is there a flower behind the lamp?

Oh, excuse me!
It's so windy.

BAM!






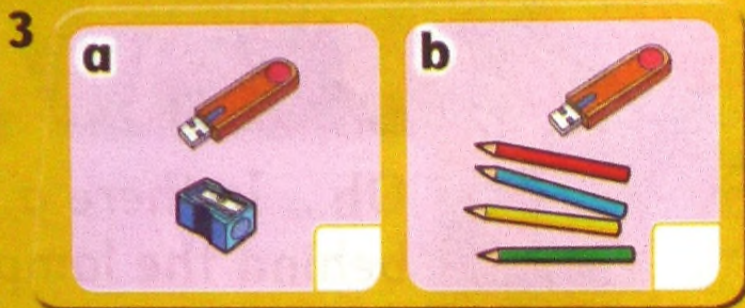

Practice

N Point and talk about the story.

- How's the weather?
- Is there a webcam on the table?
- Are there rulers on the table?
- What's this?
- Is he/she a teacher?

Test

A 58 Listen and check (✓).




Have fun!

Is there a notebook behind the bucket?

Yes, there is.



P Draw and guess.




						
Me						
Classmate						

How to play:

- 1 Draw the items from the chart in the picture.
- 2 Play in pairs. Take turns to guess where the items are in each other's book.
- 3 Check (✓) the items that are guessed correctly.

4 That ball is cool!


Story  story and songs CD 8

A  A 59 Listen.

1



Welcome.



These cars are shiny.



2



Wow! That ball is cool!

3



4



B



Learn 1

B



A 60 Listen and say.

1



cute

2




ugly

3



expensive

4



cheap

5



new

6



used

C



A 61 Listen and say.

Grammar

A 62

This/That (doll) is cute.

These/Those (dolls) are ugly.

Is this/that (robot) expensive?

Yes, it is.

No, it is not. It is cheap.

Are these/those (shoes) new?

Yes, they are.

No, they are not. They are used.

D A 63-64 **Listen and write. Then sing.**



This, that, _____, those.

Turn around and touch your toes.

That robot is _____. It can walk around!



This, _____, these, those.

Turn around and touch your toes.

Those dolls are _____. They can walk around!



This, that, these, _____.

Turn around and touch your toes.

This movie is _____. Let's watch it!



_____, that, these, those.

Turn around and touch your toes.

These cars are _____. Let's buy them!

E A 65 **Listen and circle.**

1 That / This

3 This / These

2 Those / These

4 That / These

F  **A 66** Listen and write. Then match.

1 This robot is _____.



2 These cars are _____.



3 Those dolls are _____.

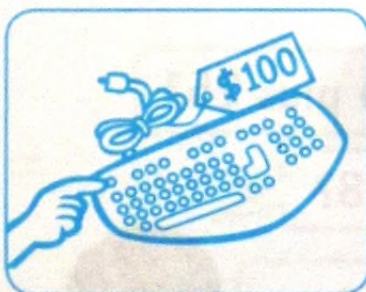


4 That video game is _____.



G Look and write.

1 Is this keyboard cheap?



No, _____.


It's _____.

2 Are these speakers used?



Yes, _____.

3 Are those dolls cute?



No, _____.


They're _____.

Learn 2

H A 67 Listen and say.


- | | | |
|------------------------|------------------------|------------------------|
| 20 twenty | 26 twenty-six | 50 fifty |
| 21 twenty-one | 27 twenty-seven | 60 sixty |
| 22 twenty-two | 28 twenty-eight | 70 seventy |
| 23 twenty-three | 29 twenty-nine | 80 eighty |
| 24 twenty-four | 30 thirty | 90 ninety |
| 25 twenty-five | 40 forty | 100 one hundred |

I A 68 Listen and say.



Grammar A 69

What is 20	+	10?	20	+	10	=	30.
	(plus)			(plus)			
	-			-		(equals)	10.
	(minus)			(minus)			

J  **A 70** Listen and write.

- 1 There are _____ students in this class.
- 2 There are _____ colored pencils in the box.
- 3 His room number is _____.
- 4 My dad is _____ years old.
- 5 My brother has _____ CDs.

K  **A 71** Listen and write. Then answer.

- | | | | | | | | | | | | |
|---|----|----------------------|----|---|-------|---|-------|----------------------|-------|-------|-------|
| 1 | 24 | + | 14 | = | _____ | 5 | 42 | <input type="text"/> | = | _____ | |
| 2 | 80 | <input type="text"/> | 7 | = | _____ | 6 | _____ | <input type="text"/> | 52 | = | _____ |
| 3 | 20 | <input type="text"/> | 46 | = | _____ | 7 | _____ | <input type="text"/> | _____ | = | _____ |
| 4 | 38 | <input type="text"/> | 29 | = | _____ | 8 | _____ | <input type="text"/> | _____ | = | _____ |



Learn 3

L A 72 Listen and say.

1



\$1
(one dollar)

2



\$10
(ten dollars)

3



\$100
(one hundred dollars)

M A 73 Listen and say.




Grammar A 74

How much	is it?
	are they?
It is	
They are	\$1.

N **A 75** Listen and match. Then write.

1 How much _____?

It's \$5



2 How much _____?

They're _____



3 How much _____?



4 How much _____?



5 How _____?



6 How _____?



 **A 76 Listen. Then act out.**



Is that doll expensive?

How much is it?

No, it isn't.

It's \$25.

1



How much are they?

27, 28, 29, 30!
Cool! 30 cars!

2



What ball?

4



5



They're \$85.

3



That ball. How much is it?

Oh!

Come here! Shh!

4



We'll take the train, too.

OK. 85 plus 15 equals 100.

Here's \$100.

Thank you.

Practice

P Point and talk about the story.

Is this/that doll **expensive**?
Are these/those cars **new**?
How much is it?
How much are they?
Is there a **ball** on the table?

Test


Q A 77 Listen and check (✓).

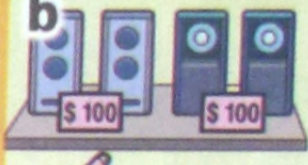
1

a 


b 


2

a 

b 

3

a 

b 

4

a **65**

b **83**

5

a **30**

b **32**

6

a **27**


b **97**


7

a  \$33


b  \$55


8

a  \$87

b  \$100

9

a  \$52

b  \$25

10

a  \$56

b  \$76

Have fun!

This robot is cool.

How much is it?



R Play the shopping game.


3 plus 6 equals 9. It's \$9.

50 minus 9 equals 41. Now you have \$41.


I have **\$50**

You have **\$50**




1  \$ 9

cool 50 - 9 = 41


2  \$

shiny - =


3  \$

used - =


Now I have \$

1  \$

ugly 50 - =

2  \$

cute - =

3  \$

new - =

Now you have \$


How to play:

- 1 Play in pairs. Each player has \$50 to spend.
- 2 Roll two dice for the price of each item.
- 3 The winner is the one with more money left at the end.

Review

Units 3 and 4

A **A 78** Listen, find and stick.



1

2

4

3



Practice

B Point and talk about the picture.

There's a mouse on the table.

Is there a monitor on the table?

How's the weather?

This/That robot is cheap.

Is this/that doll expensive?

How much is it? How much are they?

It's/They're \$100.

C  A 79 Listen. Then act out.


Good morning!
Welcome!

Hello. Oh, good! There are webcams.
Are these webcams new?



No, they aren't. They're used.
Look! This webcam is cute!

Oh, it's so cute!
How much is it?



It's \$25.

Wow! It's cheap! OK!



5 Who makes the toys?

Story

Story and Songs CD
10

A B 2 Listen.

What a good day!

Hmm, I wonder ...
Who makes the toys?

Let's find out.


2

1

Two hours later ...



What are you doing?



Shh ... I'm listening.

3

Zzz Zzz!





See anyone?

No. Not yet.









They're sleeping.

He's snoring!

Learn 1

B B3 Listen and say.

- 1  reading
- 2  writing
- 3  painting
- 4  thinking
- 5  eating
- 6  sleeping

C B4 Listen and say.

Grammar B5

What	are	you/they	doing?
	is	he/she	
I	am		
They	are	reading.	
He/She	is		

Chant Story and Songs CD 26-27

D **B 6-7** Listen and write. Then chant.

Z
z



What's she doing? What's she doing?

She's _____

What's he doing? What's he doing?

He's _____



What are they doing? What are they doing?

They're _____

What are they doing? What are they doing?

They're _____

What are you doing? What are you doing?

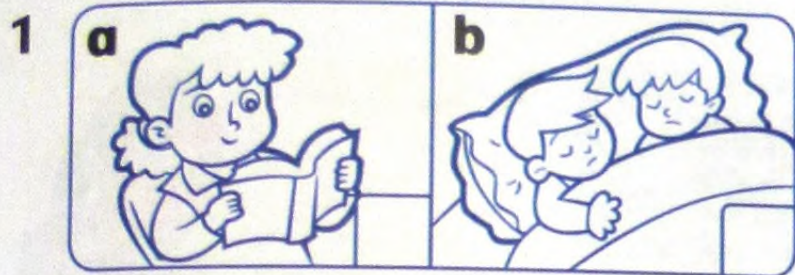
Shh! Be quiet! I'm _____



E **B 8** Listen and number.



F  **B9** Listen and check (✓). Then write.




What are they doing?

They're _____.



What are you doing?

I'm _____.



What's he doing?

.....
.....
.....



What's she doing?

.....
.....
.....



What are they doing?

.....
.....
.....



What's he doing?

.....
.....
.....



What are they doing?

.....
.....
.....



What's she doing?

.....
.....
.....

Learn 2


G B 10 Listen and say.



watching TV



surfing the Web



listening to music



playing a video game



playing
a board game



studying for an exam

H B 11 Listen and say.

Are you studying for an exam?

Yes, I am.




Grammar B 12

Are	you	watching TV?
Is	he/she	

Yes,	I am.	No,	I am not.
	he/she is.		he/she is not.

I am not. = I'm not.





I  **B 13** Listen and write.



Are you watching TV?

No, I'm not. I'm _____

J  **B 14** Listen and number. Then write.

a  **b**  **c**  **d**  1

- 1 Is she watching TV _____? Yes, she is.
- 2 Is he _____? Yes, he is.
- 3 Is she surfing the Web? _____
- 4 Is he listening to music? _____



Learn 3

K



B 15

Listen and say.

1



bedroom

2



living room

3



dining room

4



kitchen

5



bathroom

6



balcony


L



B 16

Listen and say.

This is the dining room,



Grammar

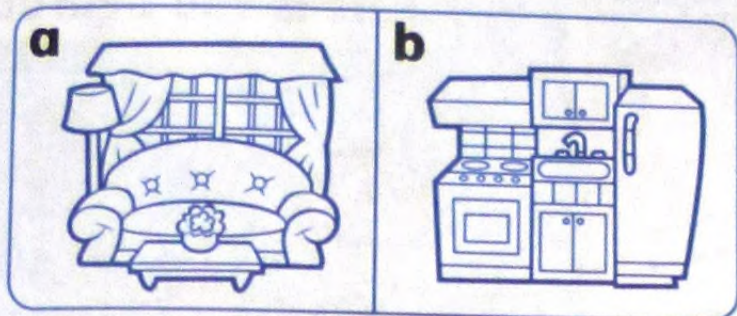


B 17

This is the bedroom,

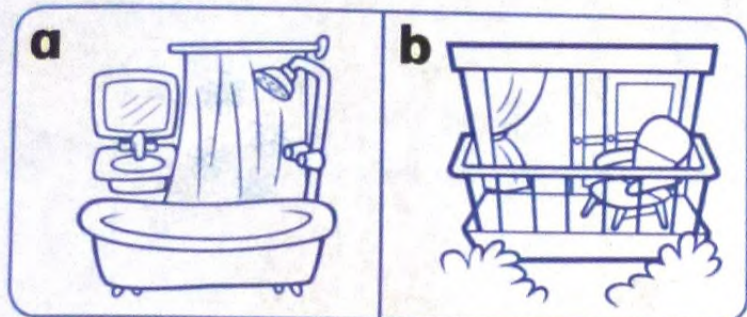
M  **B 18** Listen and circle. Then write.

1




This is the _____

2



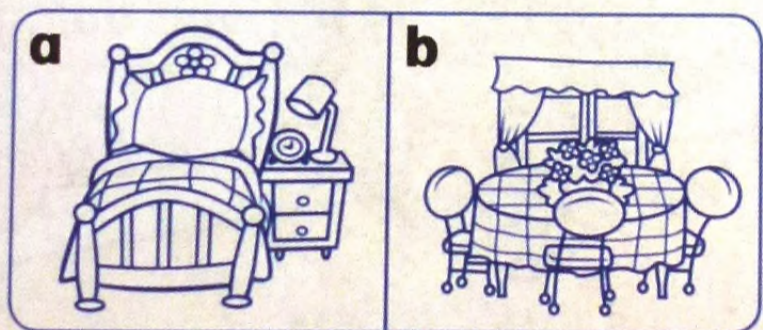
This is the _____

3




This _____

4



This _____

5



6



N **B 19** Listen. Then act out.



What's that?
Is it singing?

I don't know.
Let's find out.

1

2



This is the bedroom.



What are you doing?

Squawk!

This is the kitchen.


5

I'm running!



No one's here.

3



This is the living room.

No one's here.



6

Ah! I'm running, too!





Practice

- Point and talk about the story.

This is the kitchen.
Is he/she sleeping?
What's he/she doing?

Test

P **B 20** Listen and check (✓).



9

Yes, he is.

No, he isn't.

10

Yes, I am.

No, I'm not.

Have fun!

Q Act, ask and answer.



Are you playing a video game?

Yes, I am!


R Draw your dream home. Then point and say.



This is the kitchen.

6 A nice idea

Story  12

A  B 21 Listen.

Squawk!

What's that?

I don't know.

1



Look at the store.
It's clean again.

2


3

What are
you doing?

I'm looking for
something.

4





Learn 1

B B 22 Listen and say.

- 1  a baseball
- 2  a basketball
- 3  a jump rope
- 4  a skateboard
- 5  a racket
- 6  in-line skates

C B 23 Listen and say.


Grammar B 24

What do	you	have?
	they	
I	have a baseball.	
They		
What does	he/she	have?
He/She	has a baseball.	

D B 25-26 Listen and circle. Then sing.

What do you have?


I have a



And I have a jump rope, too.
Wow! That's cool.

What does she have?

She has a




And she has in-line skates, too.
Wow! That's cool.



What does he have?

He has a baseball.

And he has a



, too.

Wow! That's cool.

What do they have?

They have



And ... That's all they have.



E B 27 Listen and write (T = True, F = False).

1



2



3



4



F  **B 28** Listen and number. Then write.

a



He has _____.

b



She has _____.

c




d



G Draw or stick a photo. Then write.

yo-yo baseball basketball doll jump rope
video game racket in-line skates car robot skateboard



What do you have?

I have _____.



Learn 2


H B 29 Listen and say.

1



a puzzle

2



a board game

3



a dollhouse

4



marbles

5



trading cards

6



building blocks

I B 30 Listen and say.

Do you have a board game?


Yes, I do.

Grammar B 31

Do	you	have a puzzle?
Does	he/she	have a puzzle?
Yes,	I	do.
No,	I	do not.
Yes,	he/she	does.
No,	he/she	does not.

do not = don't
does not = doesn't

J Look and write.



Do you have trading cards _____ ?
Yes, I do. _____



Do you have _____ ?



Does she have _____ ?



Does he have _____ ?

Learn 3

K **B 32** Listen and say.



dress



skirt




jacket



shirt



pants



shorts




shoes



slippers

L **B 33** Listen and say.

I'm wearing a skirt.
What are you wearing?




I'm wearing pants.

Grammar **B 34**

What	are	you		We			dresses/jackets.
		they	wearing?	They	are		pants.
				I	am	wearing	a dress/a jacket.
	is	he/she		He/She	is		pants.

We are = We're

M  **B 35** Listen and match. Then write.

1 _____ wearing?
I'm wearing _____.



2 _____ wearing?
We're wearing _____.



3 _____ wearing?
She's _____.



4 _____ wearing?
He's _____.



5 _____ wearing?
They're _____.



6 _____ wearing?
She's _____.



N **B 36** Listen. Then act out.

I'm wearing shoes!
What are you wearing?

Phew! We're safe!

Wow! Look at the clothes!

2

1

Look!

What does she have?

I don't know! Does she have a snake?

4

5

Yes, she does!



I'm wearing a dress!

Ah!

Let's get out of here!

Practice

Point and talk about the story.

- What's he/she wearing?
- What does he/she have?
- Does he/she have shoes?
- What are they doing?

Test

P **B 37** Listen and check (✓).


1



2



3



4



5



6



7 No, she doesn't. She has in-line skates.
 No, she doesn't. She has trading cards.

8 No, they don't. They have trading cards.
 No, they don't. They have marbles.

9



10



Q Guess the correct picture.

What does he have?

He has a robot.

Does he have a baseball?

Yes, he does.

What's he wearing?

He's wearing shoes.

Is it 1C?

Yes, that's correct.

	A	B	C
1			
2			
3			

Review

Units 5 and 6

A **B 38** Listen, find and stick.



2

1



4



FOR SALE



3

5

Practice

B Point and talk about the picture.

What's he/she doing?
Is he/she writing?
This is the balcony.
What does he/she have?
Does he/she have a dollhouse?
What's he/she wearing?

C B 39 Listen. Then act out.

What do you have?

I have a CD.

Oh. What are you doing?
Are you surfing the Web?


Um, no. I'm doing my homework.

Really? Homework?
Can I help you?

No, thank you. It's my homework.

7 Say "Cheese!"

 **Story**  Story and Songs CD
14

A  **B 40** Listen.

Who are they?

I don't know!

1


3

4


Whose shoes are those?

They're your shoes.

2



Hey! That's my dress.



Say "Cheese!"

Learn 1

B B 41 Listen and say.

1



my

2



your

3



his

4



her

5



their

6



our

C B 42 Listen and say.

Grammar B 43

Whose	(pencil case)	is this/that?
	(markers)	are these/those?
It is	my	(pencil case).
They are		(markers).

D B 44-45 Listen and write. Then chant.

My book. His book.
Her book. Your book.
Whose book is this?

It's _____ book.

My school bag. His school bag.
Her school bag. Your school bag.
Whose school bag is that?

It's _____ school bag.

My shoes. His shoes.
Her shoes. Your shoes.
Whose shoes are those?

They're _____ shoes.

My markers. His markers.
Her markers. Your markers.
Whose markers are these?

They're _____ markers.



E B 46 Listen and circle.

- 1 my / your / his / her / our
- 2 my / your / his / her / our
- 3 my / your / his / her / our
- 4 my / your / his / her / our

F **B 47** Listen and number. Then write.

a



Whose shoes are those?

They're her shoes.

b



Whose video game is that?

c



Whose basketball is that?

d



Whose in-line skates are those?

e



Whose marbles are those?

f



Whose jackets are those?



Learn 2

G



B 48

Listen and say.



H



B 49

Listen and say.



Grammar

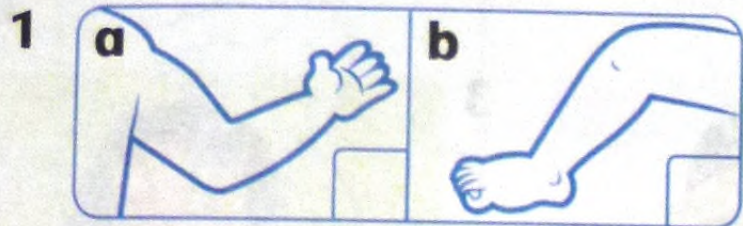


B 50

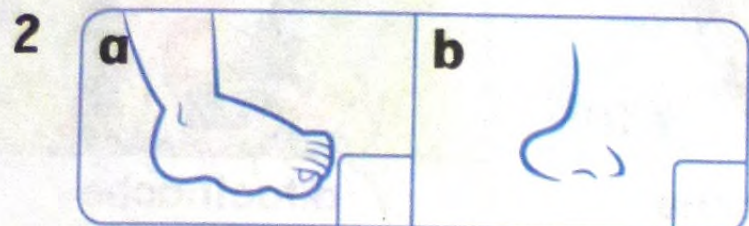
My
His/Her

head hurts.

I **B 51** Listen and check (✓). Then write.



My _____.




My _____.



Her _____.



My _____.



Her _____.



His _____.



His _____.



My _____.



Learn 3

J **B 52** Listen and say.

1



a cold

2



a headache

3



a toothache

4



a stomachache

5



a sore throat

6



a nosebleed

K **B 53** Listen and say.


What's wrong?

I have a toothache.

Grammar **B 54**

What is wrong?

I	have	a cold.
He/She	has	

L  **B 55** Listen and number. Then write.













@TLLBOOKIR



@TLLBOOK



@TLLBOOK.IR



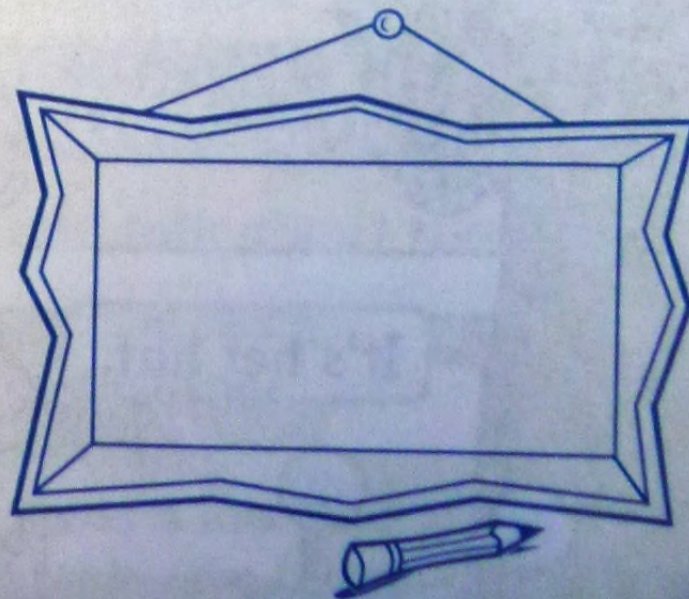
@TLLBOOK



M Write. Then draw.

What's wrong?

I have _____.



click

2

N B 56 Listen. Then act out.

Oh, no!
I can't see!

click

Flash

Ahh!

Watch out!

1



Whose hat is this?

4

5

It's her hat.






3

Ouch! My nose hurts.



Oh, my head hurts!



Oh, not again! Now I have a headache!



Practice


- Point and talk about the story.
 - What's he/she doing?
 - Is he/she sleeping?
 - What's wrong?
 - Whose dress is this/that?
 - What does he/she have?

P  **B 57** Listen and check (✓).

1



2



3



4



5



6



7



8



9






10



Have fun!

Q Play the game.

-  Whose ... ?
-  What's wrong?
-  ... hurts.

Start



Finish



Whose shirt is this?



It's my shirt.

8 Watch out!

Story  16

A  B 58 Listen.

Thank you for helping us.

Watch out!

No problem.

You're welcome.

1


Don't touch that!

3

4

Help!

Stop!



Learn 1

B **B 59** Listen and say.



Help!



Stop!



Watch out!



Don't push!



Don't touch that!



Don't cut in line!


C B 60-61 Listen and circle. Then chant.

Hey! (Help! / Watch out!)
 Stop! Stop! Stop!
 Stop! Stop! Stop!

Hey! (Don't touch that! / Stop!)
 Stop! Stop! Stop!
 Stop! Stop! Stop!

Hey! (Watch out! / Don't cut in line!)
 Help! Help! Help!
 Help! Help! Help!

Hey! (Don't cut in line! / Don't push!)
 Help! Help! Help!
 Help! Help! Help!



D B 62 Listen and number.



E  **B 63** Listen and number. Then write.

a



b



c



d



e



f




Learn 2

F B 64 Listen and say.



English class



math class



music class



art class



geography class



computer class



science class




PE class

G B 65 Listen and say.

Where are you going?

Computer room

I'm going to computer class.



Grammar B 66

Where are	you	going?
	they	
I	am	
We	are	going to English class.
They		

H **B 67** Listen and match. Then write.

1 I'm going to _____

2 They're going to _____

3 We're going to _____

4 I'm going to _____

5 I'm _____

6 We're _____


7 They're _____

8 They're _____

a



b



c



d



e



f



g



h



Learn 3

I **B 68** Listen and say.



1 dance class



2 band practice



3 choir practice



4 scout meeting



5 science fair



6 volleyball game

J **B 69** Listen and say.


Are you going to choir practice?

No, I'm going to a science fair.

Grammar **B 70**


Are	you they	going to dance class?
Yes,	I we they	am. are.
No,	I we they	am are
	going to	band practice, a/the scout meeting.

K **B 71** Listen and circle. Then write.



Are you going to dance class?

No, I'm _____
_____.



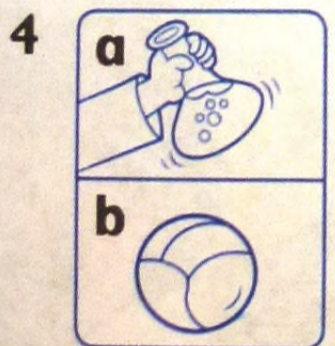
Are you going to _____?

Yes, _____.




Are they going to the science fair?

No, _____
_____.



_____ the volleyball game?

_____, we're _____
_____.



Are you _____?


Yes, _____.



Are they _____?

Yes, _____.

L **B 72** Listen. Then act out.



Wow! A spaceship!



2

Where are you going?

1

You're welcome.



4

Now it's time to go.

5

Are you going to the moon?



No, we're going home!



I'm going to the spaceship.



Oh! Look at the new toys!

Wow! Thank you for making the toys.



Oh, no! Not another hole!



Practice

M Point and talk about the story.




How many toys are there?

What's this?

Where are they going?

Are they going to dance class?

N  **B 73** Listen and check (✓).



9 Yes, we are.

Yes, I am.

10 No, they're going to dance class.

No, they're going to a scout meeting.

Have fun!

Look at Picture 6.
Are they in science class?

Yes, they are



o Talk about the pictures.

<p>2</p> <p>you</p>	<p>3</p> <p>they</p>	
<p>4</p> <p>you</p>	<p>5</p> <p>they</p>	<p>6</p> <p>they</p>
<p>7</p> <p>they</p>	<p>8</p> <p>you</p>	<p>9</p> <p>they</p>
<p>10</p> <p>they</p>	<p>11</p> <p>you</p>	<p>12</p> <p>you</p>


How to play:

- 1 Play in pairs. Take turns rolling two dice and adding the two numbers thrown.
- 2 Player 1 asks a question about the corresponding picture and writes ✓ in the box. Player 2 answers the question and writes X in the box.
- 3 If the picture is already marked with ✓ or X, the player misses a turn. Play until all pictures have been marked.
- 4 The winner is the one with the most ✓.

Review

Units 7 and 8

A  **B 74** Listen, find and stick.



2



3



1





Practice

B Point and talk about the picture.

Whose **jacket** is this/that?
Whose **shoes** are these/those?
What's wrong?
Where's he/she going?
Is he/she going to **dance class**?
Are they going to **PE class**?

C B 75 Listen. Then act out.



Word list

A

above	p. 22
arm	p. 88
art class	p. 100

B

baker	p. 7
balcony	p. 64
band practice	p. 102
baseball	p. 71
basketball	p. 71
bathroom	p. 64
bedroom	p. 64
between ___ and ___	p. 22
board game	p. 74
brave	p. 12
broom	p. 19
bucket	p. 19
building blocks	p. 74

C

carpenter	p. 10
cheap	p. 45
choir practice	p. 102
cloudy	p. 38
cold	p. 90
colored pencil	p. 36
computer class	p. 100
cowardly	p. 12
cute	p. 45

D

dance class	p. 102
dentist	p. 10
dining room	p. 64
doctor	p. 7
dollhouse	p. 74
Don't cut in line!	p. 97
Don't push!	p. 97
Don't touch that!	P. 97
dress	p. 76
dustpan	p. 19

E

ear	p. 88
eating	p. 59
eighty (80)	p. 48
empty the trash	p. 24
English class	p. 100
expensive	p. 45
eye	p. 88

F

farmer	p. 7
fifty (50)	P. 48
firefighter	p. 10
flash drive	p. 33
foggy	p. 38
foot	p. 88
forty (40)	p. 48

G

generous	p. 12
geography class	p. 100
greedy	p. 12

H

hand	p. 88
hard-working	p. 12
head	p. 88
headache	p. 90
Help!	p. 97
her	p. 85
his	p. 85

I

in front of	p. 22
in-line skates	p. 71

J

jacket	p. 76
jump rope	p. 71

K

keyboard	p. 33
kind	p. 12
kitchen	p. 64

L

lazy	p. 12
leg	p. 88
listening to music	p. 62
living room	p. 64

M

mail carrier	p. 7
marbles	p. 74
marker	p. 36
math class	p. 100
mean	p. 12
monitor	p. 33
mop	p. 19
mop the floor	p. 24
mouse	p. 33
mouth	p. 88
music class	p. 100
my	p. 85

N

new	p. 45
next to	p. 22
ninety (90)	p. 48
nose	p. 88
nosebleed	p. 90
notebook	p. 36
nurse	p. 10

O

one dollar (\$1)	p. 50
one hundred (100)	p. 48
one hundred dollars (\$100)	p. 50
our	p. 85

P

painting	p. 59
pants	p. 76
PE class	p. 100
pencil case	p. 36
pencil sharpener	p. 36
pick up the trash	p. 24
pilot	p. 10
playing a board game	p. 62
playing a video game	p. 62
police officer	p. 7
puzzle	p. 74

Q

R

racket	p. 71
rainy	p. 38
reading	p. 59
ruler	p. 36

S

science class	p. 100
science fair	p. 102
scout meeting	p. 102
seventy (70)	p. 48
shirt	p. 76
shoes	p. 76
shorts	p. 76
sixty (60)	p. 48
skateboard	p. 71
skirt	p. 76
sleeping	p. 59
slippers	p. 76
snowy	p. 38
sore throat	p. 90
speakers	p. 33
sponge	p. 19
stomachache	p. 90
Stop!	p. 97
studying for	
an exam	p. 62
sunny	p. 38
surfing the Web	p. 62
sweep the floor	p. 24

T

teacher	p. 10
ten dollars (\$10)	p. 50
their	p. 85
thinking	p. 59
thirty (30)	p. 48
toothache	p. 90
toy maker	p. 7
trading cards	p. 74
trash can	p. 19
twenty (20)	p. 48
twenty-eight (28)	p. 48
twenty-five (25)	p. 48
twenty-four (24)	p. 48
twenty-nine (29)	p. 48
twenty-one (21)	p. 48
twenty-seven (27)	p. 48
twenty-six (26)	p. 48
twenty-three (23)	p. 48
twenty-two (22)	p. 48

U

ugly	p. 45
used	p. 45

V

volleyball game	p. 102
-----------------	--------

W

wash the dishes	p. 24
Watch out!	p. 97
watching TV	p. 62
water the plants	p. 24
webcam	p. 33
windy	p. 38
writing	p. 59

X

Y

your	p. 85
------	-------

Z

Review Units 1 and 2



Review Units 3 and 4



Review Units 5 and 6



Review Units 7 and 8



Hip Hip Hooray!

Second Edition

Success with stories

Second Edition is a six-level primary course that features updated classic stories to motivate students for success in English.

UPDATED

Classic stories

make grammar easy to teach and fun to learn

UPDATED

Four-skills step-by-step sequence

ensures the course easy to use for both teachers and students

NEW

Comprehensive assessment program

helps track student progress and improve results

NEW

Full digital support

extends practice in and out of class and strengthens home – school connection

Components

- Student Book with Audio CD
- Workbook with Audio CD
- Phonics Book with Audio CD
- Online Learning Center at www.HipHipHoorayOnline.com
- Active Teach for IWB
- Teacher's Edition
- Class Audio CDs
- Activity Cards
- Picture Cards
- Poster Pack



PEARSON
Longman

pearsonlongman.com



Perfect partner with the
Penguin Young Reader
Town Mouse and Country Mouse

ISBN 978-988-00-2932-5



9 789880 029325