

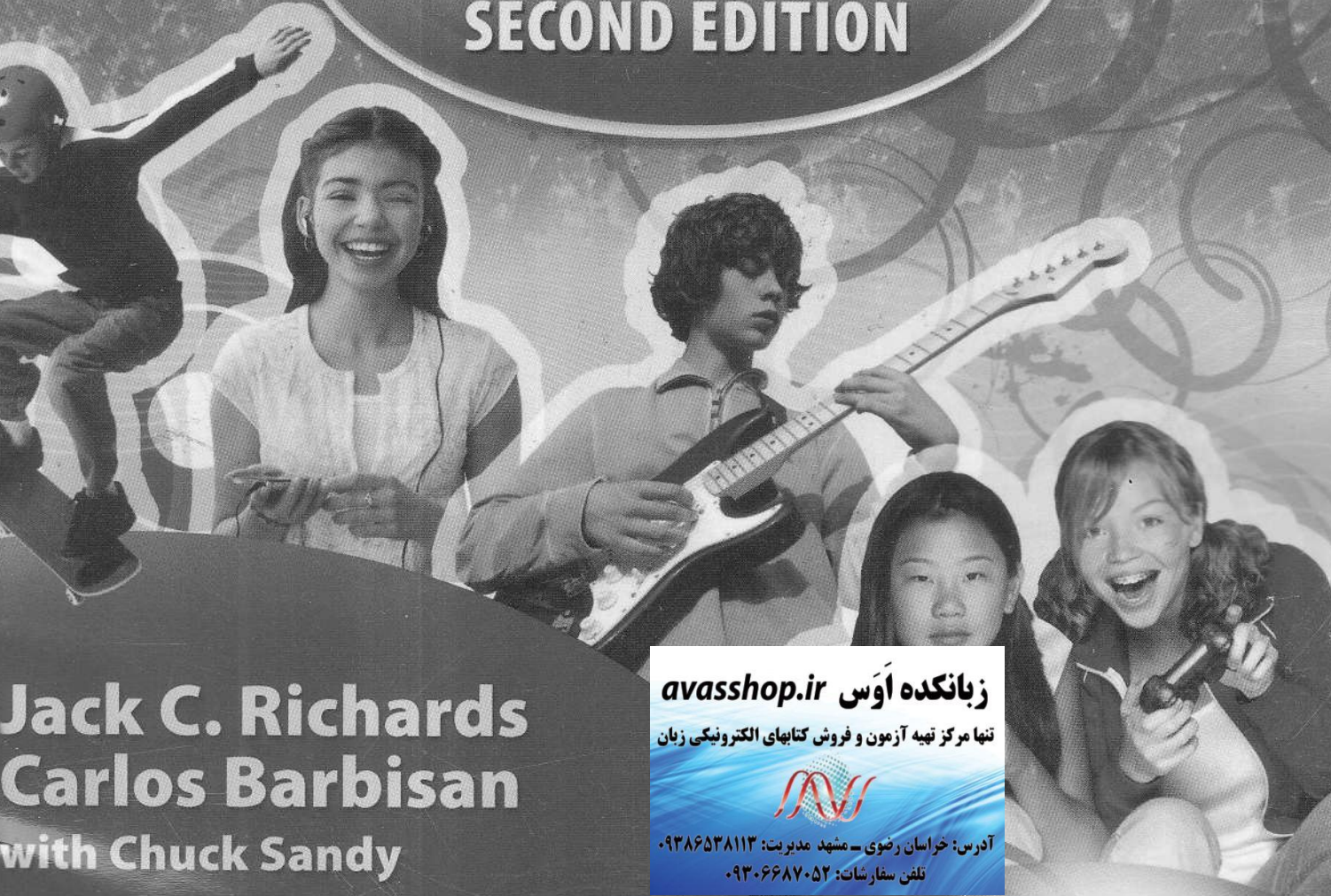
CAMBRIDGE

WITH SELF-STUDY AUDIO



Connect

SECOND EDITION



Jack C. Richards
Carlos Barbisan
with Chuck Sandy

زبانکده اوس avasshop.ir
تنها مرکز تهیه آزمون و فروش کتابهای الکترونیکی زبان



آدرس: خراسان رضوی - مشهد مدیریت: ۰۹۳۸۶۵۳۸۱۱۳
تلفن سفارشات: ۰۹۳۰۶۶۸۷۰۵۲

Student's Book

1

CAMBRIDGE UNIVERSITY PRESS
Cambridge, New York, Melbourne, Madrid, Cape Town, Singapore, São Paulo, Delhi

Cambridge University Press
32 Avenue of the Americas, New York, NY 10013-2473, USA

www.cambridge.org
Information on this title: www.cambridge.org/9780521736947

© Cambridge University Press 2009

This publication is in copyright. Subject to statutory exception and to the provisions of relevant collective licensing agreements, no reproduction of any part may take place without the written permission of Cambridge University Press.

First published 2004
Second Edition 2009

Printed in Hong Kong, China, by Golden Cup Printing Company Limited

A catalog record for this publication is available from the British Library

Library of Congress Cataloging-in-Publication Data
Richards, Jack C.

Connect / Jack C. Richards, Carlos Barbisan, with Chuck Sandy. – 2nd ed.
p. cm.

Summary: "Connect is a four-level, four-skills American English course for young adolescents. Connect encourages students to connect to English through contemporary, high-interest topics and contexts, fun dialogs, and games. Each student's book includes grammar and vocabulary presentations and a multi-skills, graded syllabus" – Provided by publisher.

ISBN 978-0-521-73694-7 (Student's bk. 1)

I. English language – Textbooks for foreign speakers. I. Barbisan, Carlos.

II. Sandy, Chuck. III. Title.

PE1128.R4553 2009

428.2'4–dc22

2008037556

www.avasshop.ir

ISBN 978-0-521-73694-7 student's book 1 (English)
ISBN 978-0-521-73695-4 student's book 1 (Portuguese)
ISBN 978-0-521-73698-5 workbook 1 (English)
ISBN 978-0-521-73699-2 workbook 1 (Portuguese)
ISBN 978-0-521-73702-9 teacher's edition 1 (English)
ISBN 978-0-521-73700-5 teacher's edition 1 (Portuguese)
ISBN 978-0-521-73697-8 class audio CDs

Cambridge University Press has no responsibility for the persistence or accuracy of URLs for external or third-party Internet Web sites referred to in this publication, and does not guarantee that any content on such Web sites is, or will remain, accurate or appropriate. Information regarding prices, travel timetables, and other factual information given in this work are correct at the time of first printing but Cambridge University Press does not guarantee the accuracy of such information thereafter.

Art direction, book design, photo research, and layout services: Adventure House, NYC
Audio production: Full House, NYC

Table of Contents

Syllabus iv

Unit 1 Back to School

Lesson 1 Classmates 2
Lesson 2 Hello 4
Mini-review 6
Lesson 3 After school 8
Lesson 4 Names 10
Get Connected 12
Review 14

Unit 2 Favorite People

Lesson 5 Teachers and friends 16
Lesson 6 Favorite stars 18
Mini-review 20
Lesson 7 Birthdays 22
Lesson 8 E-pals 24
Get Connected 26
Review 28

Unit 3 Everyday Things

Lesson 9 What a mess! 30
Lesson 10 Cool things 32
Mini-review 34
Lesson 11 Favorite things 36
Lesson 12 Where is it? 38
Get Connected 40
Review 42

Unit 4 Around Town

Lesson 13 At the movies 44
Lesson 14 Downtown 46
Mini-review 48
Lesson 15 At the mall 50
Lesson 16 Any suggestions? 52
Get Connected 54
Review 56

Unit 5 Family and Home

Lesson 17 My family 58
Lesson 18 Family reunion 60
Mini-review 62
Lesson 19 My new city 64
Lesson 20 At home 66
Get Connected 68
Review 70

Unit 6 At School

Lesson 21 The media center 72
Lesson 22 Around school 74
Mini-review 76
Lesson 23 School subjects 78
Lesson 24 Spring Day 80
Get Connected 82
Review 84

Unit 7 Around the World

Lesson 25 People and countries 86
Lesson 26 Nationalities 88
Mini-review 90
Lesson 27 Holidays 92
Lesson 28 Important days 94
Get Connected 96
Review 98

Unit 8 Teen Time

Lesson 29 Favorite places 100
Lesson 30 Talent show 102
Mini-review 104
Lesson 31 School fashion 106
Lesson 32 Teen tastes 108
Get Connected 110
Review 112

Games 114

Get Connected Vocabulary

Practice 122

Theme Projects 126

Word List 134

Unit 1
Back to
School

Lesson	Function	Grammar	Vocabulary
Lesson 1 Classmates	Introducing yourself	<i>What's your name?</i>	
Lesson 2 Hello.	Greeting someone	<i>How are you?</i>	
Lesson 3 After school	Introducing others	<i>this is (name)</i>	Ways to say good-bye
Lesson 4 Names	Spelling names	Names	Common American names
Get Connected	Reading • Listening • Writing		
Theme Project	Make a personal information poster.		

Unit 2
Favorite
People

Lesson	Function	Grammar	Vocabulary
Lesson 5 Teachers and friends	Talking about teachers and friends	<i>his / her</i> <i>Who's this?</i>	Teachers and classmates
Lesson 6 Favorite stars	Talking about favorite stars	<i>He's / She's ...</i>	Stars and their jobs
Lesson 7 Birthdays	Talking about age	<i>How old ... ?</i> <i>He's not / She's not</i>	Numbers 0–20
Lesson 8 E-pals	Talking about where someone is from	<i>Where ... from?</i> <i>You're / I'm not</i>	Countries
Get Connected	Reading • Listening • Writing		
Theme Project	Make a poster about two people who work at your school.		

Unit 3
Everyday
Things

Lesson	Function	Grammar	Vocabulary
Lesson 9 What a mess!	Describing who owns specific things	<i>This is / That's + possessive</i>	Things students own
Lesson 10 Cool things	Talking about interesting things	<i>What's this / that?</i>	Interesting objects
Lesson 11 Favorite things	Talking about favorite things	<i>What are these / those?</i>	Things students collect
Lesson 12 Where is it?	Talking about where things are located	<i>Where's / Where are ... ?</i> <i>It's not / They're not ...</i>	Objects in a bedroom
Get Connected	Reading • Listening • Writing		
Theme Project	Make an advertisement for an electronics store.		

Unit 4
Around
Town

Lesson	Function	Grammar	Vocabulary
Lesson 13 At the movies	Asking where someone is	<i>Are you ... ?</i>	Places in town
Lesson 14 Downtown	Describing where something is	<i>Is it ... ?</i>	More places in town Locations
Lesson 15 At the mall	Talking about where people are	<i>Is she / Are they ... ?</i>	Places in the mall
Lesson 16 Any suggestions?	Making suggestions	Suggestions for others Suggestions for you + others	At the beach
Get Connected	Reading • Listening • Writing		
Theme Project	Make a guide for visitors to your city.		

Unit 5 Family and Home	Lesson	Function	Grammar	Vocabulary
	Lesson 17 My family	Talking about family members	<i>have / has</i>	Numbers 21–100 Family members
	Lesson 18 Family reunion	Describing what someone is like	<i>What's... like?</i>	Appearance and personality traits
	Lesson 19 My new city	Describing new neighborhoods and friends	<i>We're / They're; Our / Their</i>	Adjectives to describe places and people
	Lesson 20 At home	Describing a home	<i>It has...</i>	Areas of a house
	Get Connected	Reading • Listening • Writing		
	Theme Project	Make a group photo album.		


Unit 6 At School	Lesson	Function	Grammar	Vocabulary
	Lesson 21 The media center	Talking about what is in a room	<i>There's / There are... There's no / There are no...</i>	Things in a media center
	Lesson 22 Around school	Asking about school facilities	<i>Is there a / Are there any...?</i>	School facilities
	Lesson 23 School subjects	Describing a class schedule	<i>on / at</i>	School subjects Saying the time
	Lesson 24 Spring Day	Talking about time and when events begin	<i>What time...?</i>	Special events
	Get Connected	Reading • Listening • Writing		
	Theme Project	Make a poster of a dream school ("cool school").		


Unit 7 Around the World	Lesson	Function	Grammar	Vocabulary
	Lesson 25 People and countries	Talking about where people are from	<i>is / isn't; are / aren't in short answers</i>	Countries
	Lesson 26 Nationalities	Describing famous people	<i>isn't / aren't in statements</i>	Nationalities
	Lesson 27 Holidays	Talking about holidays	<i>When is...?</i>	Months of the year Holidays
	Lesson 28 Important days	Describing favorite months	<i>in / on</i>	Dates and ordinal numbers
	Get Connected	Reading • Listening • Writing		
	Theme Project	Make an informational booklet about different countries.		


Unit 8 Teen Time	Lesson	Function	Grammar	Vocabulary
	Lesson 29 Favorite places	Talking about favorite places	<i>What's it like?</i>	Adjectives to describe places
	Lesson 30 Talent show	Describing talents	<i>can / can't</i>	Talents
	Lesson 31 School fashion	Talking about school uniforms	<i>What color is / are...?</i>	Clothing Colors
	Lesson 32 Teen tastes	Talking about likes and dislikes	<i>love / like / don't like</i>	Music Food
	Get Connected	Reading • Listening • Writing		
	Theme Project	Make a pair of bookmarks of healthy foods and activities.		

Classmates

1 Saying hello

 **A** It is the first day of school at Kent International School.
Listen and practice.



 **B** Listen again. Write the names.

- | | |
|-----------------|----------|
| 1. <u>Paulo</u> | 4. _____ |
| 2. _____ | 5. _____ |
| 3. _____ | 6. _____ |

2 Language focus

What's your name?

What's your name?

My name is Paulo.

I'm Jenny.

What's = What is I'm = I am

A Jenny and Paulo meet. Listen and practice.

Jenny Hi. I'm Jenny.

What's your name?

Paulo My name is Paulo.

Jenny Nice to meet you, Paulo.

Paulo Nice to meet you, too.



B Complete the conversations. Listen and check.
Then practice.

- Jenny** What's your (you / your) name?
Sandra _____ (My / Your) name is Sandra.
- Yoshi** Hello. _____ (I'm / You) Yoshi.
Paulo Nice to meet _____ (you / your), Yoshi.
- Nicole** I'm Nicole. _____ (Is / What's) your name?
Tyler _____ (My / You) name is Tyler.
- Sandra** Hi. My _____ (nice / name) is Sandra.
Yoshi _____ (My / I'm) Yoshi. Nice to meet you.

3 Speaking

Introduce yourself to three classmates.

You Hello. I'm What's your name?

Classmate My name is

You Nice to meet you,

Classmate Nice to meet you, too.

1 Greetings

Samantha greets people. Listen and practice.

1

Good morning, Samantha.



Sorry I'm late, Mr. White.

2


Good afternoon, Mrs. Morgan.



Hello, Samantha.

3

Good evening, Miss Clark.



Hi, Samantha.

Titles

		Single	Married
Females	Miss	<input checked="" type="checkbox"/>	<input type="checkbox"/>
	Mrs.	<input type="checkbox"/>	<input checked="" type="checkbox"/>
	Ms.	<input checked="" type="checkbox"/>	<input checked="" type="checkbox"/>
Males	Mr.	<input checked="" type="checkbox"/>	<input checked="" type="checkbox"/>

2 Listening

Which greetings do you hear? Listen and check (✓) two greetings for each conversation.

	Good morning.	Good afternoon.	Good evening.	Hi.	Hello.
Conversation 1	<input type="checkbox"/>	<input checked="" type="checkbox"/>	<input type="checkbox"/>	<input type="checkbox"/>	<input checked="" type="checkbox"/>
Conversation 2	<input type="checkbox"/>	<input type="checkbox"/>	<input type="checkbox"/>	<input type="checkbox"/>	<input type="checkbox"/>
Conversation 3	<input type="checkbox"/>	<input type="checkbox"/>	<input type="checkbox"/>	<input type="checkbox"/>	<input type="checkbox"/>
Conversation 4	<input type="checkbox"/>	<input type="checkbox"/>	<input type="checkbox"/>	<input type="checkbox"/>	<input type="checkbox"/>

3 Language focus

A Ms. Davis and Sandra greet each other. Listen and practice.

Ms. Davis Good morning, Sandra.
How are you today?

Sandra Fine, thank you.
How about you?

Ms. Davis Great, thanks. Are you ready for the new school year?

Sandra Yes, I am.



B Study the language chart.

How are you?

How are you?

Great.	Fine. Good. OK. Not bad.	Not too good.

C Complete the conversations with the words in the boxes. Listen and check. Then practice.

are not too you

1. **Tyler** Good morning. How are you?
Sandra _____ bad, thanks.
How about _____?
Tyler Not _____ good.

afternoon good how you

2. **Ms. Davis** Good _____, Paulo.
How are you today?
Paulo OK. _____ about you?
Ms. Davis _____, thank _____.



4 Speaking

Greet three classmates.

Good..... How are you?

..... How about you?

1 Language check


A Complete the chart with words in the box. Use two words twice.

Miss Mrs. Mr. Ms.

	Single	Married
Females	Miss	_____
	_____	_____
Males	_____	_____

B Number the sentences in the correct order.

- ___ Nice to meet you, Tina.
 ___ Hi. I'm Marco. What's your name?
 ___ My name is Tina.
 ___ Nice to meet you, too.
- ___ Fine, thanks.
 ___ Yes, I am.
 ___ Good morning, Ms. Moss. How are you?
 ___ OK, thank you. How about you?
 ___ Are you ready for the new school year?
- ___ Not bad.
 ___ OK, thanks. How are you?
 ___ Yes, I am.
 ___ Are you ready for class today?
 ___ Good afternoon, Mr. James. Sorry I'm late. How are you?
- ___ Nice to meet you, Josh.
 ___ Are you ready for the new school year?
 ___ Hello. My name is Jim.
 ___ Yes, I am.
 ___ Hi, Jim. I'm Josh.
 ___ Nice to meet you, too.



C Complete the conversations with the sentences in the box. Then practice.

- Hi, Wendy. Nice to meet you, Ethan. What's your name?
 How are you? Not bad.



First day of school

Wendy Hi. I'm Wendy. *What's your name?*

Ethan My name is Ethan.

Wendy _____



Second day of school

Ethan _____

Wendy Hello, Ethan. _____

Ethan Good, thanks. How about you?

Wendy _____

2 Listening

A What's next? Listen and check (✓) the correct response.

- | | |
|---|---|
| 1. <input type="checkbox"/> Great, thanks. | 4. <input type="checkbox"/> Not too good. |
| <input checked="" type="checkbox"/> I'm Joseph. | <input type="checkbox"/> Nice to meet you. |
| 2. <input type="checkbox"/> Thank you. | 5. <input type="checkbox"/> Hello, Dan. Sorry I'm late. |
| <input type="checkbox"/> Good morning. | <input type="checkbox"/> How about you? |
| 3. <input type="checkbox"/> Fine, thanks. | 6. <input type="checkbox"/> Good evening, Elizabeth. |
| <input type="checkbox"/> My name is Jennifer. | <input type="checkbox"/> Nice to meet you, too. |

B Now listen to the complete conversations. Check your answers.


Go to page 114 for the Game.

1 Language focus


- A** Nicole joins the basketball team.
Listen and practice.

this is (name)

Mr. Diaz, **this is** Nicole Martel.
Nicole, **this is** Mr. Diaz.




Tyler Hi, Nicole. How are you?
Nicole Good, thanks.



Tyler Mr. Diaz, this is Nicole Martel.



Tyler Nicole, this is Mr. Diaz.
Nicole Hi, Mr. Diaz. Nice to meet you.
Mr. Diaz Nice to meet you, too.



Mr. Diaz OK. Are you ready?
Let's go!

B Introduce two classmates to each other.

You, this is
....., this is

Classmate 1 Hi,

Classmate 2 Hi, Nice to meet you.

C Complete the conversations with the words in the box.
Which conversation is an introduction? Circle it.

are good hello is you

1. **Jenny** Hi, Mr. Diaz. This is Paulo Santos.
Mr. Diaz Hello, Paulo.
Paulo Nice to meet _____, Mr. Diaz.

2. **Tyler** _____, Sandra.
Sandra Hi, Tyler. How _____ you?
Tyler _____, thanks.


2 Listening

Are these conversations introductions?
Listen and check (✓) Yes or No.

	Yes	No		Yes	No
Conversation 1	<input checked="" type="checkbox"/>	<input type="checkbox"/>	Conversation 4	<input type="checkbox"/>	<input type="checkbox"/>
Conversation 2	<input type="checkbox"/>	<input type="checkbox"/>	Conversation 5	<input type="checkbox"/>	<input type="checkbox"/>
Conversation 3	<input type="checkbox"/>	<input type="checkbox"/>			

3 Saying good-bye

A Listen and practice.



B Complete the conversations. Then practice with a partner.
Use your own information.

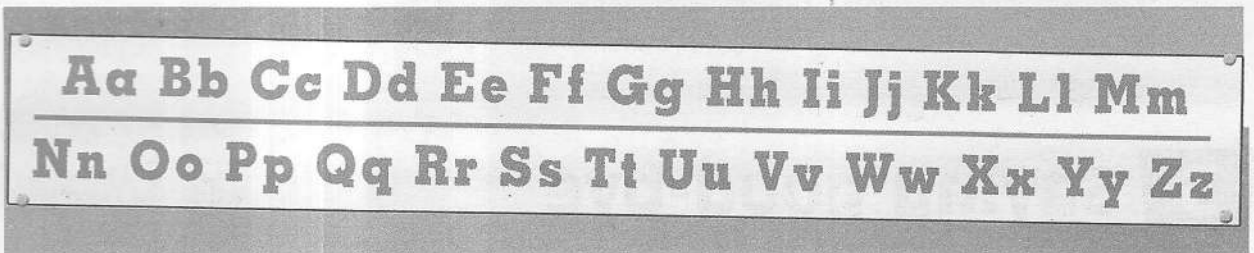
1. **A** Good- bye, Sue. **B** _____ you later, Jack.
2. **A** _____ night, Mr. Lee. **B** Bye-bye, Dave.
3. **A** Bye-bye, Kendra. **B** See _____ tomorrow, Min!

1. Vocabulary


A Listen to these common American names. Then practice.

Girls' names			Boys' names		
Annie	Kaitlyn	Olivia	David	Matthew	Tyler
Elizabeth	Madison	Samantha	Ethan	Michael	William
Emma	Mia	Sophia	Jack	Ryan	Zachary
Hannah			John		

B Listen to the alphabet. Then practice.



C How do these students spell their names? Listen and write the names. Then practice.



Alex _____

2. Pronunciation Syllables

A Study the pronunciation chart. Then listen and practice.

1 syllable	2 syllables	3 syllables
John	An nie	Za cha ry

B Listen to these names. How many syllables do they have?

1. Samantha 3 2. Jack 3. Ethan 4. Madison 5. David

3 Language focus

A Adriana gets a library card.
Listen and practice.

Mr. Moore What's your name?

Adriana Adriana Moraes.


Mr. Moore Is that A-D-R-I-A-N-A?

Adriana Yes, that's right.

Mr. Moore And how do you spell your last name?

Adriana M-O-R-A-E-S.

Mr. Moore OK. Here's your card.



B Complete the conversation with your own information. Then practice with a classmate.

A What's your name?

B _____

A How do you spell your last name?

B _____

4 Speaking

Learn to spell your classmates' last names.

You Hi! What's your last name?

Classmate

You How do you spell your last name?

Classmate

Names

First names Last names


Yoshi Sato

Jenny Wilson

Tyler Foster

How do you spell your last name?

M-O-R-A-E-S.



Get Connected

UNIT 1

Read

A Read the article quickly. Write the last names of the three people in the article.

1. _____
2. _____
3. _____

Meet Corbin, Ashley, and Lucas!



Hi, friends! My name is Corbin. My last name is Bleu. I'm Chad in *High School Musical*. I like **candy bars**. Oh, and my nickname is Bleu Man. What's your nickname?

Good afternoon! I'm Ashley Tisdale. My **dog's** name is Blondie. I'm Sharpay in *High School Musical*. I like **sushi**! Nice to meet you. See you later.



Hello. I'm Lucas Grabeel. I'm Ryan in *High School Musical*. My nickname is Mr. "Go Get 'Em." I like **music**. And I'm great today. How about you? How are you today?

Go to page 122 for the Vocabulary Practice.

B  Read the article slowly. Check your answers in Part A.

C Circle the correct words to complete the sentences.

1. Corbin's last name is (Tisdale / Bleu / Grabeel).
2. Corbin's name in *High School Musical* is (Chad / Blondie / Ryan).
3. Ashley's dog's name is (Tisdale / Blondie / Ryan).
4. Ashley likes (sushi / candy bars / music).
5. Lucas's nickname is (Ryan / Mr. "Go Get 'Em" / Bleu Man).
6. Lucas's (name / nickname / last name) in *High School Musical* is Ryan.

What's your name?

Listen

A  Kevin and Megan introduce themselves. Listen and write *True* or *False*. Then correct the false statements.

1. Megan is a new student, True.
2. Kevin's last name is Bartelsman. _____
3. Megan's first name is Jones. _____
4. Megan's nickname is Peg. _____
5. Kevin's nickname is Kev. _____



B What do you think? Write *I agree* or *I disagree* (don't agree).

1. Nicknames are cool. _____
2. I like my name. _____
3. My name is easy to spell. _____
4. My friend's name is easy to spell. _____

Your turn

Write

A Complete the chart.

First name	
Last name	
Nickname	
School	
How are you today?	
I like ...	

B Write about yourself to your new e-pal. Use the chart in Part A to help you.

Hello! My name is _____ My last name is _____

Language chart review

Personal information	Introductions
What's your name? My name is Emma. I'm Emma.	Hi. I'm Emma. Andrew, this is Meg. Meg, this is Andrew.
How do you spell your name? E-M-M-A.	
How are you today? Great! Fine, thank you. Not too good.	
What's = What is I'm = I am	

A Complete the conversations with the sentences in the box.

- Hello, Mr. McDonald. How are you? Nice to meet you, too.
 Steven, this is Monica. Not bad, thank you.

1. **A** Hello, Mr. McDonald. How are you?
- B** Good, thanks. How about you, Caroline?
- A** _____
2. **A** _____
- B** Hi, Monica. Nice to meet you.
- C** _____

B Match the conversations from Part A to the pictures. Write the numbers.



C Meet Leigh and Lee. Complete the conversations.

1 Hello. What's your name?

International Club Meeting

My name _____
Leigh Jones.

Hi. _____
Lee, too.

2 How do you spell _____ name?

L-E-E. _____ about you?

L-E-I-G-H.

3 Hi, Mr. Garcia. _____
are you today?

Great, thanks.

_____ is my
new friend, Leigh.

4 Hi, Leigh. _____ to meet you.

Nice to meet _____,
too, Mr. Garcia.

International

D Circle the word in each box that is different. Then complete the message with the colored letter from that word.

Hello.
Good night.
Bye.
Good-bye.

Good morning.
Good-bye.
Good afternoon.
Good evening.

Not bad.
Great.
Thank you.
Fine.

David
John
Annie
William

S e e

y _ u


/ _ t _ r !

Go to page 126
for the
Theme Project.


Teachers and friends

1 Vocabulary


A Listen to Tyler talk about his photo album. Number the pictures. Then listen again and practice.




This is my classmate, Jenny.



This is my best friend, Paulo.



This is my basketball coach, Mr. Diaz.



This is my math teacher, Mr. Stern.



This is my science teacher, Ms. Davis.



This is my computer partner, Sandra.

B Write about three people at your school.

Ms. Davis is my science teacher.

1. _____

2. _____

3. _____

2 Language focus

- A** Tyler and his dad look at photos.
Listen and practice.

Tyler Look, Dad, this is my new basketball coach.

Mr. Foster What's his name?

Tyler His name is Mr. Diaz.

Mr. Foster Who's this?

Tyler This is my computer partner.
Her name is Sandra.

Mr. Foster And who's this?

Tyler Dad! This is Paulo – my best friend.

his / her

What's **his** name?

His name is Mr. Diaz.

What's **her** name?

Her name is Sandra.


Who's this?

Who's this?

This is my computer partner.

My computer partner.

Who's = Who is



- B** Complete the conversations. Listen and check. Then practice.

1. **Mr. Foster** Who's (Who's / What's) this?

Tyler My math teacher.

Mr. Foster What's _____ (his / her) name?

Tyler _____ (His / Her) name is Mr. Stern.

2. **Tyler** This is my classmate.

Mr. Foster _____ (What's / Who's) her name?

Tyler _____ (His / Her) name is Jenny.

3. **Mr. Foster** And _____ (who's / what's) this?

Tyler My science teacher. _____ (His / Her) name is Ms. Davis.

3 Pronunciation Contractions with question words

- A** Listen. Notice the contractions *Who's* and *What's*.
Then listen again and practice.

Who's this?

What's her name?

What's his name?

- B** Now practice the conversations in Exercise 2B.

1 Vocabulary

Look at the photos on Julia's Web site. Label the pictures with the words in the box. Then listen and practice.

- actor model soccer player TV star
 cartoon character singer tennis player

1
Gisele Bündchen
model

2
Maria Sharapova

3
Spider-Man

4
Thierry Henry

5
Alicia Keys

6
Brad Pitt

7
Ryan Seacrest

2 Language focus

A Wendy, Julia, and Clare talk about their favorite stars. Listen and practice.

Wendy Who's this?

Julia Gisele Bündchen. She's my favorite model.

Clare And who's this?

Julia Thierry Henry. He's my favorite soccer player.

Wendy So, who's your favorite actor?

Julia Brad Pitt. He's right here.

Clare Oh, I'm a Brad Pitt fan, too. I think he's cute.

He's/She's...

He's my favorite soccer player.

She's my favorite model.

He's = He is She's = She is



B Write about these stars from Julia's Web site. Then listen and check.

1. (Gisele Bündchen) *This is Gisele Bündchen. She's a model.* _____
2. (Spider-Man) _____
3. (Maria Sharapova) _____
4. (Ryan Seacrest) _____
5. (Thierry Henry) _____

3 Listening

Listen to students talk about their favorite stars. Check (✓) the correct stars.

- | | | | |
|--|-----------------------------------|---|---|
| 1. <input checked="" type="checkbox"/> actor | 2. <input type="checkbox"/> model | 3. <input type="checkbox"/> soccer player | 4. <input type="checkbox"/> cartoon character |
| <input type="checkbox"/> TV star | <input type="checkbox"/> singer | <input type="checkbox"/> tennis player | <input type="checkbox"/> TV star |

4 Speaking

Complete the chart with your favorite stars. Then ask two classmates about their favorite stars.

	You	Classmate 1	Classmate 2
Actor	_____	_____	_____
Singer	_____	_____	_____
Cartoon character	_____	_____	_____

Who's your favorite

My favorite is

1 Language check

A Dina introduces Olivia to Ryan. Complete the conversation. Then practice.

Dina Hi, Ryan. How are (is / are) you?

Ryan Great, thanks.

Dina Ryan, _____ (this / she) is Olivia.
_____ (He's / She's) my science partner.

Ryan Nice to meet _____ (you / she), Olivia.

Olivia Nice to meet you, too. _____ (What's / Who's) your science partner, Ryan?

Ryan Rebecca.

Olivia _____ (What's / Who's) her last name?

Ryan Johnson.

Olivia Really? She's _____ (my / your) best friend!



Olivia Dina Ryan


B Complete the sentences with *He's*, *She's*, *His*, or *Her*.



This is Luiz. He's my computer partner. _____ favorite class is science.



This is Lin. _____ my best friend. _____ favorite singer is Miley Cyrus.



Mr. Adams is my favorite teacher. _____ great. _____ first name is Ethan.

C Circle the correct words to complete the e-mail.

TO: raul.gm@cct.net
 FROM: linda.nl@cct.net
 SUBJECT: Hello!

Hi, Raul!

How are you? I'm fine.

This is (my) / you) best friend. (Her / She) name is Mia.

(He's / She's) really nice. (What's / Who's) your best friend?

(What's / Who's) his or her name?

Mia's favorite actor is Johnny Depp. I think

(he's / his) a good actor. (He's / His) best movie is

Pirates of the Caribbean. (What's / Who's) your favorite star?

Your friend,
 Linda



2 Listening

A Who is each person talking about? Listen and check (✓) the correct answers.

	An actor	A tennis player	A teacher	A best friend	A singer	A cartoon character
1.					✓	
2.						
3.						
4.						
5.						
6.						

B Now listen to the complete information. Check your answers.

Go to page 115
 for the
 Game.

1 Numbers 0-20

A Listen to the numbers. Then practice.

0 zero (oh)

5 five

10 ten

15 fifteen

18 eighteen

1 one

6 six

11 eleven

16 sixteen

19 nineteen

2 two

7 seven

12 twelve

17 seventeen

20 twenty

3 three

8 eight

13 thirteen

4 four







9 nine

14 fourteen

B Listen and write the ages.

www.birthdaypage.ce

TODAY'S BIRTHDAYS

	Name: <u>Zach Shaw</u> Age: <u>17</u>		Name: <u>Leo Garcia</u> Age: _____
	Name: <u>Hannah Kirby</u> Age: _____		Name: <u>Lizzy Smith</u> Age: _____
	Name: <u>Carla Mendez</u> Age: _____		Name: <u>Dan Ito</u> Age: _____

C Look at Part B. Write words for the ages.

- Zach is seventeen .
- Hannah is _____ .
- Lizzy is _____ .
- Carla and Dan are _____ .
- Leo is _____ .

2 Language focus

- A** Joy is at Dan's birthday party.
Listen and practice.

Joy Happy birthday, Dan!
How old are you today? Thirteen?
Dan No, I'm twelve. How old are you?
Thirteen?
Joy No, I'm not thirteen. I'm only eleven.
But my birthday is tomorrow.
Dan Really? Happy birthday!

How old...?

How old are you? How old is she?
I'm twelve. She's three.

He's not / She's not


He's not thirteen. He's twelve.
She's not four. She's only three.

- B** Look at Exercise 1B on page 22. Answer the questions. Then listen and check.

- How old is Carla? Thirteen? No, she's not thirteen. She's twelve.
- How old is Hannah? Twelve? _____
- How old is Leo? Eleven? _____
- How old is Lizzy? Six? _____
- How old is Dan? Ten? _____
- How old is Zach? Eighteen? _____

3 Listening

- A** How old are these people today? Write your guesses in the chart.

	Chris	Anna	Andy	Joshua
				
Your guess	<u>eleven</u>	_____	_____	_____
Correct age	_____	_____	_____	_____

- B** Compare answers. Then listen and write the correct ages in the chart.

How old is Chris? I think he's eleven.

I think he's thirteen.

4 Speaking

Learn the ages of four of your classmates.


You How old are you,?
Classmate I'm How old are you?
You I'm

1 Vocabulary

A Jenny and Paulo look at pictures of students and their e-pals. Where are they from? Listen and complete the sentences. Then listen again and practice.

- Paulo is from Brazil. His e-pal is from Peru.
- Jenny is from _____ . Her e-pal is from _____ .
- Nicole is from _____ . Her e-pal is from _____ .
- Tyler is from _____ . His e-pal is from _____ .
- Sandra is from _____ . Her e-pal is from _____ .
- Yoshi is from _____ . His e-pal is from _____ .

B Now draw lines to match the students with their e-pals.



Students



Paulo, Brazil
(age 12)



Sandra, Mexico
(age 12)

Canada

United States

Mexico

Venezuela

Colombia

Peru

Brazil

E-pals



Mike, Canada
(age 12)



Miguel, Colombia
(age 12)

2 Speaking

Talk about the people on the map.

You Mike is from Canada.

Classmate 1 How old is he?

Classmate 2 He's 12.

3 Language focus

A Paulo and Jenny talk about e-pals.
Listen and practice.

Paulo Hi, Jenny. Who's that?
Jenny That's Mike. He's my e-pal. He's 12.
Paulo Where's he from?
Jenny He's from Canada.
Paulo You're from Canada, too, right?
Jenny Canada? I'm not from Canada.
Paulo Really? Where are you from?
Jenny I'm from the U.S.
Paulo Oh, right. Sorry.

Where... from?

Where are you from?

I'm from the U.S.

Where's he from?

He's from Canada.

Where's = Where is

You're / I'm not

You're from Canada, right?

I'm not from Canada.

I'm from the U.S.

You're = You are

the U.S. = the United States



Jenny, the U.S.
(age 13)



Tyler, the U.S.
(age 12)



Nicole, Canada
(age 12)



Yoshi, Japan
(age 12)



Maria, Peru
(age 13)



Emma, Australia
(age 13)



Claudio, Venezuela
(age 14)



Lina, Portugal
(age 13)

B Complete the conversation. Listen and check. Then practice.

Paulo Here's a photo of my e-pal, Maria.

Jenny She's cute! _____ she from?

Paulo _____ from Peru.

Jenny Peru? You're from Peru, too, right?

Paulo Jenny, I'm _____ from Peru. I'm from Brazil.

Jenny I'm just kidding! I know that.

Get Connected

UNIT 2

Read



A Read the article quickly. Check (✓) the words you find.

1. model 3. singer 5. cartoon character
 2. TV star 4. actor 6. a soccer player

SAM'S FAVORITES



Samantha Carter – "Sam"



This is SpongeBob SquarePants, my favorite cartoon character. He's from Bikini Bottom – in the Pacific Ocean. That's his **pineapple**. SpongeBob is really **funny**!



Here's a photo of Shakira. She's my favorite singer. She's not from Mexico. She's from Colombia. Her nickname is Shaki. I think she's beautiful!



Ellen Page is 21. She isn't from the U.S. She's from Canada. She's my favorite actor. She likes basketball and soccer. Her soccer nickname is "Peeps."



Here's my favorite TV star. His name is Masi Oka, and he's from Japan. He's Hiro on the **TV show Heroes**. I like Masi. He's great and so is *Heroes*.



Meet my best friend, Tim. He's from Australia, not the U.S. He's 13. His favorite class is math and his favorite _____ are tennis and basketball.

Go to page 122 for the Vocabulary Practice.


B Read the article slowly. Check your answers in Part A.

C Are these statements true or false? Write *True* or *False*. Then correct the false statements.

- Shakira is from Mexico. *False.* She's from Colombia.
- Shakira's nickname is Shaki. _____
- Masi Oka is a cartoon character. _____
- SpongeBob is funny. _____
- Ellen Page isn't from Canada. _____
- Tim is Sam's favorite TV star. _____

She's so cute!

Listen

A  Andrew and Manny talk about Andrew's new science partner. Listen and circle the correct words.

1. Isabel is Andrew's new (classmate / science partner / best friend).
2. Isabel is from (Peru / Portugal / Brazil).
3. Isabel's nickname is (Cute / Manny / Izzy).
4. Andrew's favorite singer is (Jesse McCartney / Isabel / Justin Timberlake).
5. Andrew thinks (SpongeBob / Isabel / Spider-Man) is awesome.

B Are these statements true or false for you? Write True or False. Then correct the false statements. Use your own information.

1. Thirteen (13) is a good age. _____
2. Justin Timberlake is a great singer. _____
3. Cartoons are funny. _____
4. SpongeBob is a good cartoon character. _____



Your turn

Write

A Complete the chart.

Who's your ... ?	Name	Where's he / she from?	I think he / she is ...
favorite classmate			
favorite teacher			
favorite coach			
favorite e-pal			

B Write about your favorite people. Use the chart in Part A to help you.

My best friend is _____ . He's / She's from _____

_____ . I think _____


Language chart review

The verb <i>be</i>			
Wh- questions	Statements	I'm / He's / She's ...	My / His / Her ...
How old are you?	I'm 16. I'm not 18. You're 15. You're not 14.	I'm a singer. He's a model. She's a teacher. <i>He's = He is</i> <i>She's = She is</i>	My name is Carla. His name is Steven. Her name is Ms. Kelly.
Where's he from?	He's from Brazil. He's not from Peru.		
Where's she from?	She's from Canada. She's not from the U.S.		
Who's this?	This is my best friend.		
Where's = Where is	You're = You are		
Who's = Who is			

A Complete the sentences in the comic book with *I'm*, *he's*, *she's*, *my*, *his*, or *her*.

It's the year 2075. People can travel around the world in minutes.
Kate meets her friends at the Global Café.


Kate and Her Global Friends



B Complete the questions with *Who*, *What*, *Where*, or *How*. Then match each question to the correct answer.

- | | |
|---|-----------------------|
| 1. <u>How</u> old is Kate? <u>f</u> | a. She's from Mexico. |
| 2. _____ is she from? _____ | b. Felicia. |
| 3. _____ is her best friend? _____ | c. He's from Peru. |
| 4. _____ old is Felicia? _____ | d. She's fourteen. |
| 5. _____ is Carlos from? _____ | e. Global Café. |
| 6. _____ is the name of the café? _____ | f. She's thirteen. |

C Read about these comic book characters. Then write about them.



Name: Seth Strong
Age: 15
Country: Canada



Name: Carla Cool
Age: 17
Country: Colombia



Name: Akio Adventure
Age: 12
Country: Japan

- | | | |
|-----------------------------|----------|----------|
| 1. <u>His name is Seth.</u> | 2. _____ | 3. _____ |
| He's _____. | _____ | _____ |
| He's from _____. | _____ | _____ |

D Look again at Part C. Correct these sentences.

- | | |
|---------------------------------|---|
| 1. Seth is sixteen. | <u>Seth is not sixteen. He's fifteen.</u> |
| 2. Seth is from the U.S. | _____ |
| 3. Carla's last name is Strong. | _____ |
| 4. Carla is from Venezuela. | _____ |
| 5. Akio is from Portugal. | _____ |
| 6. Akio is twenty. | _____ |


Go to page 127 for the Theme Project.

What a mess!

1 Vocabulary

A Matt and Tara are home from school. Look at the picture and write the names of the items. Use the words in the box. Then listen and practice.

- | | | | | | |
|--|-------------------------------|---------------------------------|---------------------------------|-----------------------------------|--------------------------------------|
| <input type="checkbox"/> address book | <input type="checkbox"/> bag | <input type="checkbox"/> brush | <input type="checkbox"/> eraser | <input type="checkbox"/> notebook | <input type="checkbox"/> pencil case |
| <input checked="" type="checkbox"/> backpack | <input type="checkbox"/> book | <input type="checkbox"/> camera | <input type="checkbox"/> hat | <input type="checkbox"/> pen | <input type="checkbox"/> umbrella |



1. backpack
2. _____
3. _____
4. _____
5. _____
6. _____

7. _____
8. _____
9. _____
10. _____
11. _____
12. _____

B Look at Part A. Listen to Tara and Matt. Are their statements true or false? Write *T* (true) or *F* (false).

1. Tara T 2. Matt _____ 3. Tara _____ 4. Matt _____ 5. Tara _____

2 Language focus

This is / That's + possessive

This is Tara's pen.



That's Matt's hat.



That's = That is

A The living room is a mess.
Listen and practice.

Mrs. Price Matt!


Matt Yes, Mom?

Mrs. Price Look at your things!
What a mess!


Matt My things? This is Tara's pen,
and that's her book.

Tara Yes, but that's Matt's hat, and ...


B Complete the sentences with *This is* or *That's*. Then listen and check.




 This is Matt's camera.
 That's his pencil case.



 Matt's notebook.
 his umbrella.



 Tara's eraser.
 her book.



 Tara's address book.
 her brush.

3 Speaking

Talk about your classmates' things.



This is Roberto's pencil case.

That's Anna's



1 Vocabulary

A Complete the sentences with the words in the box. Then listen and practice.

- | | | | |
|---|---------------------------------------|---|--|
| <input type="checkbox"/> an alarm clock | <input type="checkbox"/> a cell phone | <input type="checkbox"/> an MP3 player | <input type="checkbox"/> a TV (television) |
| <input type="checkbox"/> a calculator | <input type="checkbox"/> a laptop | <input type="checkbox"/> a desktop computer | <input checked="" type="checkbox"/> a video game |



This is a video game. That's _____ . This is _____ . That's _____



This is _____ . That's _____ . This is _____ . That's _____

B Write *a* or *an* before each word.

- | | |
|---------------------------|-------------------|
| 1. <u>an</u> address book | 5. _____ eraser |
| 2. _____ brush | 6. _____ hat |
| 3. _____ camera | 7. _____ umbrella |
| 4. _____ pencil case | 8. _____ backpack |

C Listen to the sounds. What do you hear? Who can answer first?

That's an alarm clock.

a / an

a + consonant

a TV

a cell phone

an + vowel sound

an alarm clock

an MP3 player

2 Language focus

What's this / that?

What's this?

It's a calculator.

What's that?

It's a video game.

It's = It is

A Sandra and Jenny look at interesting things. Listen and practice.

Sandra Hey, Jenny. What's this?
A cell phone?

Jenny No, it's a calculator.

Sandra Hmm. It's weird.
And what's that?

Jenny It's a video game.

Sandra Wow! It's really cool.



B Complete the conversation with the words in the box. Listen and check. Then practice.

a cool that's what's
 an it's this

Liz What's this ?

Ted It's _____ cell phone.

Liz Wow! It's _____ .

Ted Yeah. _____ also _____ MP3 player.

Jill Really? And _____ that?

Ted Oh, _____ the keypad for the Internet.

Jill Hmm . . . wireless Internet?

Ted Yes. It's a really cool phone.



3 Listening

Listen to the conversations. Circle the correct things.

1. a TV / a laptop

3. a cell phone / a video game

2. a calculator / a cell phone

4. an alarm clock / an MP3 player

1 Language check

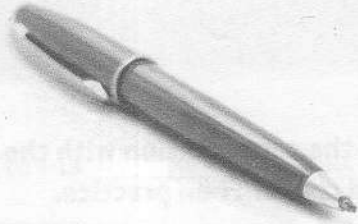
A Check (✓) *a* or *an* for each sentence. Then match the sentences to the correct picture.

	<i>a</i>	<i>an</i>	Picture
1. This is ___ eraser.	<input type="checkbox"/>	<input checked="" type="checkbox"/>	<u>d</u>
2. It's ___ pen.	<input type="checkbox"/>	<input type="checkbox"/>	___
3. That's ___ TV.	<input type="checkbox"/>	<input type="checkbox"/>	___
4. It's ___ laptop.	<input type="checkbox"/>	<input type="checkbox"/>	___
5. This is ___ MP3 player.	<input type="checkbox"/>	<input type="checkbox"/>	___
6. That's ___ umbrella.	<input type="checkbox"/>	<input type="checkbox"/>	___

a



b



c



d




e



f



B These classmates are at the Museum of Technology. What do they say?
Write sentences with *This is* or *That's*.




1. Vera: *That's a TV.*



2. Jerry: _____



3. Lisa: _____



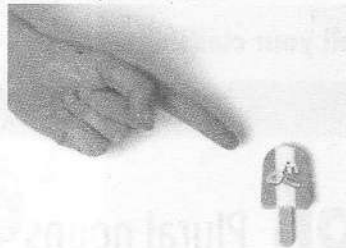
4. Miguel: _____

2 Listening


Are these things Joe's or Suzanne's? Listen and write *J* (Joe) or *S* (Suzanne).




1. J




2. _____




3. _____



4. _____



5. _____



6. _____

Go to page 116 for the Game.

1 Vocabulary

A Label the photos of Nicole's and Yoshi's favorite things with the words in the box. Then listen and practice.

bicycle comic books posters trading cards T-shirts watch



1 bicycle



2



3



4



5



6



B What are your favorite things? Tell your classmates.

My favorite things are my , my , and my

2 Pronunciation Plural nouns

A Study the pronunciation chart. Then listen and practice.

No extra syllables

Extra syllable

book → books bag → bags watch → watches case → cases

B Listen. Which plural nouns have extra syllables? Circle them.

1. hats

3. coaches

5. brushes

2. games

4. friends

6. boxes

3 Language focus

A There's a charity drive at school. Listen and practice. Then study the language chart.

Mr. Mori Hi, Paul. Tell me about your things. What are these?

Paul They're my favorite T-shirts. They're too small now.

Mr. Mori Oh, they're nice. And what are those?

Paul Those are my old watches.

Mr. Mori They're cool. Thanks, Paul.

What are these / those?

What are these?

These are T-shirts.

They're T-shirts.

They're = They are

What are those?

Those are watches.

They're watches.

B Look at the picture. Complete the conversation with *these*, *those*, or *they're*. Listen and check. Then practice.

Ms. Garcia So, what are those, Monica?

Monica They're my comic books.

Ms. Garcia Hmm. _____ very interesting.

Monica _____ are my trading cards.

Ms. Garcia Oh, they're nice. What's in this box?

Monica _____ my old books.

Ms. Garcia Monica, _____ your English books!

Monica Yeah. They're from last year.



4 Speaking

Look at the things in the pictures on pages 36 and 37. Ask and answer questions.

What are these?

They're T-shirts.

What's this?

It's a / an

1 Vocabulary

A David is late for school. Where are his things?
Match the two parts of each sentence.
Then listen and practice.

- | | |
|-------------------------------|------------------------|
| 1. David's books are <u>f</u> | a. under the bed. |
| 2. His basketball is _____ | b. in the wastebasket. |
| 3. His brush is _____ | c. on the wall. |
| 4. His watch is _____ | d. on the dresser. |
| 5. His bag is _____ | e. next to the chair. |
| 6. The photos are _____ | f. on the desk. |

in



under



next to



on



B Look at David's room. Complete the sentences with *in*, *under*, *next to*, or *on*.

- David's alarm clock is on the dresser.
- His hat is _____ the bed.
- His wastebasket is _____ the desk.
- His posters are _____ the wall.
- His books are _____ the camera.
- His pencils are _____ the bag.

the

the desk

the books

2 Language focus

Complete the conversation. Listen and check. Then practice.

David Dad! I'm late. Where are my pencils? They're not in my pencil case.

Mr. Evans They're in your bag.

David OK, but where's my bag? It's not on the desk.

Mr. Evans It's under the bed.

David Oh, right. Thanks. Oh! *Where are* my books? _____ in my bag!

Mr. Evans _____ next to your computer.

David And _____ my watch? _____ on the dresser.

Mr. Evans _____ in the wastebasket, David!

Where's / Where are ... ?

Where's my bag?

It's under the bed.

Where are my pencils?

They're in your bag.

It's not / They're not ...

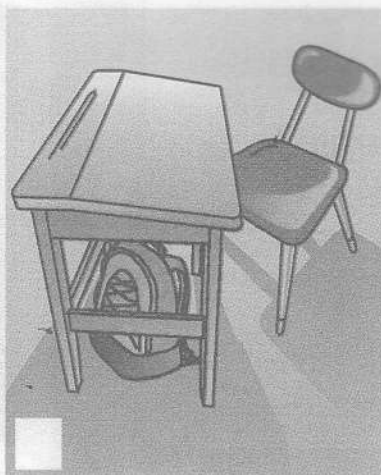

It's not on the desk.

They're not in my pencil case.



3 Listening

Where's the backpack? Listen and number the pictures.



4 Speaking

Look at the picture on page 38. Make true and false statements. Your classmate says Yes or No and corrects the false statements.

You The bag is under the bed.

Classmate Yes.

You The books are next to the desk.

Classmate No. They're not next to the desk. They're on the desk.

Get Connected

UNIT 3

Read

A Read the article quickly. Who's Maxie?

A Really Cool Tree House

Meet Pete. He's a really interesting teenager. This is his virtual tree house. It's really cool.

Look next to the desk. What's that? It's Pete's pet spider. Her name is Angelina. She's a very nice spider.

Where's the wastebasket? It's under the desk. Where's the laptop? It's on the desk. And there's a photo on the desk, too.


And who's that next to the chair? That's Coco. She's Pete's cat. She's great. And that's Maxie, Pete's dog. He's funny – he smiles!

Look at the wall. There's a poster and a clock on the wall. The poster is weird. It's of Pete's favorite band.

Pete's virtual tree house isn't a mess. Is your room a mess?



Go to page 123 for the Vocabulary Practice.


B  Read the article slowly. Check your answer in Part A.

C Answer the questions.

1. Where's the spider? It's / She's next to the desk.
2. Where's the wastebasket? _____
3. Where are the laptop and the photo? _____
4. Where's Coco? _____
5. Where are the clock and the poster? _____

It's in your bag!

Listen

A  Tim and Katie talk about where Tim's MP3 player is. Listen and write *True* or *False*. Then correct the false statements.

1. Tim and Katie are late. *True*.
2. Tim's MP3 player is in his bag.
3. Tim's cell phone is a calculator, too.
4. His video game is on the dresser.
5. A spider is on the bed.

B What do you think? Write *I agree* or *I disagree* (don't agree).

1. I think cell phones are great.
2. I think video games are interesting.
3. I think MP3 players are cool.
4. I think spiders are weird.



Your turn

Write

A Imagine a virtual classroom. Check (✓) the items in the classroom.

- | | | | | | |
|--------------------------------|--------------------------------|-----------------------------------|-----------------------------------|---------------------------------|--------------------------------------|
| <input type="checkbox"/> bag | <input type="checkbox"/> chair | <input type="checkbox"/> computer | <input type="checkbox"/> eraser | <input type="checkbox"/> pen | <input type="checkbox"/> TV |
| <input type="checkbox"/> books | <input type="checkbox"/> clock | <input type="checkbox"/> desk | <input type="checkbox"/> notebook | <input type="checkbox"/> poster | <input type="checkbox"/> wastebasket |

B Write about your virtual classroom. Use the words in Part A to help you.

This is my virtual classroom. There's a wastebasket next ...

Unit 3 Review

Language chart review

this / that / these / those questions and statements

a / an

This is a camera.

What's this? It's a camera.

That's an address book.

What's that? It's an address book.

That's = That is It's = It is

These are pens.

What are these? They're pens.

Those are comic books.


What are those? They're comic books.

They're = They are

Possessive 's

This is Paul's backpack. These are Eva's pencils.

A Ben and Lee are at camp. Look at the picture. Then complete the conversation.



Lee Hey, Ben. What are those (these / those) ?

Ben _____ (It's / They're) my favorite comic books.

Lee Who's _____ (that / those) ?

Ben _____ (He's / They're) the Joker.

He's _____ (a / an) *Batman* character.

Lee Oh, right. He's not _____ (Batman / Batman's) friend.

And _____ (what's / who's) that?

Ben It's _____ (a / an) MP3 player.

Lee Wow! It's really small. And what's _____ (this / that) in your backpack?

Ben _____ (It's / They're) my new camera.

- B** The names of seven more things are in the pencil. Circle them. Then write them in the chart. Use *a* or *an* for the singular words.


television watches camera cell phone umbrella trading cards bicycle address book

Singular	Plural
<u>a television</u>	

Language chart review

Where's / Where are ... ?		Prepositions
Where's my cell phone?	It's not in my bag. It's on the desk.	in on
Where are my books?	They're not next to my computer. They're under the bed.	next to under

- C** Look at the picture. Then correct the sentences.



- The books are on the desk. They're not on the desk. They're on the bed.
- The pencils are next to the backpack. _____
- The umbrella is next to the dresser. _____
- The hat is on the bed. _____

- D** Look again at the picture in Part C. Write questions and answers about the other things.

- Q: Where's the basketball? A: It's next to the dresser.
- Q: _____ A: _____
- Q: _____ A: _____
- Q: _____ A: _____

Go to page 128 for the Theme Project.





At the movies

1 Vocabulary

A Where are Jenny and her friends? Listen and match the two parts of each sentence.

at
at the newsstand

1. Jenny is e. 3. Sandra is _____. 5. Yoshi is _____.
2. Tyler is _____. 4. Nicole is _____. 6. Paulo is _____.



B Listen again and check your answers in Part A. Then practice.

2 Listening

Look at the photos in Exercise 1. Where are the people? Listen and number the places.

- | | | |
|---------------------|------------------|---------------------|
| _____ Internet café | _____ newsstand | <u>1</u> restaurant |
| _____ movie theater | _____ shoe store | _____ bus stop |

3 Language focus

Are you ...?

Are you still at home?
Are you near the movie theater?
Yes, I am.
No, I'm not.

A Jenny is at the movie theater. All of her friends are late! Listen and practice.

Tyler Hello?

Jenny Tyler, this is Jenny. It's really late.
Are you still at home?

Tyler No, I'm not.

Jenny Oh. Are you near the movie theater?

Tyler Yes, I am. I'm at the bus stop.

Jenny Well, please hurry. You're late!

Tyler OK. I'm sorry.

B Complete the conversations. Listen and check. Then practice.

1. **Sandra** Hello?

Jenny Hi, Sandra. Where are you? Are you _____ near the movie theater?

Sandra Yes, I _____. I'm at the shoe store.

Jenny _____ you with Paulo?

Sandra No, I'm _____.

Jenny OK. Hurry. It's late!

2. **Paulo** Hello?

Jenny Hi, Paulo. You're late! _____ near the movie theater?

Paulo No, _____.
I'm still at home.

Jenny Oh, no, Paulo! Hurry!

Paulo I'm kidding. I'm at the newsstand.



4 Speaking

Complete these questions. Then interview a classmate.

Are you ...?	Yes	No
Are you _____ years old? (<i>age</i>)	<input type="checkbox"/>	<input type="checkbox"/>
Are you a _____ player? (<i>sport</i>)	<input type="checkbox"/>	<input type="checkbox"/>
Are you a _____ fan? (<i>favorite star</i>)	<input type="checkbox"/>	<input type="checkbox"/>
Are you from _____? (<i>city or town</i>)	<input type="checkbox"/>	<input type="checkbox"/>

Are you 12 years old?

Yes, I am.

1 Vocabulary

A Look at the map. Complete the sentences. Then listen and practice.

1. The drugstore is on Jefferson Street.
2. The department store is in front of the movie theater.
3. The parking lot is behind the movie theater.
4. The bank is across from the restaurant and the shoe store.
5. The subway station is between the shoe store.
6. The park is across from the school.



on



in front of



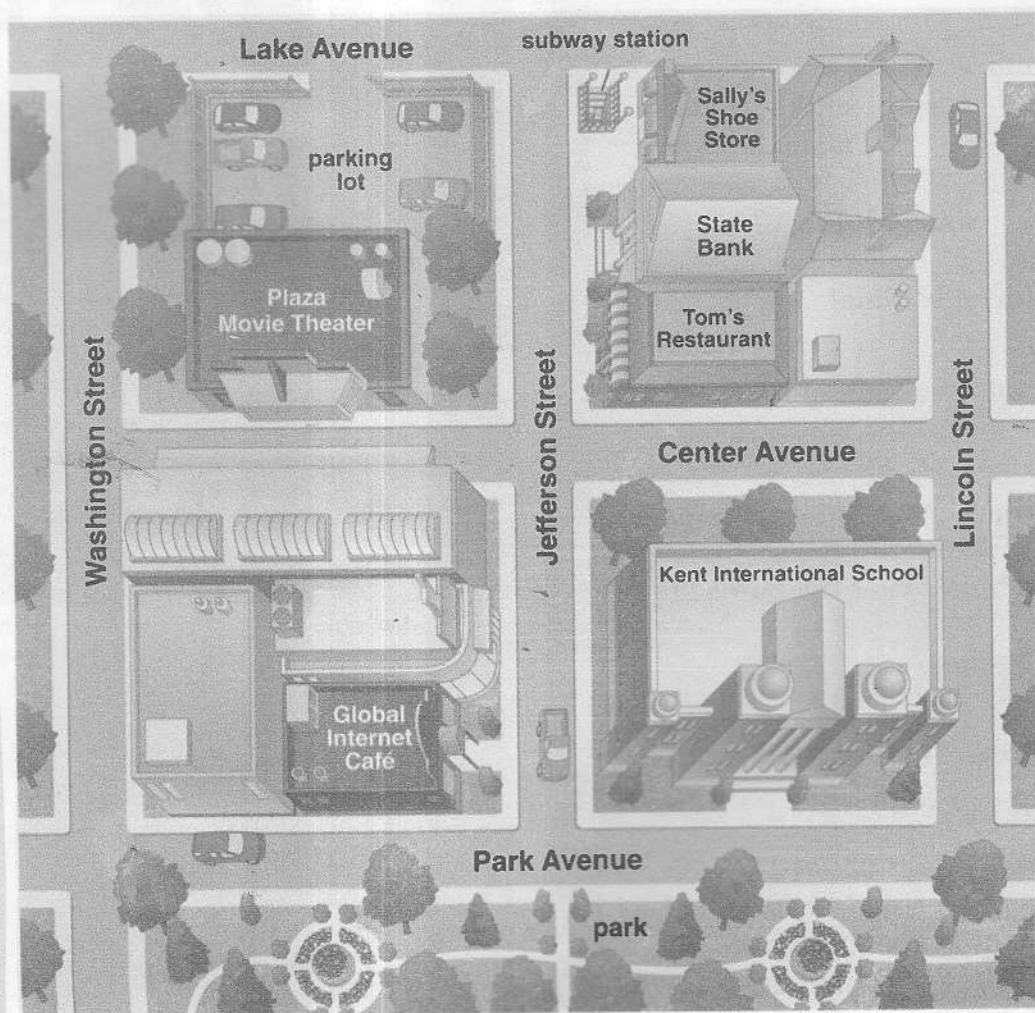
behind



across from



between



B Look at the places on the map. Make true and false statements. A classmate answers *True* or *False*.

The parking lot is behind the movie theater.

True.

2 Language focus

- A Jackie and Lizzy are downtown.**
Listen and practice.

Jackie I'm hungry! Let's go to Tom's Restaurant.
Lizzy OK. Where is it?
Jackie I think it's on Park Avenue.
Lizzy Oh. Is it across from the Internet café?
Jackie No, it's not. It's next to the bank.
Lizzy But the bank is on Jefferson Street.
Jackie Uh-oh. I'm lost!
Let's look at the map!

Is it...?

Is it across from the Internet café?
Yes, it is.
No, it's not.



- B Write questions about the map on page 46.**
Then practice with a classmate.

1. *Is the parking lot behind the shoe store?*
2. _____
3. _____
4. _____
5. _____

Is the parking lot behind the shoe store?

No, it's not. It's behind the movie theater.

3 Pronunciation Yes / No questions

- Listen. Notice the intonation in the questions.**
Then listen again and practice.

A Is the school on Park Avenue?
B Yes, it is.

A Is the restaurant in front of the drugstore?
B No, it's not.

4 Speaking

Think of a place in your town or city. Your classmates guess the place.
Use the correct intonation.

Classmate 1 Is it near the school?
You Yes, it is.

Classmate 2 Is it on Miller Avenue?
You No, it's not.

Classmate 3 Is it across from the school?
You Yes, it is.

Classmate 4 Is it the park?
You Yes, it is.

1 Language check

A Carlos and Anna are at a soccer game. Complete the conversations with *I am, I'm not, it is, or it's not*. Then practice.

Carlos Hi. Are you Anna Jones?

Anna Yes, I am.

Carlos I'm in your science class.

Anna Oh, right . . . GO, TIGERS, GO!

Carlos Are you from Canada, Anna?

Anna Uh, no, _____.
I'm from the U.S.

Carlos Are you on a soccer team?

Anna No, _____. I'm just
a fan. GO! GO!

(Ring! Ring!)

Carlos Anna, is that your cell phone?

Anna Oh! Yes, _____. Thanks.



Anna Hello?

Mrs. Jones Anna, are you still at school?

Anna Uh, no, _____.
A GOAL! YAY, TIGERS!

Mrs. Jones Anna, are you at the
soccer field?

Anna Well, yes, _____.
Is that OK?

Mrs. Jones No, _____.!
It's very late.

Anna But, Mom, . . .

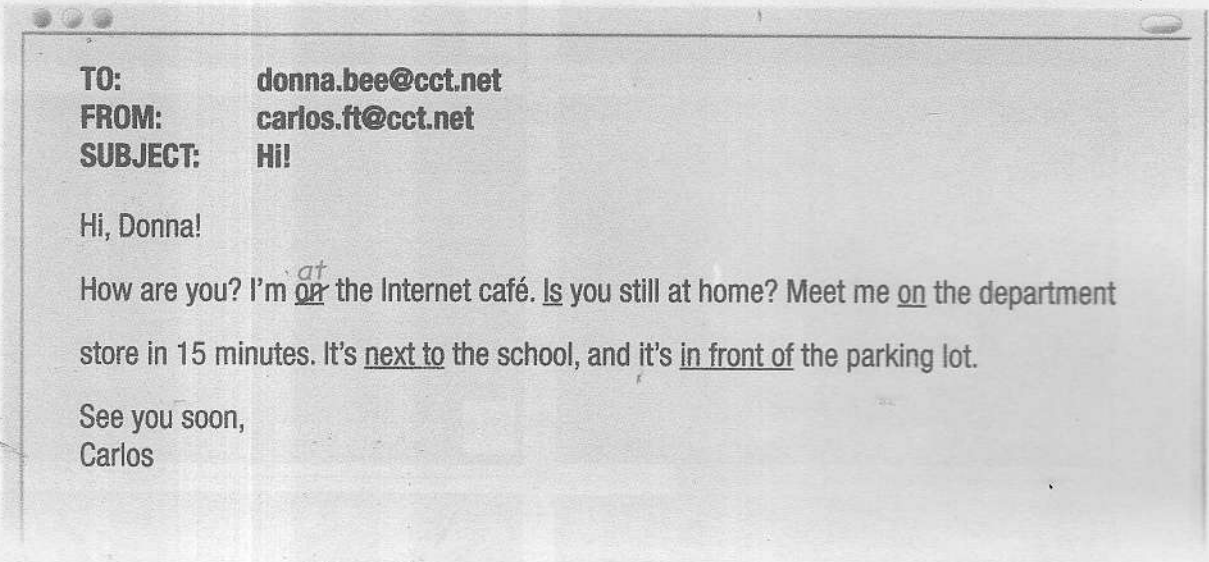
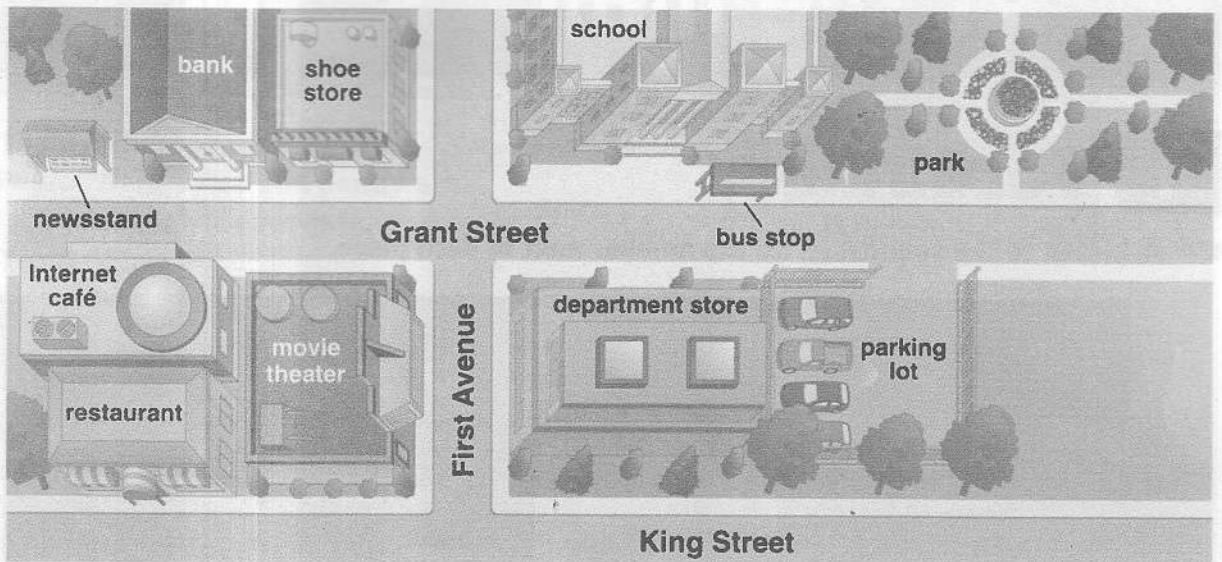
B Complete these questions. Then practice with a classmate.

1. Are you a soccer fan?
2. _____ you 12 years old?
3. _____ your English class interesting?
4. _____ you a good student?
5. _____ your school nice?
6. _____ your home near the school?

Are you a soccer fan?

No, I'm not.

C Look at the map. Then correct the mistakes in the e-mail.



2 Listening


Look at the map in Exercise 1C. Listen and answer the questions. Write No, it's not, or Yes, it is.


- | | |
|-------------------------|----------|
| 1. <u>No, it's not.</u> | 4. _____ |
| 2. _____ | 5. _____ |
| 3. _____ | 6. _____ |



Go to page 117 for the Game.

1 Vocabulary

 **A Listen to the sounds. Write the number next to each place.**


 skating rink

 music store

 bowling alley

 candy store

 bookstore

 video arcade

 **B Listen and check. Then practice.**

C Write about three of your favorite places.

My favorite music store is Virgo Beat Music.

1. _____
2. _____
3. _____

2 Language focus

Is she / Are they ... ?

Is she at the video arcade?

Yes, she is.

No, she's not.

Are they at the skating rink?

Yes, they are.

No, they're not.

A Yoshi and Paulo are at the mall with their friends. Listen and practice.

Yoshi Where is everybody?

Paulo Well, Tyler and Jenny are at the video arcade.

Yoshi What about Nicole?


Is she there, too?

Paulo No, she's not. She's with Sandra.

Yoshi Oh. Are they at the skating rink?

Paulo No, they're not . . . They're at the movie theater.

Yoshi Oh, no! Let's hurry!



B Read the conversation again. Complete the questions and then answer them. Then listen and check.

- (Yoshi) *Is he* _____ with Nicole?
No, he's not.
- (Jenny) _____ at the video arcade?
- (Yoshi and Paulo) _____ at the mall?
- (Tyler) _____ with Yoshi?
- (Nicole) _____ with Tyler and Jenny?
- (Nicole and Sandra) _____ at the skating rink?

3 Listening

A It's two hours later. Where are Paulo and his friends now? Listen and check (✓) the correct places.

	Candy store	Music store	Bookstore	Video arcade
Paulo	<input type="checkbox"/>	<input type="checkbox"/>	<input type="checkbox"/>	<input type="checkbox"/>
Jenny	<input type="checkbox"/>	<input type="checkbox"/>	<input type="checkbox"/>	<input type="checkbox"/>
Tyler	<input type="checkbox"/>	<input type="checkbox"/>	<input type="checkbox"/>	<input type="checkbox"/>
Nicole	<input type="checkbox"/>	<input type="checkbox"/>	<input type="checkbox"/>	<input type="checkbox"/>


B Compare answers with a classmate.

Is Paulo at the music store?

No, he's not. He's at the

1 Vocabulary

A Look at the people at the beach. Listen to the suggestions and practice.



B Now write a suggestion for each person below. Use Part A to help you.



I'm tired.

Sit down.



I'm thirsty.



I'm hungry.



I'm hot.



I'm bored.

2 Listening

A What's the problem with these people? Listen and check (✓) the correct problem.

1. She's hot.
 She's tired.

2. He's bored.
 He's hungry.

3. They're thirsty.
 They're hungry.

4. She's tired.
 She's bored.

3 Language focus

Suggestions for others

Have a soda.

Suggestions for you + others

Let's go together.

- A** Matt and Chris are at the beach.
Listen and practice.

Matt I'm thirsty.

Chris So go to a café, and have a soda.


Matt Good idea, but, um . . .

Chris What's wrong?

Matt Well, my money is at home.

Chris That's OK. I have money for two sodas. Let's go together.

Matt Great! Thanks, Chris!



- B** Complete the conversations with *go*, *have*, *sit*, or *play*.
Listen and check. Then practice.

1. **A** Let's play basketball.
B But it's really hot.
A Yeah – you're right.
Let's _____ to the beach.
B Good idea. Let's _____ swimming.

3. **A** Let's _____ a sandwich.
I'm hungry.
B Well, I'm not really hungry,
but I am thirsty!
A Oh. So _____ a soda.
B OK. Let's _____ to a café.

2. **A** I'm tired.
B So _____ down.
A OK. But I'm thirsty, too.
B Then _____ to a café,
and _____ a soda.

4. **A** I'm really bored.
B Me, too. Let's _____
to a video arcade.
A But my money is at home.
B Then let's _____ tennis
in the park.
A OK.

4 Speaking

Make suggestions. Use your own information or ideas.

I'm

So

I'm

Me, too. Let's

Read

A Read the Web site information quickly. Write the names of three places at West Edmonton Mall.

1. _____
2. _____
3. _____

West Edmonton Mall

Welcome to the **biggest** mall in North America! We have interesting things for everybody.


Are you bored? Play **paintball** at Mad Existence Paintball. It's messy and it's weird, but it's very cool.

Are you hot? Go to the World Waterpark and play on the **waterslides**. It's across from the movie theaters.

Are you hungry and thirsty? Go to Jungle Jim's restaurant. It's on Bourbon Street. Sit down in the **jungle** and have a sandwich and a soda.

Look around the stores here, too! Are you a soccer fan? Go to Soccer Freak for your favorite soccer things. It's behind Sears department store. Or go to Comic King and look at comic books for your comic book collection. They have everybody's favorite comic books.

So hurry to Edmonton Mall – we have an **amusement park**, too!



Go to page 123 for the Vocabulary Practice.

B  Read the article slowly. Check your answers in Part A.

C Answer the questions.

1. Is the West Edmonton Mall in South America? No, it's not.
2. Is paintball a game?
3. Are the movie theaters across from the World Waterpark? _____
4. Is Jungle Jim's a soccer store? _____
5. Is Soccer Freak in front of the department stores? _____
6. Are the comic books in Soccer Freak? _____

I'm so bored!

Listen

A Judy and Anna talk about going to the mall. Listen and answer the questions.

1. Are Anna and Judy at the mall? No, they're not.
2. Is George's restaurant behind the video arcade? _____
3. Is Paul at the video arcade? _____
4. Is the music store between the video arcade and the bookstore? _____
5. Where's the bank? _____

B What do you think? Write *I agree* or *I disagree* (don't agree).

1. I think malls are fun. _____
2. I think video arcades are cool. _____
3. I think bookstores are interesting. _____
4. I think music stores are great. _____



Your turn

Write

A What are your four favorite places in your neighborhood or mall? Where are they? Complete the chart.

Place	Where is it?
Example: Nick's Video Arcade	across from the school
1.	
2.	
3.	
4.	


B Write sentences about three or four of the places in your neighborhood or mall. Use the chart in Part A to help you.

In my neighborhood, my favorite _____ is _____
 _____ . It's _____ . It's really cool.

Language chart review

Yes/No questions and short answers with <i>be</i>			Prepositions
Are you near the restaurant?	Yes, I am.	No, I'm not.	on
Is Yoshi at the video arcade?	Yes, he is.	No, he's not.	in front of
Is Sandra with Tyler?	Yes, she is.	No, she's not.	across from
Is the café near the movie theater?	Yes, it is.	No, it's not.	behind
Are Jenny and Paulo at the café?	Yes, they are.	No, they're not.	between

A Write questions with the correct forms of *be*. Then look at the picture, and answer the questions.



1. the school / behind the park

Q: Is the school behind the park? A: No, it's not.

2. the bicycles / behind the school

Q: _____ A: _____

3. the soccer field / across from the park

Q: _____ A: _____

4. the parking lot / in front of the school

Q: _____ A: _____

5. the school / between the tennis courts and the soccer field

Q: _____ A: _____

6. the school / on Clinton Street


Q: _____ A: _____

B Look at the pictures. Complete the questions and answers.




Q: Are they at the restaurant?

A: Yes, they are.




Q: _____ at the movie theater?

A: _____



Q: _____ at the newsstand?

A: _____



Q: _____ at the café?

A: _____



Q: _____ at the bus stop?

A: _____

Language chart review

Suggestions for others

Play volleyball.

Sit down.

Have a soda.

Suggestions for you + others

Let's go swimming.

Let's have a sandwich.

Let's sit down.

C Write a suggestion for each situation. Use the expressions in the box or your own ideas.

go go swimming have a soda play a video game sit down

1. You and your friends are thirsty. Let's have a soda.

2. Your brother is tired. _____

3. You and your sister are late for a movie. _____

4. Your friend is hot. _____

5. You and your friends are bored. _____

Go to page 129 for the Theme Project.

My family

1 Numbers 21–100

Listen to the numbers. Then practice.

21 twenty-one

22 twenty-two

23 twenty-three

24 twenty-four

25 twenty-five

26 twenty-six

27 twenty-seven

28 twenty-eight

29 twenty-nine

30

thirty

40

forty

50

fifty

60

sixty

70

seventy

80

eighty

90

ninety

100

one hundred

2 Vocabulary

A Meet Sonia's family. Listen and practice.

This is my sister, Jen.
She's 21. This is my
brother, Eddie. He's 15.

These are my grandparents. My
grandfather is 74. My grandmother is 67.

avasshop.ir زبانکده اوسی
تنها مرکز تهیه آزمون و فروش کتابهای الکترونیکی زبان

آدرس: خراسان رضوی - مشهد مدیریت: ۰۹۳۸۶۵۳۸۱۱۳
تلفن سفارشات: ۰۹۳۰۶۶۸۷۰۵۲

My name is Sonia. I'm 13.

These are my parents. My
father is 50. His name is
Ned. My mother is 46. Her
name is Claire.

This is my uncle, Ron,
and my aunt, Sheila.
He's 39 and she's 38.

This is my
cousin, Mitch.
He's 13, like me.

B Complete these sentences about Sonia's family.

1. Sonia's mother is 46.

2. Her father is _____.

3. Her _____ is 13.

4. Her aunt is _____.

5. Her _____ is 15.

6. Her sister is _____.

7. Her _____ are 67 and 74.

8. Her _____ is 39.

3 Language focus

A Meet Sonia's cousin. Listen and practice.



I'm Mitch. I'm Sonia's cousin. Sonia has a brother and a sister, so I have three cousins. But I have no brothers or sisters – I'm an only child.

have / has

I **have** three cousins.
I **have** no brothers or sisters.
She **has** a brother and a sister.
He **has** no brothers.

cousin → cousins
child → children

B Complete the sentences with *have* or *has*. Then listen and check.



My name is Ron. I'm Sonia's uncle. I *have* one sister. Her name is Claire. She's Sonia's mother. She _____ three children – Jen, Eddie, and Sonia. I _____ one child, Mitch.

I'm Sonia's grandmother. I _____ two children – Claire and Ron. Claire _____ three children. Ron _____ one child.

www.avasshop.ir



4 Speaking

A Complete the information for yourself. Write numbers. Then complete the information about a classmate.

Relative	You		Relative	Classmate
brother(s)	_____	I have two brothers.	brother(s)	_____
sister(s)	_____	I have no brothers.	sister(s)	_____
cousin(s)	_____		cousin(s)	_____
aunt(s)	_____		aunt(s)	_____
uncle(s)	_____		uncle(s)	_____


B Tell the class one thing about you and your classmate.

I have two brothers. Maria has no brothers.

Family reunion

1 Vocabulary

A Read about Sally's family. Then listen and practice.



That's my brother, Tom.
He's smart. He's thin.

Those are my cousins.
Henry is handsome. Pam
is shy, and she's pretty.

That's my grandfather.
He's very friendly.

That's my mother. She's
tall. My father is short.

Aunt Edna is on the
chair. She's funny
and a little crazy.

B Read about Sally's family again. What words describe the people? Write the words in the correct columns.

Appearance

handsome

Personality

friendly

2 Language focus

A Sally and Dan talk about her family. Complete the conversation. Listen and check. Then practice.

What's... like?
 What's Pam like?
 She's shy.

Sally That's Pam. She's my cousin.
 Dan What's she like?
 Sally She's shy and ...
 Dan She's very pretty.
 Sally Yes, I know, Dan.
 Dan What's your brother _____?
 Sally Tom? Oh, _____ smart.
 Dan And your Aunt Edna? _____ she _____?
 Sally Well, _____ really funny and a little _____, too!



B Complete the chart about two members of your family. Then answer a classmate's questions about those family members.

Family member	Appearance	Personality
sister	tall	shy
_____	_____	_____
_____	_____	_____

Sister. What's your sister like? She's tall and shy.

3 Pronunciation Final y

Listen to the final y in these words. Circle the word that sounds different. Then listen again and practice.

crazy funny pretty shy friendly really

4 Listening

A What else is true about Sally's family? Listen and match the two parts of each sentence.

- | | |
|---|--------------------|
| 1. Sally's mother is tall and _____ | a. funny. |
| 2. Sally's cousin, Henry, is handsome and _____ | b. a little crazy. |
| 3. Sally's grandfather is friendly and _____ | c. thin. |
| 4. Sally's father is short and really _____ | d. smart. |

B Now ask and answer questions about Sally's family.

What's Sally's mother like? She's tall and.....

1 Language check

A Write the numbers.

- | | | | |
|-------------------------|-------------|-------------|--------------|
| 1. 31 <i>thirty-one</i> | 4. 53 _____ | 7. 96 _____ | 10. 27 _____ |
| 2. 45 _____ | 5. 78 _____ | 8. 60 _____ | 11. 33 _____ |
| 3. 100 _____ | 6. 24 _____ | 9. 82 _____ | 12. 86 _____ |

B Correct the sentences about Jordan's family.

www.meetmyfamily.ce

Name	Age	Who?
 Jordan	12	me!
 Lori	49	mother
 Chris	52	father
 Jill	15	sister
 Jeremiah	24	brother

- | | | |
|---|-------------------------|----------------------|
| 1. Jordan has no brothers ^{one brother} . | 3. Jacob is his father. | 5. Jill is his aunt. |
| 2. His father is 55. | 4. His brother is 42. | 6. His uncle is 49. |

C Nicole talks to Yoshi about her family.
Complete the sentences with *have* or *has*.

I have a very big family. I _____
four sisters and three brothers. My mother
_____ three brothers, too. My father
_____ no brothers, but he _____
five sisters. I _____ 18 cousins. It's great!

D Compare your family to Nicole's family.
Tell your classmates.

Nicole has four sisters. I have no sisters.



2 Listening

A Now listen to Nicole describe three members of her family. Label the photos.

Robert Andrew John



B Complete the chart with information about three members
of your family. Then tell your classmates.

Name	Family member	Age	Description
<u>Peter</u>	<u>cousin</u>	<u>16</u>	<u>tall, thin, very smart</u>
_____	_____	_____	_____
_____	_____	_____	_____
_____	_____	_____	_____




My cousin's name is Peter. He's 16. He's...

Go to page 118
for the
Game.

1 Vocabulary

A Look at the words in the photos. Listen and practice.

B Tyler's friend Mary lives in San Francisco now. Look at the photos, and complete the sentences about her new neighborhood.





Dear Tyler:

San Francisco is great, but it's really noisy. My neighborhood isn't noisy – it's nice and very quiet. Across the street is a park. Next to my apartment is a big mall with a lot of stores. Behind the mall is a _____ store with cool things.

My school is really nice. It's very old. But inside, the computers, desks, and classrooms are _____.

I'm really happy in San Francisco. But sometimes I'm _____ – I miss my friends a lot!


Write soon!
Mary



C Tell your classmates about your neighborhood.

My neighborhood is quiet.

2 Language focus

 Tyler sends a postcard to Mary. Complete Tyler's postcard with *we're*, *they're*, *our*, or *their*. Listen and check. Then practice.

We're / They're; Our / Their

We're happy for you.

They're from Canada.

Our neighbors are very nice.

Their last name is Martel.

We're = We are They're = They are

Dear Mary,

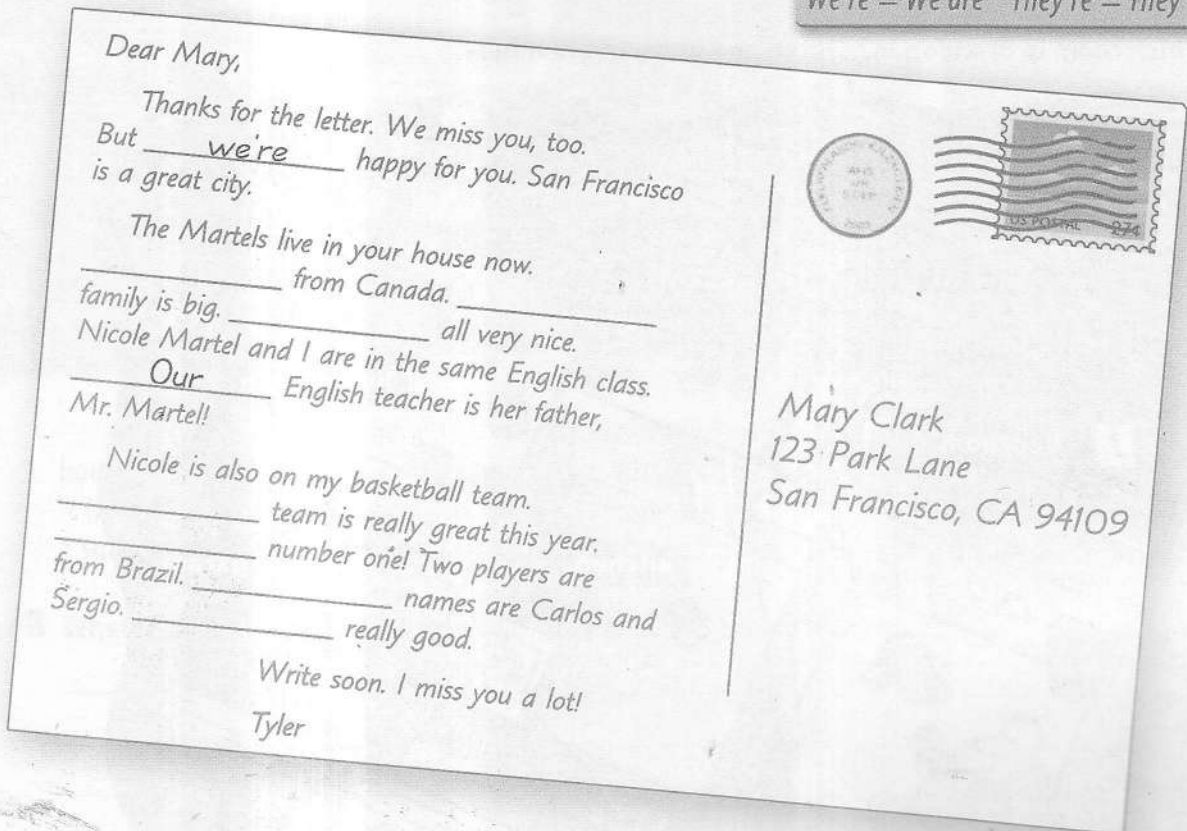
Thanks for the letter. We miss you, too.
But we're happy for you. San Francisco
is a great city.

The Martels live in your house now.
_____ from Canada. _____
family is big. _____ all very nice.
Nicole Martel and I are in the same English class.
Our English teacher is her father,
Mr. Martel!

Nicole is also on my basketball team.
_____ team is really great this year.
_____ number one! Two players are
from Brazil. _____ names are Carlos and
Sergio. _____ really good.


Write soon. I miss you a lot!

Tyler



Mary Clark
123 Park Lane
San Francisco, CA 94109

3 Listening

 **A** The Martels talk about where they live. Listen and check (✓) the correct words.

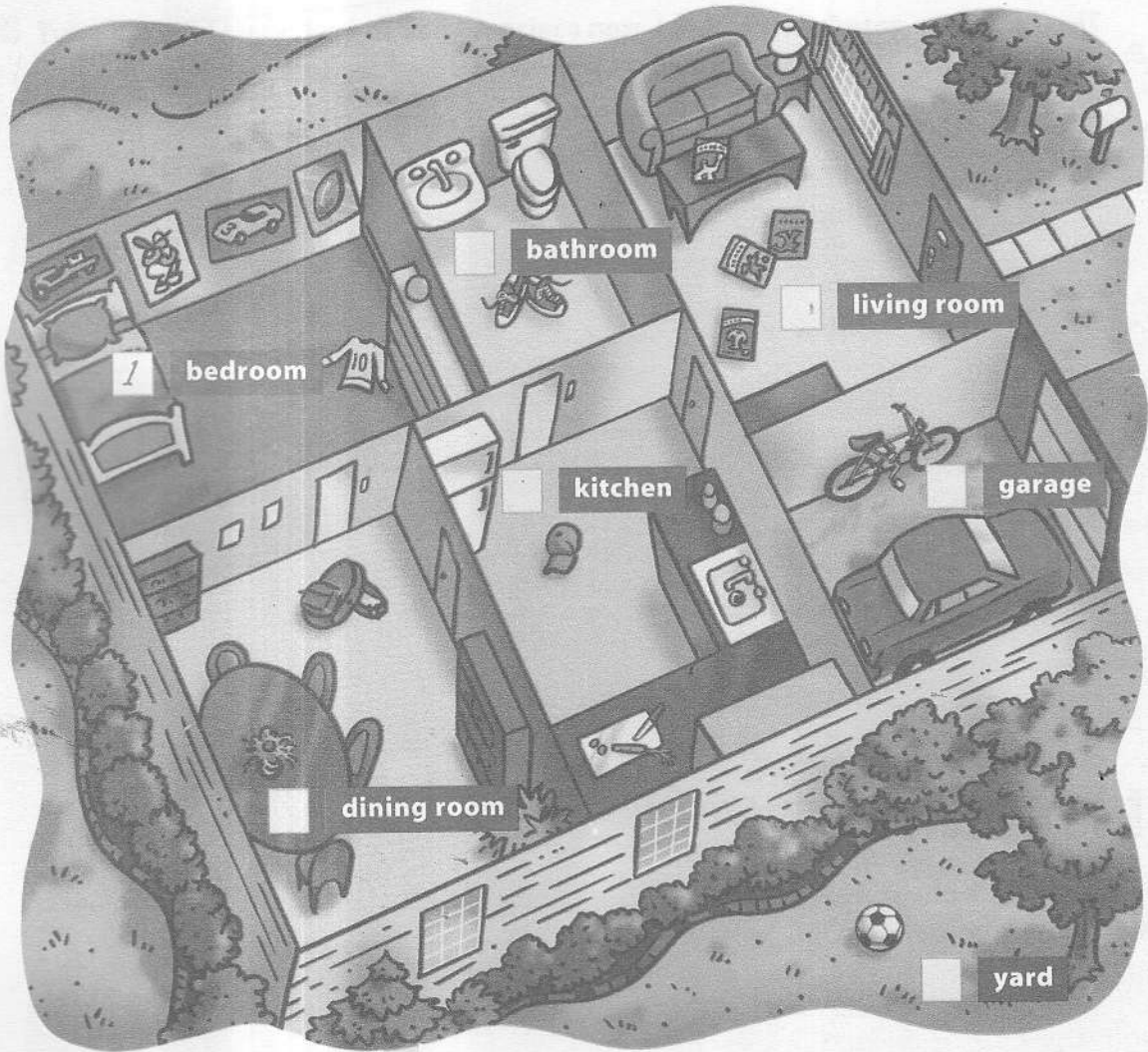
1. the city	<input type="checkbox"/> nice	<input checked="" type="checkbox"/> big	<input checked="" type="checkbox"/> noisy
2. the neighborhood	<input type="checkbox"/> pretty	<input type="checkbox"/> quiet	<input type="checkbox"/> small
3. the neighbors	<input type="checkbox"/> happy	<input type="checkbox"/> quiet	<input type="checkbox"/> friendly
4. the house	<input type="checkbox"/> small	<input type="checkbox"/> nice	<input type="checkbox"/> new
5. the school	<input type="checkbox"/> big	<input type="checkbox"/> small	<input type="checkbox"/> noisy

B Now compare where you live to where the Martels live.
Write three sentences.

- Their city is big. Our city is small.
- _____
 - _____
 - _____

1 Vocabulary

A Which room is Brandon in? Listen and write the numbers.



B Listen and check. Then practice.

C Where are these things? Answer the questions.

1. Where are Brandon's posters? They're in the bedroom.
2. Where is his bicycle? _____
3. Where are his comic books? _____
4. Where is his backpack? _____
5. Where is his hat? _____
6. Where are his shoes? _____



2 Language focus

It has ...

It has a small yard.

It has three bedrooms.

- A Match the homes to the correct texts.**
Listen and check. Then practice.



This is my grandparents' house. It's in the country. It has three bedrooms. It has a small yard.

Our apartment is small, but it's very nice. It has two bedrooms and one bathroom. It has a big kitchen and a nice living room.

My friend has a very big house. It has five bedrooms and three bathrooms! It also has a big garage.

- B What's your home like? Write sentences with *It's* and *It has*.**

3 Speaking

- A What's your dream home like? Check (✓) your ideas.**

My dream home is ...

- a house.
 an apartment.

It's ...

- in the city.
 in the country.

It's ...

- big.
 small.

It has ...

- a living room.
 a dining room.
 bathroom(s).
 bedroom(s).

It has ..., too.

- a yard
 a garage
 a kitchen
 a/an _____

The neighborhood is ...

- noisy.
 quiet.
 nice.

- B Now tell your classmates.**

My dream home is a house. It's in the country. It's ...

Get Connected

UNIT 5

Read

A Read the article quickly. Check (✓) the words you find.

- | | | | |
|--------------------------------------|-------------------------------------|--|-------------------------------------|
| <input type="checkbox"/> 1. brothers | <input type="checkbox"/> 3. cousins | <input type="checkbox"/> 5. parents | <input type="checkbox"/> 7. fathers |
| <input type="checkbox"/> 2. aunts | <input type="checkbox"/> 4. mother | <input type="checkbox"/> 6. grandparents | <input type="checkbox"/> 8. sisters |

A Very Big Family



The Heppner family is very big. Miriam and DuWayne Heppner have 17 children – 9 boys and 8 girls. The **youngest** is Rachel. She's three. The **oldest** is Jemima. She's 27. Jemima lives in

a **different** city and she has a little girl. Benjamin, the oldest boy, also lives in a different city and has a little girl, too. So, Miriam and DuWayne are parents and grandparents now. Jemima's

and Benjamin's little girls are **lucky** – they have a lot of aunts and uncles.

What about the children still at home? They're not just brothers and sisters, but friends and classmates, too. They go to school together in their house – they're **homeschooled**. Their mother is their teacher. They really like sports. They **run**, play soccer, and play volleyball together. They're a big, happy family.

Go to page 124 for the Vocabulary Practice.


B  Read the article slowly. Check your answers in Part A.

C Are these statements true or false? Write **True** or **False**. Then correct the false statements.

1. The family's last name is DuWayne. False. The family's last name is Heppner.
2. The oldest sister is 27. _____
3. Rachel lives in a different city. _____
4. Jemima's and Benjamin's little girls aren't lucky. _____
5. The Heppner children's school is their home. _____
6. The Heppner family likes sports. _____

Twelve cousins!

Listen

A  Matt and Dave talk about their families. Listen and circle the correct words.

1. Dave has a really (friendly / small / **(big)**) family.
2. Dave has (twelve / seven / nine) cousins.
3. Dave is (a grandfather / a father / an uncle).
4. Matt has (two cousins and one sister / three aunts or uncles / a small family).
5. Matt's house is (noisy / quiet / crazy).



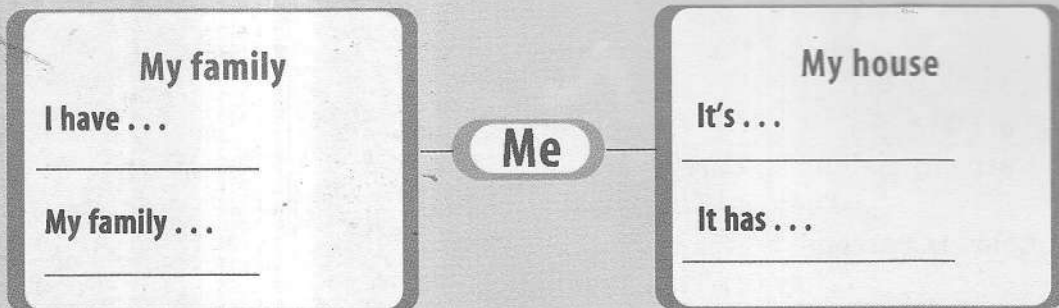
B Complete the sentences so they are true for you.

1. I think big families are _____.
2. I think small families are _____.
3. I have _____ brothers and / or sisters. I think _____.
4. I have _____ aunts and / or uncles. I think _____.

Your turn

Write

A Complete the web.



B Write about your family and your house. Use the web in Part A to help you.

I have _____

Language chart review

<i>has / have statements</i>	<i>We're / They're; Our / Their</i>	<i>What's . . . like?</i>
I have two sisters. I have no brothers. He has a big family. She has an apartment. It has one bedroom.	We're from New York. Our last name is Diaz. They're from Chicago. Their last name is Carlton.	What's she like? She's nice .
	<i>We're = We are</i> <i>They're = They are</i>	

A Complete the conversation.

Farah This is a picture of our (we / our) family.

Diego You and Paul _____ (have / has) a big family.

Farah Yeah. We _____ (have / has) a lot of brothers and sisters.

Diego Who's this?

Paul This is _____ (we / our) brother, Kyle.

Diego What's he like?

Paul _____ (He's / His) smart and a little shy.

Farah This is _____ (we / our) aunt, Carmen, and uncle, Larry.

Paul _____ (They're / Their) last name is Parsons.

Farah _____ (They're / Their) really friendly and nice.

Paul _____ (They're / Their) from Texas.

Diego I'm from Arizona.

Farah _____ (We're / Our) from Arizona, too!

**B Read the conversation again. Answer these questions.**

1. What's their brother like? _____
2. What are their aunt and uncle like? _____
3. Where is their uncle from? _____
4. Where are Farah and Paul from? _____

C Complete the sentences with the words in the box.

her his my my our their your

I'm Johnny Martin. This is my father. _____ name is Cal. _____ mother's name is Kimberly. I have one sister. _____ name is Nicki. I have two brothers, too. _____ names are Darren and Leo. _____ family is pretty big. What's _____ family like?



D Write about your family. Use some of the words from Part C.

I'm...

E What's the difference? Compare Amy's house and Ben's house. Write sentences with *has* and *has no*.

Amy's house



Ben's house



1. (bedroom) *Amy's house has three bedrooms.*
Ben's house has two bedrooms.
2. (living room) _____
3. (bathroom) _____
4. (dining room) _____
5. (kitchen) _____
6. (garage) _____


Go to page 130 for the Theme Project.

The media center

1 Vocabulary

A Look at the picture of the new media center and write the names of the items. Use the words in the box. Then listen and practice.

- | | | | |
|---|--|---|----------------------------------|
| <input checked="" type="checkbox"/> board | <input type="checkbox"/> cabinet | <input type="checkbox"/> printer | <input type="checkbox"/> scanner |
| <input type="checkbox"/> bookcase | <input type="checkbox"/> CD/DVD player | <input type="checkbox"/> remote control | <input type="checkbox"/> screen |



1. _____
2. _____
3. _____
4. _____

5. _____
6. _____
7. _____
8. _____

B Ask and answer questions about things in your classroom.

What's that?

It's a board.

What are those?

They're computers.

2 Language focus

A There is a problem in the media center.
Listen and practice.

Mr. Wilson So, here's the new media center.

Ms. Brooks Wow! It's great.

Mr. Wilson Wait a minute . . .
There's a problem.

Ms. Brooks What's wrong?

Mr. Wilson Well, there are only six computers.

Ms. Brooks Oh, dear. Well, there's a printer.
Is that right?

Mr. Wilson Yes, that's OK. But there's no
wastebasket, and there are no chairs.

Ms. Brooks Oh, no!

There's / There are . . .

There's a printer.

There are six computers.

There's no / There are no . . .

There's no wastebasket.

There are no chairs.

There's = There is



Mr. Wilson
Clarkston Middle School

2 boards	<input type="checkbox"/> 1 CD/DVD player	<input checked="" type="checkbox"/> 1 printer
2 bookcases	<input type="checkbox"/> 8 chairs	<input type="checkbox"/> 1 screen
2 cabinets	<input checked="" type="checkbox"/> 8 computers	<input type="checkbox"/> 1 scanner
1 remote control	<input type="checkbox"/> 8 desks	<input type="checkbox"/> 1 wastebasket

B Look at Mr. Wilson's order form in Exercise 2A. Then look at the picture on page 72.
What's right? What's wrong? Write sentences. Then listen and check.

What's right?

There's a printer.

What's wrong?

There are six computers.

3 Speaking

Make true or false statements about your classroom. Your classmate says
Yes or No and corrects the false statements.

You There's a board.

Classmate Yes.

You There are 12 chairs.

Classmate No. There are 20 chairs.

Around school

1 Vocabulary

A Label the photos of Jenny's school with the words in the brochure. Then listen and practice.

Kent International School Has A Lot!



1

gym



2



3



4

Sports Facilities

- 2 tennis courts
- 4 athletic fields
 - * 1 football field
 - * 1 baseball field
 - * 2 soccer fields
- gym
- swimming pool

Media Center

- computer lab
- language lab




5

Other Facilities

- auditorium
- library
- cafeteria




6



7



8



9

B Write about the facilities at your school. Use *There is / There are*.

	There is ...

2 Language focus

A Jenny's cousin, Jill, asks about Kent International School. Listen and practice.

Jill Jenny, your school is really great.
Are there any tennis courts?

Jenny Yes, there are.
There's a tennis team, too.

Jill So, are there any cute players?

Jenny No, there aren't.

Jill Hmm. Is there a soccer team?

Jenny Yes, there is.

Jill Is there a game today?

Jenny No, there isn't. Sorry.

Is there a / Are there any ... ?

Is there a soccer team?

Yes, **there is.**

No, **there isn't.**

Are there any tennis courts?

Yes, **there are.**

No, **there aren't.**

isn't = is not aren't = are not

B Complete the rest of the conversation. Listen and check. Then practice.

Jill Are there any other interesting things at your school?

Jenny Yes, there _____. There are some new classrooms and a new media center.

Jill Oh, that's cool. _____ there an Internet café there?

Jenny No, there _____.

Jill Hey, I'm hungry. Are there _____ cafés near here?

Jenny No, there _____. But there's a cafeteria.

Jill Are _____ any cute boys there?

Jenny Yes, there _____. Let's go!



3 Pronunciation *th*

A Listen to the two pronunciations of *th*. Then listen again and practice.

Voiced	Unvoiced
there that father	three think bathroom

B Write these words in the correct columns: *birthday, brother, mother, thanks, the, they, thing, thirty*. Listen and check. Then practice.

Voiced	Unvoiced

Mini-review

1 Language check

A Read about the neighborhood around Kent International School. Then answer the questions.

 **Enjoy your free time after school!**

<p><u>Bob's Burgers</u>  Hamburgers, sandwiches, and more! 325 Main Street 555-0982</p>	<p><u>Kent Shopping Mall</u>  48 stores, 5 movie theaters 25 Park Avenue 555-1618</p>
<p><u>Central Park</u>  56th-60th Streets Swimming pool Soccer and baseball fields</p>	<p><u>Lee's Restaurant</u>  Great Chinese food! 16 West Avenue 555-6723</p>
<p><u>City Video Arcade</u> Your place for after-school fun! 18 South Avenue 555-8722</p> 	<p><u>Maple Bookstore and Internet Café</u> New and used books Kent Shopping Mall 555-8655</p> 


1. Are there any stores near the school? Yes, there are.
2. Are there any athletic fields in the neighborhood? _____
3. Is there a basketball court in the park? _____
4. Is there a bookstore at the mall? _____
5. Are there any restaurants on South Avenue? _____
6. Is there a video arcade in the neighborhood? _____

B Write three sentences about your neighborhood. Then tell your classmates.

- There's a park.
1. _____
 2. _____
 3. _____

There's a park. There . . .

C Look at the picture. Circle the correct words to complete the sentences.



1. There's a (cabinet / wastebasket) next to the desk.
2. There's a large (computer / board) on the desk.
3. There's a (scanner / CD/DVD player) under the desk.
4. There's a (remote control / screen) next to the CD/DVD player.
5. There are no (chairs / pencils) near the desk.
6. There's a (bookcase / printer) next to the computer.

2 Listening

 People talk about their schools. Listen and answer the questions.
Write the correct information for **No** answers.

1. Are there two scanners in the media center? No, there aren't. There's one scanner.
2. Are the answers on the screen? _____
3. Are there five wastebaskets in the classroom? _____
4. Is there a football field at Jim's school? _____
5. Are there three swimming pools at Mia's school? _____
6. Are there 20 computers in the computer lab? _____

Go to page 119
for the
Game.

School subjects

1 Vocabulary

A These are some of the classes at Kent International School. Label the books with the words in the box. Then listen and practice.

- art geography history music science
 English health math physical education (P.E.) Spanish



B Make a list of your school subjects. Are they easy or difficult for you? Check (✓) Easy or Difficult. Then tell your classmates.

My school subjects	Easy	Difficult
_____	<input type="checkbox"/>	<input type="checkbox"/>
_____	<input type="checkbox"/>	<input type="checkbox"/>
_____	<input type="checkbox"/>	<input type="checkbox"/>
_____	<input type="checkbox"/>	<input type="checkbox"/>
_____	<input type="checkbox"/>	<input type="checkbox"/>

My school subjects	Easy	Difficult
_____	<input type="checkbox"/>	<input type="checkbox"/>
_____	<input type="checkbox"/>	<input type="checkbox"/>
_____	<input type="checkbox"/>	<input type="checkbox"/>
_____	<input type="checkbox"/>	<input type="checkbox"/>
_____	<input type="checkbox"/>	<input type="checkbox"/>

I think geography is easy.

I think math is difficult.

2 Saying the time

Saying the time

8:30 = eight thirty

1:05 = one-oh-five

2:00 = two or two o'clock

Look at the days and times in Nicole's class schedule. Listen and practice.

Class Schedule for *Nicole Martel*

	Monday	Tuesday	Wednesday	Thursday	Friday
8:30	English	English	English	English	English
9:25	math	math	math	computer lab	math
10:20	P.E.	health	P.E.	art	P.E.
11:15	lunch	lunch	lunch	lunch	lunch
12:10	history	geography	history	geography	history
1:05	science	science	science lab	science	science
2:00	Spanish	language lab	Spanish	music	Spanish

3 Language focus

on / at

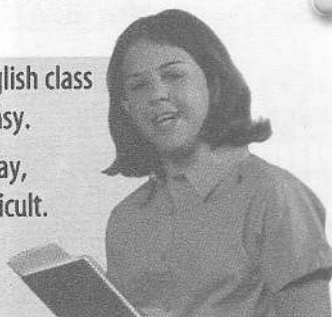
I have computer lab **on** Thursday.
My computer lab is **at** 9:25.

A Nicole talks about her class schedule. Listen and practice.

This is my school schedule. I have English class every day at 8:30. I think English is easy.

I have history class at 12:10 on Monday, Wednesday, and Friday. History is difficult.

My favorite day is Thursday. I have computer lab at 9:25. It's great!



B Look at Nicole's class schedule in Exercise 2 above. Complete the sentences with the day and time. Then listen and check.

- Nicole's health class is on Tuesday at 10:20.
- Nicole has science lab _____.
- Her geography class is _____.
- She has Spanish class _____.
- Her language lab is _____.

4 Speaking


What are your three favorite classes at school? When are they? Tell your classmates.

I think math is great. I have math class on Tuesday at 1:00. I think ...


1 Vocabulary

 A Look at the Spring Day poster. Listen and practice.


Kent International School
Spring Day *Food, fun, games, and more!*




Spelling Contest 9:00 a.m. / nine o'clock




Fashion Show 10:15 a.m. / a quarter after ten




Bicycle Race 11:20 a.m. / twenty after eleven



Picnic 12:00 p.m. / noon



Band Concert 1:45 p.m. / a quarter to two



Soccer Game 3:30 p.m. / half past three

B What time are the events? Complete the sentences.

- The _____ is at a quarter after ten.
- The picnic is at _____.
- The soccer game is at _____.

2 Language focus

What time . . . ?

What time is it now?

It's 9:05. (It's nine-oh-five.)

It's five (minutes) after nine.

What time is the spelling contest?

It's at nine (o'clock).

- A Yoshi and Paulo are at Spring Day.**
Listen and practice.

Yoshi Are you excited about Spring Day?

Paulo Yes, I am. I'm in the spelling contest and the soccer game.

Yoshi Uh, what time is the spelling contest?

Paulo It's at nine o'clock.

What time is it now?

Yoshi It's five minutes after nine.

Paulo Oh, no! I'm already late.

- B It's Spring Day at another International School. Write questions and answers. Then listen and check.**

1. (bicycle race) *What time is the bicycle race?*

(10:15) *It's at a quarter after ten.*

2. (fashion show) _____

(3:30) _____

3. (band concert) _____

(12:20) _____

4. (picnic) _____

(1:15) _____











5. (soccer game) _____

(2:45) _____



3 Listening

- What time is it now? Listen and check (✓) the correct time.

<p>1. <input checked="" type="checkbox"/> </p> <p><input type="checkbox"/> </p>	<p>2. <input type="checkbox"/> </p> <p><input type="checkbox"/> </p>	<p>3. <input type="checkbox"/> </p> <p><input type="checkbox"/> </p>	<p>4. <input type="checkbox"/> </p> <p><input type="checkbox"/> </p>	<p>5. <input type="checkbox"/> </p> <p><input type="checkbox"/> </p>
---	--	--	--	--

Get Connected

UNIT 6


Read

A Read the information quickly. Check (✓) the times you find.

- 12:30 3:30 9:15
 9:00 3:15 12:30

Welcome to Kiowa U!

Every summer, kids (ages 7–16) from around the world go to Kiowa U in Denton, Texas. At Kiowa U, there are cool classes in **3D animation, fashion design, cooking** – and a lot of other classes, too. Is Kiowa U a school? No, it's a **summer camp!**



What time are classes every day? Well, students have their first class at 9:00 a.m., and they have lunch at 12:30 p.m. They have other classes at 3:15 p.m. – soccer, basketball, **juggling** . . . At 7:00 p.m., students go to the movies, go bowling, play games, have talent shows . . . It's everybody's favorite time of day.

Are there any classrooms at Kiowa U? Yes, there are, and there are also computer labs, a gym, a swimming pool, and sports fields. Kiowa U has a lot of things. It's great!



Go to page 124 for the Vocabulary Practice.

B  Read the article slowly. Check your answers in Part A.

C Answer the questions.


1. Are there cool classes at Kiowa U? *Yes, there are.* _____
2. Is Kiowa U a summer camp? _____
3. What time is the first class every day? _____
4. What time is lunch? _____
5. Are there computer labs and sports fields at Kiowa U? _____

What time is the game?

Listen

A Elsa and Chris talk about summer camp. Listen and write *True* or *False*. Then correct the false statements.

1. Chris is excited about summer camp. *False.* Chris isn't excited about summer camp.
2. Chris has science class at 10:00. _____
3. Chris has P.E. at summer camp. _____
4. There's a gym at Chris's summer camp. _____
5. The basketball game is at 3:30 on Saturday. _____
6. The picnic is at noon on Saturday. _____



B Complete the statements so they are true for you.

1. I think summer camp is _____.
2. I think math and English classes in the summer are _____.
3. I think basketball is _____.
4. I think picnics with friends are _____.

Your turn

Write

A Think about your dream summer camp. Answer the questions about it.

1. What's the name of your summer camp? _____
2. Where is it? _____
3. What's at the camp? A swimming pool? A sports field? A computer lab? _____

4. What's the schedule every day? _____

B Write about your dream summer camp. Use the answers in Part A to help you.

The name of my summer camp is _____

Language chart review

There's / There are

There's a nice library in my neighborhood.
There are two athletic fields at my school.

There's no library in my neighborhood.
There are no athletic fields at my school.

Is there a / Are there any . . . ?

Is there a park in your neighborhood?
Yes, there is.
No, there isn't.

Are there any restaurants in your neighborhood?
Yes, there are.
No, there aren't.

There's = There is isn't = is not aren't = are not

A Complete the e-mails with *there's*, *there are*, *there's no*, and *there are no*.

From: Claudia

Hi, Terri!


Here's a picture of my city – Rio de Janeiro, Brazil. There are many interesting places here. Rio has a lot of beaches. My favorite beach is Copacabana Beach. _____ a famous mountain here, too. It's Sugar Loaf. _____ a theater downtown. It's the Municipal Theater. _____ many concerts at the theater. The National Museum of Fine Arts is famous. It's a great city. I love it!
Come visit me soon!
Claudia



From: Terri

Dear Claudia,

Thanks for your e-mail. Rio is beautiful. My town is very small. _____ museum here. _____ beaches here. _____ a theater. _____ two restaurants and an Internet café. My town is a little boring, but I like it a lot!
Bye!
Terri



B Write questions and answers about Terri's town.

1. (a museum) Q: Is there a museum? A: No, there isn't.
2. (a café) Q: _____ A: _____
3. (any beaches) Q: _____ A: _____
4. (any restaurants) Q: _____ A: _____

Language chart review

What time . . . ?	on / at
What time is it? It's ten forty-five.	I have art on Tuesday. Lunch is at 11:15.
What time is the concert? It's at six.	There's a soccer game on Monday at 5:00.

C Write questions to complete the conversation.

Sandra Is there a volleyball game tonight?

Tyler Yes, there is. There's a volleyball game in the gym.

Sandra _____ ?


Tyler It's at 10:00.

Sandra _____ ?


Tyler. Hmm . . . It's 9:45, now.

Sandra Let's hurry!

D Look at the posters and write sentences.




1. There's a concert on Tuesday
at eight o'clock.



2. _____



3. _____



4. _____

Go to page 131
for the
Theme Project.

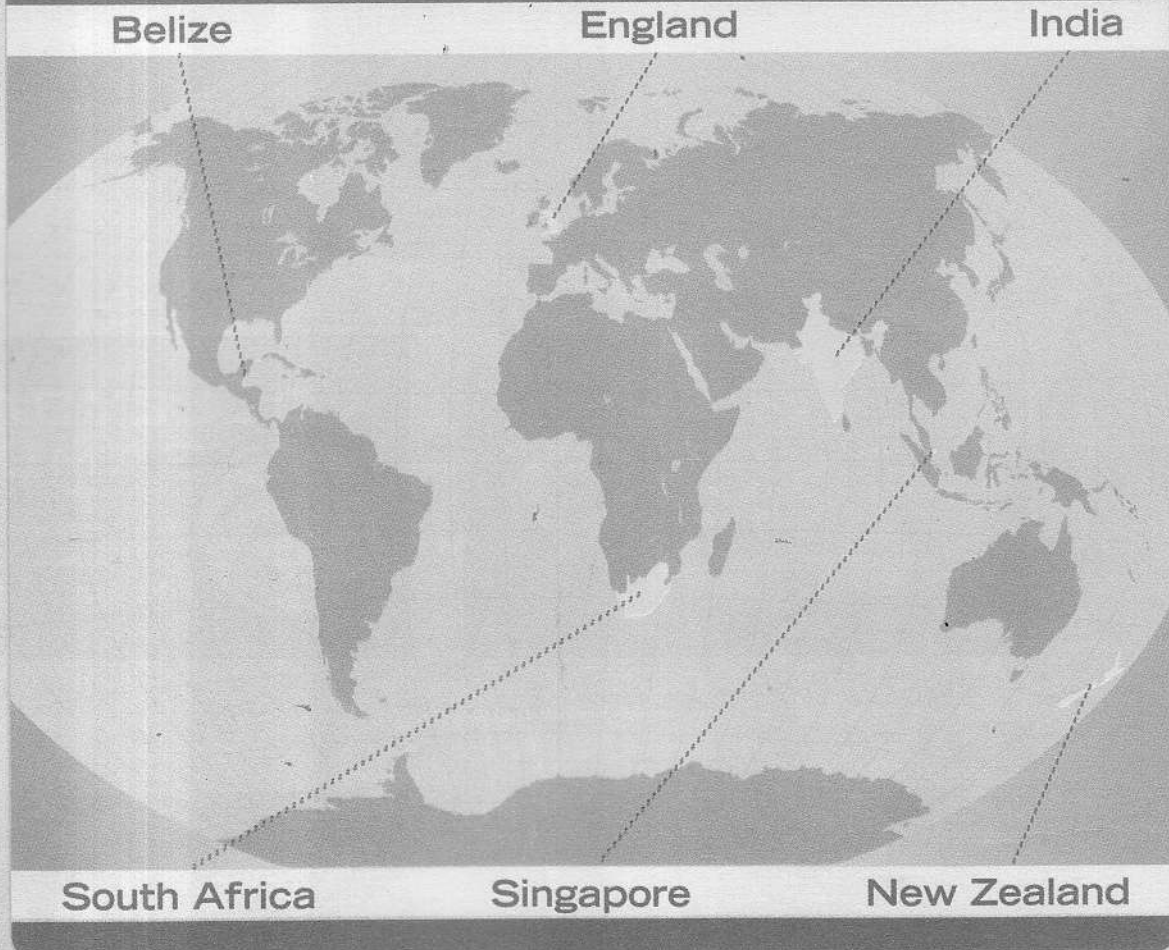
People and countries

1 Vocabulary

A English is an official language in over 50 countries. Here are some of the countries. Listen and practice.

English Around the World

They speak English in ...



B Hannah's parents talk about a world vacation. Listen. Number the countries in the order that the family will visit them.

Canada

India

Belize

South Africa

England

New Zealand

Singapore

1 the United States

2 Language focus

A Hannah shows her vacation photos to Mark.
Listen and practice.

Hannah Here I am with Tom and Bruce.

Mark Are they from England?

Hannah No, they aren't. They're from New Zealand.

Mark Wow! Look at this photo. These girls are very pretty! Are they from Singapore?

Hannah Yes, they are. They have e-mail! I can introduce you.

Mark Great! And this boy? Is he from Singapore, too?

Hannah No, he isn't. He's from India. His name is Ravi. And this is his friend, Usha.

Mark Is she from India, too?

Hannah Yes, she is.

Mark Wow! You have a lot of new friends!

Hannah Yes, and they all speak English!

is / isn't; are / aren't in short answers

Is she from India? Yes, she **is**.

Is he from Singapore? No, he **isn't**.

Are they from Singapore? Yes, they **are**.

Are they from New Zealand? No, they **aren't**.

isn't = is not aren't = are not



B Look at Part A. Answer the questions. Then listen and check.

1. Are Tom and Bruce from Canada? No, they aren't.
2. Is Ravi from India? _____
3. Is Usha from Singapore? _____
4. Are the girls from England? _____
5. Are the girls from Singapore? _____

3 Speaking

Complete the sentences with names of places.

A classmate guesses the places.

He's from New Zealand.

He's from _____.

She's from _____.

They're from _____.

Classmate Is he from Belize?

You No, he isn't.

Classmate Is he from New Zealand?


You Yes, he is.

1 Vocabulary

A Take the Internet quiz. Match the photos to the correct texts. Then listen and practice.


www.starsstarsstars.ce

1




Alessandra Ambrosio

2



Hiroki Kuroda

3



Yao Ming

4



Emma Watson

International Stars Quiz

Who are these stars? Take the quiz and see what you know.

- He's on an **American** basketball team, but he's from China.
- He's a famous **Japanese** baseball player. Baseball is popular in Japan.
- She's a **British** actor. I think she's great!
- This model is **Brazilian**. She's really pretty.

B Complete the chart with the words in the box. Then listen and practice.

- American
 Brazilian
 Canadian
 Japanese
 Peruvian
 South Korean
 Australian
 British
 French
 Mexican
 Puerto Rican
 Spanish

Place	Nationality	Place	Nationality
1. the United States	<i>American</i>	7. South Korea	_____
2. Japan	_____	8. Australia	_____
3. Brazil	_____	9. Puerto Rico	_____
4. Spain	_____	10. Peru	_____
5. England	_____	11. Mexico	_____
6. France	_____	12. Canada	_____

2 Pronunciation Syllable stress

Listen. Underline the stressed part of each word. Then listen again and practice.

1. Ca na di an
2. Mex i can
3. Ko re an
4. Pe ru vi an
5. Bri tish
6. Jap a nese
7. A mer i can
8. Span ish
9. Puer to Ri can
10. Bra zil ian
11. Aus tral ian
12. Co lom bi an

3 Language focus


isn't / aren't in statements


He **isn't** American.
His movies **aren't** all in English.

Complete the quiz with *isn't* or *aren't*.
Who are these stars? Listen and check.

www.starsstarsstars.ce

International Stars Quiz

5  This actor is famous in the U.S., but he isn't American. He's Mexican. His movies aren't all in English. Some of his movies are in Spanish. His movies usually aren't funny. They're serious. Who is he?

6  This star _____ Peruvian. She's _____ American, and her parents are from Puerto Rico. She's a singer and an actor. A lot of her movies _____ serious. They're funny. Her fans _____ all from the U.S. They're from around the world! Who is she?


4 Speaking

Make false statements about stars to a classmate.
Your classmate corrects them.

You Yao Ming is British.
Classmate He isn't British. He's Chinese.

1 Language check

A Number the sentences in the correct order.



- ___ **Jake** No, they aren't. They're from Peru. But their mother – my aunt – isn't Peruvian.
- 1 **Jake** Look at this picture of my cousins.
- ___ **Luisa** Yeah. But my father and I aren't Japanese. We're Canadian.
- ___ **Jake** And I'm Canadian, too!
- ___ **Luisa** Are they from Canada?
- ___ **Luisa** Really? Is she Colombian?
- ___ **Jake** Wow! That's interesting.
- ___ **Luisa** Really? My mother is Japanese.
- ___ **Jake** No, she isn't. She's Japanese.

B Look at Part A. Answer the questions.

1. Are Jake's cousins from Peru?

Yes, they are.

2. Is Jake's aunt Canadian?

3. Is Luisa's mother Japanese?

4. Are Luisa and her father Japanese?

5. Is Jake Canadian?

C Look at Jenny's e-mail address book. Then correct the sentences below.

Full name	City / Place	E-mail address
Amanda Dart	Sydney, Australia	adat@prest
Mike Maynard	Montreal, Canada	mmaynard@
Emiko Koga	Kyoto, Japan	koga@iscor
Jack Crowe	Melbourne, Australia	jackc@pris
Juan Rivera	Acapulco, Mexico	jriversa@yali
Peter Stockwell	Vancouver, Canada	Pstock3@ci
Claudia Ferreira	São Paulo, Brazil	claferr@spe

- Emiko is Canadian. *She isn't Canadian. She's Japanese.*
- Melbourne and Sydney are in Japan. *They aren't ...*
- Claudia is from Mexico.
- Juan and Amanda are from Canada.
- Peter is American.
- Kyoto is in Brazil.
- Montreal and Vancouver are in the United States.

D Now check your answers with a classmate.


Is Emiko Canadian?

No, she isn't. She's Japanese.

2 Listening

A Paulo talks about his e-pals. Listen and check (✓) their nationalities.

- | | | |
|----------------------|---------------------------------------|---------------------------------------|
| 1. Lee | <input type="checkbox"/> South Korean | <input type="checkbox"/> Puerto Rican |
| 2. Ashley and Helen | <input type="checkbox"/> Australian | <input type="checkbox"/> British |
| 3. Alberto | <input type="checkbox"/> Peruvian | <input type="checkbox"/> Mexican |
| 4. Angela and Hector | <input type="checkbox"/> American | <input type="checkbox"/> Spanish |



B Compare answers with a classmate.

Lee is

That's right.

Go to page 120 for the Game.

1 Vocabulary

A Listen and practice the months of the year.


January February March April May June July
August September October November December

B When are these holidays in the U.S.? Complete the sentences with the months below. Then listen and practice.

February May June July November December



Mother's Day is in May.



Thanksgiving is in _____.



Valentine's Day is in _____.



Father's Day is in _____.



Independence Day is in _____.



New Year's Eve is in _____.

C Talk about your favorite holiday with a classmate.

You What's your favorite holiday?

Classmate It's It's in What's your favorite holiday?

You It's It's in

2 Language focus

- A** Jenny chats with her e-pal, José.
Listen and practice.

Chat with José

José: Jenny, are you online?
 Jenny: Yes, I am. How are you, José?
 José: I'm great. It's Independence Day in Mexico today. It's a holiday – no school. Yay!
 Jenny: Wow, you're lucky. I'm at school right now.
 José: When is Independence Day in the U.S.?
 Jenny: It's in July. It's my favorite holiday.

When is...?

When is Independence Day?
It's in July.



- B** Look at Exercise 1B. Write four questions about holidays in the U.S. Then ask and answer the questions.

When is New Year's Eve?

1. _____
2. _____
3. _____
4. _____

When is New Year's Eve?

It's in December.

3 Listening

- A** When are these holidays? Listen and match the two parts of each sentence.

- | | |
|---|---------------|
| 1. Independence Day in Mexico is in _____ | a. January. |
| 2. Thanksgiving Day in Canada is in _____ | b. May. |
| 3. Children's Day in Japan is in _____ | c. September. |
| 4. Australia Day is in _____ | d. October. |

- B** Ask and answer questions about holidays in your country.

When is Carnival in Brazil?

It's in February or March.

1 Vocabulary

A Look at the calendar. Listen and practice the numbers.

March						
Sunday	Monday	Tuesday	Wednesday	Thursday	Friday	Saturday
1st first	2nd second	3rd third	4th fourth	5th fifth	6th sixth	7th seventh
8th eighth	9th ninth	10th tenth	11th eleventh	12th twelfth	13th thirteenth	14th fourteenth
15th fifteenth	16th sixteenth	17th seventeenth	18th eighteenth	19th nineteenth	20th twentieth	21st twenty-first
22nd twenty-second	23rd twenty-third	24th twenty-fourth	25th twenty-fifth	26th twenty-sixth	27th twenty-seventh	28th twenty-eighth
29th twenty-ninth	30th thirtieth	31st thirty-first				

B Say these dates. Then listen and practice.

January 1st

February 22nd

March 13th

April 5th

May 17th

June 11th

July 3rd

August 12th

September 9th

October 31st


November 18th

December 24th

2 Listening

Paulo and Nicole make a list of birthdays. Listen and complete the chart.

Name	Birthday
Sandra	<i>September twelfth</i>
Jenny	
Tyler	
Yoshi	
Nicole	
Paulo	



3 Language focus

in/on

The first day of school is **in September**.

My best friend's birthday is **on September 28th**.

A Daryl and Kimberly are e-pals. They write about their favorite months. Listen and practice.



Daryl
Dallas, U.S.

The first day of school is in September. And my best friend's birthday is on September 28th. He has great parties. I'm always happy in September.

My favorite month is December. The last day of school is on December 22nd. My birthday is on December 31st. There are a lot of holidays in December, too.



Kimberly
Auckland, New Zealand

B Complete the sentences with *in* or *on*. For items 5 and 6, use your own information. Then listen and check.

1. There are a lot of holidays in November.
2. Valentine's Day is on February 14th.
3. Father's Day is on June.
4. Independence Day in the U.S. is on July 4th.
5. My last day of school is _____.
6. My best friend's birthday is _____.



4 Speaking

Ask four classmates about their birthdays. Then complete the chart.

You When's your birthday?

Classmate It's on

Classmate	Birthday

Get Connected

UNIT 7

Read

A Read the article quickly. Check (✓) the statements that are true.

- 1. It's everyone's birthday on the first day of the New Year's celebration in Thailand.
- 2. Children throw water out the window on New Year's Eve in Puerto Rico.
- 3. The famous New Year's ball goes down in Times Square on New Year's Eve.


New Year's Fun Around the World

The New Year's holiday is **important** around the world. There are some interesting **celebrations**, but they aren't only on January 1.

In Vietnam, the New Year's celebration is in February and everyone's birthday is on the first day of that celebration! Children **receive** money from their families and good friends. The money is very lucky.

In Thailand, the New Year's celebration is on April 15. Everyone **throws** water on their friends for good luck. Puerto Rican children throw water, too. They throw it out the **window** at 12:00 a.m. on New Year's Eve (December 31). It's really fun – and lucky!

On New Year's Eve, a lot of people in the U.S. watch the famous New Year's ball go down in Times Square in New York City. It's really cool! When is the New Year's holiday in your country?



Go to page 125 for the Vocabulary Practice.

B Read the article slowly. Check your answers in Part A.

C Answer the questions.

1. When is everyone's birthday in Vietnam? Everyone's birthday is in February.
2. What's lucky for children in Vietnam to receive on New Year's? _____
3. When is the New Year's celebration in Thailand? _____
4. In Puerto Rico, when is it lucky to throw water out the window? _____
5. Where's the famous New Year's ball in the U.S.? _____

It's in January or February.

Listen

A  Andy and Kim talk about holidays. Listen and answer the questions.

1. Is Ming Chinese? Yes, he is.
2. When is Chinese New Year? _____
3. Is Ming excited? _____
4. What's Kim's favorite day? _____
5. What time is the party? _____



B Complete the sentences so they are true for you.

1. I think New Year's Day is _____ in my country.
2. I think Valentine's Day is _____.
3. Birthday parties are _____.
4. Holidays with families and friends are _____.

Your turn

Write

A Complete the chart about holidays in your country.

	When is it?	What's the holiday like?
What's an important holiday? _____		
What's your favorite holiday? _____		
What's a boring holiday? _____		

B Write about the three holidays. Use the chart in Part A to help you.

_____ is a very important holiday in my country.
It's on / in _____

Language chart review

<i>isn't / aren't</i> in statements	<i>isn't / aren't</i> in short answers	Questions with <i>when</i> <i>in / on</i>
She isn't American. They aren't French.	Is she American? Yes, she is . No, she isn't . Are they Peruvian? Yes, they are . No, they aren't .	When is Bobby's birthday? It's in June. It's on June 2nd.

A Read the article. Then answer the questions.

Hee-Seop Choi – baseball player
Country: South Korea
Birthday: March 19, 1979
First American team: The Chicago Cubs (2003)

Shakira – singer
Country: Colombia
Birthday: February 2, 1977
First album: *Magia* (1991)

Vinicius de Oliveira – actor
Country: Brazil
Birthday: June 7, 1985
First movie: *Central Station* (1998)

Marion Cotillard – actor
Country: France
Birthday: September 30, 1975
First awards: The Golden Globe and the Academy Award (2008)

Abigail Breslin – actor
Country: United States
Birthday: April 14, 1996
First movie: *Signs* (2002)

1. Is Shakira from Brazil? *No, she isn't.* _____
2. Is Hee-Seop a soccer player? _____
3. Are Abigail and Marion actors? _____
4. Is Vinicius Brazilian? _____
5. Are Shakira and Marion's birthdays in August? _____
6. Is Vinicius's birthday in June? _____

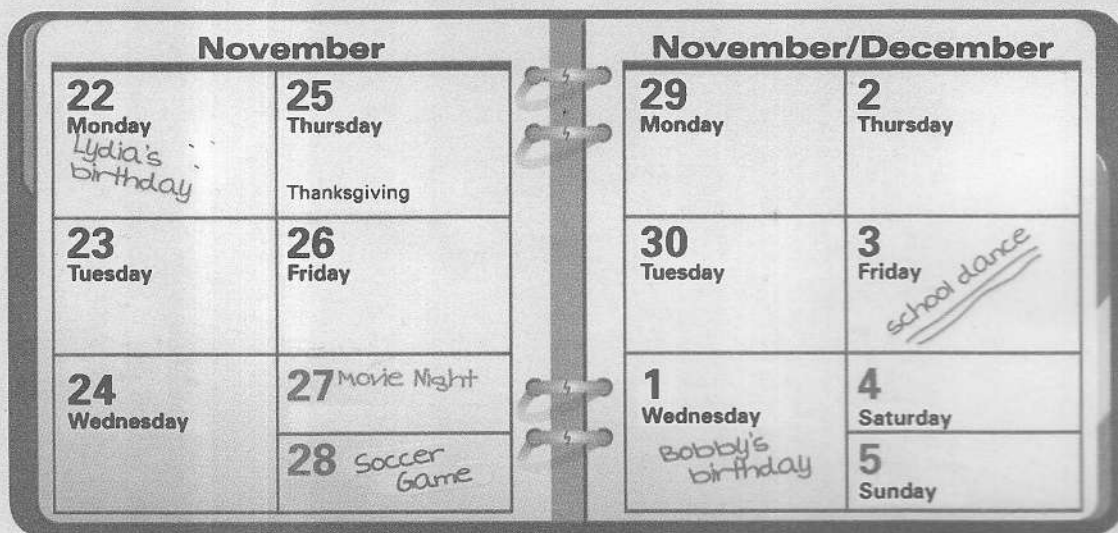
B Look at Part A. Write about two people.

Shakira is a singer. She's Colombian.

Her birthday is on February 2nd.

1. _____
2. _____

C Look at Pauline's calendar. Write a question for each answer.



1. Q: *When is the school dance?* A: It's on December 3rd.
2. Q: _____ A: It's on November 25th.
3. Q: _____ A: It's on November 27th.
4. Q: _____ A: It's on December 1st.

D Look at Pauline's calendar again. Correct the sentences with isn't and aren't. Spell out the numbers.

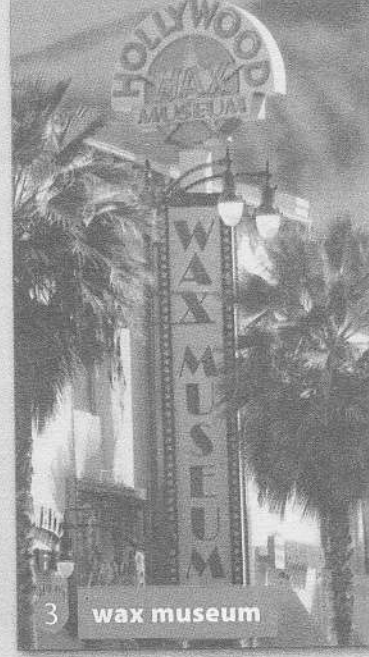
1. Lydia's birthday is on November 23rd. *Lydia's birthday isn't on November twenty-third. It's on November twenty-second.*
2. The soccer game and movie night are in December. _____
3. Movie night is November 28th. _____
4. The school dance is on December 1st. _____
5. Bobby's birthday is in November. _____

Go to page 132 for the Theme Project.

Favorite places

1 Vocabulary

A These are three students' favorite places. Match the photos to the correct texts. Then listen and practice.



This place is in Singapore. It's interesting. It's not boring. There are animals from around the world here. There are kangaroos from Australia in this place.

This place is in Los Angeles. It's fun, but it's always crowded. There are wax models of famous actors. There's even a model of Harrison Ford as Indiana Jones.

This place is in Mazatlán, Mexico. It's beautiful. It's really exciting, too. It's my favorite place for a vacation.

B Read the words. What places do you think of? Complete the chart and then tell your classmates.

Word	Place	Word	Place
beautiful	<i>Ipanema Beach</i>	interesting	_____
boring	_____	crowded	_____
exciting	_____	fun	_____

Ipanema Beach is beautiful.

2 Language focus

What's it like?

What's it like?

It's fun.

- A** Tyler and Yoshi talk about their favorite places. Listen and practice.

Tyler What's your favorite place in Tokyo, Yoshi?

Yoshi It's Odaiba.

Tyler What's it like?

Yoshi It's fun. There are a lot of things there. There are beaches, parks, stores, and museums. Joypolis Park is also there.

Tyler What's it like?

Yoshi It's great. It has a lot of video games.

- B** Complete the conversation. Listen and check. Then practice.

Tyler I like New York a lot.

Yoshi _____

Tyler It's big and exciting. I like the Empire State Building, too.

Yoshi _____

Tyler It's really beautiful. And there's an observatory on the 102nd floor.

- C** Ask a classmate about a favorite place in your town or city.

A What's your favorite place in ?

B It's


A What's it like?

B It's

3 Listening

- Jenny, Paulo, and Sandra talk to Tyler about a museum. What's it like? Listen and check (✓) the correct words.**

	Beautiful	Interesting	Exciting	Fun	Crowded	Boring
Jenny	<input checked="" type="checkbox"/>	<input type="checkbox"/>	<input checked="" type="checkbox"/>	<input type="checkbox"/>	<input type="checkbox"/>	<input type="checkbox"/>
Paulo	<input type="checkbox"/>	<input type="checkbox"/>	<input type="checkbox"/>	<input type="checkbox"/>	<input type="checkbox"/>	<input type="checkbox"/>
Sandra	<input type="checkbox"/>	<input type="checkbox"/>	<input type="checkbox"/>	<input type="checkbox"/>	<input type="checkbox"/>	<input type="checkbox"/>



1 Vocabulary

- A** There is a talent show at Kent International School. Look at the bulletin board. Label the photos with the words in the box. Then listen and practice.

- dance play Ping-Pong sing
 draw play the guitar skateboard

Enter the Talent Show! ★

1



play Ping-Pong

2



3



4



5



6



- B** Who in your class can enter the talent show? Write one name for each category.

Category	Name	Category	Name
dance	_____	sing	_____
play the guitar	_____	play Ping-Pong	_____
draw	_____	skateboard	_____

2 Language focus

A Paulo and Sandra talk about the talent show. Listen and practice.

Paulo Look! There's a talent show on Sunday. Let's enter.

Sandra Um . . . no, thanks.

Paulo Oh, come on. I can play the guitar. I can't sing. Can you sing?

Sandra No, I can't. I can't sing at all.

Paulo Can you dance?

Sandra Yes, I can. But . . .

Paulo So, let's enter the show.

Sandra You and me? You're kidding! I'm too shy.

can / can't


I can dance. She can't sing.

Can you dance? Can she sing?

Yes, I can. No, she can't.

Use *can* for all subjects:

I, you, he, she, we, they



B Write two things Paulo and Sandra can and can't do. Then listen and check.

1. Paulo _____
2. Paulo _____
3. Sandra _____
4. Sandra _____

3 Speaking

Read the survey. Write questions 4 and 5. Complete the survey for yourself. Then ask a classmate the questions.

What can you do?	You		Your classmate	
	Yes	No	Yes	No
1. Can you skateboard?				
2. Can you draw?				
3. Can you play Ping-Pong?				
4. _____				
5. _____				

Can you skateboard?

Yes, I can.

No, I can't.

4 Pronunciation *can* and *can't*

A Listen to the pronunciation of *can* and *can't*.

He can sing. He can't dance.

B Listen and check (✓) *can* or *can't*. Then listen again and practice.


- | | | | | |
|---------------------------------|---------------------------------|---------------------------------|---------------------------------|---------------------------------|
| 1. <input type="checkbox"/> can | 2. <input type="checkbox"/> can | 3. <input type="checkbox"/> can | 4. <input type="checkbox"/> can | 5. <input type="checkbox"/> can |
| <input type="checkbox"/> can't | <input type="checkbox"/> can't | <input type="checkbox"/> can't | <input type="checkbox"/> can't | <input type="checkbox"/> can't |

1 Language check

A Write a question and answer for each picture.



1. *Can she sing?*
No, she can't.



2. _____



3. _____



4. _____

B Match the questions to the answers.

- | | |
|---|---|
| 1. What's your home like? <u> b </u> | a. She's fun and really friendly. |
| 2. Can you swim? _____ | b. It's nice. It has four bedrooms. |
| 3. What's your best friend like? _____ | c. Yes, I can. It's really fun! |
| 4. Is your English class interesting? _____ | d. Yes, it is. And my teacher is nice, too. |
| 5. What's your country like? _____ | e. No, she can't. But she can play tennis. |
| 6. Can your teacher play soccer? _____ | f. It's beautiful. But some places are crowded. |


C Now ask and answer the questions in Part B. Give your own information.

What's your home like?

It's.....

D What's each place like? Write sentences about the places.


- | | | |
|------------------------------------|-----------------------------------|---|
| <input type="checkbox"/> beautiful | <input type="checkbox"/> crowded | <input checked="" type="checkbox"/> fun |
| <input type="checkbox"/> boring | <input type="checkbox"/> exciting | <input type="checkbox"/> interesting |



Ipanema Beach

Q: What's it like?

A: *It's fun.*



Paris, France

Q: What's it like?

A: _____



New York City

Q: What's it like?


A: _____



Disney World

Q: _____

A: _____



The Museum of Modern Art

Q: _____

A: _____



the bus stop

Q: _____

A: _____

2 Listening

Listen to the conversations. Circle the correct answers.


1. He (can / can't) sing.
2. She (can / can't) dance.
3. He (can / can't) play Ping-Pong.
4. They (can / can't) draw.
5. She (can / can't) play the guitar.
6. They (can / can't) skateboard.

Go to page 121
for the
Game.

1 Vocabulary

A These three students want new school uniforms. Listen and write their names under the correct pictures.

Mateo Min George



B Listen and practice.

C Look at the colors. Listen and practice.



blue



white



green



pink



orange



red



black



brown



yellow



purple

D Look at Part A. Complete the descriptions of the school uniforms.

- Min's school uniform is a pink blouse, a blue skirt, black shoes, and a blue sweater.
- George's school uniform is a _____ shirt, a green _____, a _____ tie, and _____ pants.
- Mateo's school uniform is a _____ T-shirt, _____ shorts, yellow _____, and _____ sneakers.

adjective + noun

white blouse
black shoes

2 Language focus


What color is / are ... ?

What color is the shirt?

It's white.

What color are the pants?

They're blue.



A Charlie and Lucas talk about their new school uniform. Listen and practice.

Charlie Oh, wow! There's a new school uniform for next year.

Lucas Really? What's it like?

Charlie It's OK. There's a shirt, a jacket, and pants.

Lucas What color is the shirt?

Charlie It's white.

Lucas That's nice. What color are the pants?

Charlie They're blue.

Lucas And what color is the jacket?

Charlie It's purple.

Lucas Purple? Oh, no!

Charlie Lucas, I'm kidding. The jacket is blue, too.


B What is your dream uniform like? Complete the questions with *is* or *are*. Then answer the questions. Tell your classmates.

1. What color is the shirt? *It's orange.*
2. What color _____ the pants? _____
3. What color _____ the socks? _____
4. What color _____ the sweater? _____
5. What color _____ the shoes? _____

The shirt is orange. The pants are ...

3 Listening

A Four students talk on the radio about school fashion. Listen and number the pictures.



1 Vocabulary

A Read about students' favorite things. Match the photos to the correct sentences. Then listen and practice.

- | | |
|---|---|
| <input type="checkbox"/> My favorite music is rap. | <input type="checkbox"/> My favorite music is rock. |
| <input type="checkbox"/> My favorite school subject is biology. | <input type="checkbox"/> My favorite music is classical. |
| <input checked="" type="checkbox"/> My favorite food is pizza. | <input type="checkbox"/> My favorite school subject is Italian. |
| <input type="checkbox"/> My favorite food is hot dogs. | <input type="checkbox"/> My favorite food is hamburgers. |



B Complete these statements. Then tell your classmates.

My favorite music is _____.

My favorite school subject is _____.

My favorite food is _____.

My favorite music is ...

2 Language focus

love / like / don't like

I **love** rock music.

I **like** rap music.

I **don't like** classical music.

- A** What do Yoshi and Jenny like?
Listen and practice.



Yoshi

I'm a big music fan. I love rock music, and I like rap music. I can play the electric guitar. I don't like classical music. I think it's boring. My friends and I have a rock band. It's really cool.



Jenny

I love school! I really like all of my classes, and I like my teachers and my friends. The food in the cafeteria is great. There are hot dogs and hamburgers. There's one thing I don't like about school – the homework!

- B** What about you? Complete the statements with *love*, *like*, or *don't like*.
Then compare with a classmate.

- | | |
|-----------------------|-------------------------------------|
| 1. I _____ rap music. | 7. I _____ the first day of school. |
| 2. I _____ math. | 8. I _____ classical music. |
| 3. I _____ soccer. | 9. I _____ hot dogs. |
| 4. I _____ pizza. | 10. I _____ my first name. |
| 5. I _____ English. | 11. I _____ my city / town. |
| 6. I _____ the beach. | 12. I _____ my school. |

I love rap music. I think it's cool.

I don't like rap music. I think it's boring.

3 Listening

- Nicole** talks about her favorite things. Listen and check (✓) the correct things.

Sport

- volleyball
 tennis

Music

- rap
 rock

School subject

- art
 science

Food

- hamburgers
 pizza

Clothing

- jacket
 sneakers

Get Connected

UNIT 8

Read

A Read the article quickly. Write three things you can do at a New York City street fair.

1. _____
2. _____
3. _____

New York City Street Fairs


What are New York City street **fairs** like? Well, they're really fun. Some fairs are small **block** or neighborhood parties. But some fairs are really big – 30 city blocks long! There's great food, good music, and a lot of **shopping**.

So, is the shopping good? Yes! The shopping is awesome – and **cheap**. And there are some really nice things. You can **buy** bags, T-shirts, sneakers, CDs, toys – everything!

Are you a big music fan? At some street fairs, you can walk around and listen to music. There's rock, rap, and **jazz**, too!

And, there's a lot of good food, too – pizza, hot dogs, and ice cream. There's food from all around the world. You can eat Italian, Thai, Mexican, Chinese food, and more.

So, go to a street fair for an exciting time! It's crowded, but it's fun!



Go to page 12 for the Vocabulary Practice.

B  Read the article slowly. Check your answers in Part A.

C Are these statements true or false? Write *True* or *False*. Then correct the false statements.

1. All New York City street fairs are really big.
False. Some New York City street fairs are small.
2. You can buy a lot of really cool things there.

3. You can't listen to music at a street fair.

4. There's only American food at street fairs.

5. A street fair is exciting, fun, and crowded.

What's it like?

Listen



A Jessica and Ruben are talking about the school fair. Listen and answer the questions.



1. Is the school fair on Friday? No, it's on Saturday.
2. What's the school fair like? _____
3. Can Jessica juggle? _____
4. What colors are the school colors? _____
5. Can Ruben sing? _____

B What do you think? Write *I agree* or *I disagree* (don't agree).

1. School fairs are fun. _____
2. Talent shows are exciting. _____
3. Pizza, hot dogs, and hamburgers are healthy. _____
4. Races are cool. _____

Your turn

Write

A Answer the questions about a fair (or event) at your school, or in your neighborhood or city.

1. What's the name of the fair / event? _____
2. When is it? _____
3. Where is it? _____
4. What can you do there? _____
5. What's it like? _____

B Write about the fair or event. Use the answers in Part A to help you.

I really like the _____

Language chart review

<i>What's... like?</i>	<i>love/like/don't like</i>	<i>can/can't</i>
What's New York like? It's fun.	I love this town. I like the mall. I don't like my room.	I can sing. He can't sing. Can you sing? Yes, I can. / No, I can't. Can they play soccer? Yes, they can. / No, they can't.
<i>What color is/are...?</i>		
What color is Kate's sweater? It's blue.		
What color are Kate's shoes? They're black.		<i>can't = cannot</i>

A Amy meets Ivan. Complete the conversation with the sentences in the box. Write the letters in the boxes.

- | | |
|--|---|
| <input type="checkbox"/> a. I can play the guitar. I'm pretty good. | <input type="checkbox"/> d. No, I can't. I don't like baseball. Can you play? |
| <input type="checkbox"/> b. Well, I love soccer, but there are no soccer fields near here. | <input type="checkbox"/> e. It's great! The people are friendly, and there are a lot of beautiful places. |
| <input checked="" type="checkbox"/> c. Yes, I am. I'm Ivan. | <input type="checkbox"/> f. Yeah, it's interesting. But this town is boring. |

Amy Excuse me. Are you Jon's cousin from Mexico?

Ivan c

Amy Hi, I'm Amy. So, what's Mexico like?

Ivan

Amy Wow, that's cool! Do you like the U.S.?

Ivan

Amy Really? Why is it boring? I love our town.

Ivan

Amy Yeah, you're right. But there's a baseball field. Can you play baseball?

Ivan

Amy Yes, I can. I love baseball. So, what other things can you do?

Ivan

Amy Really? I can play the guitar, too.



D What do you think Ivan and Amy say? Circle the correct words.

Ivan

- I (like / don't like) the U.S.
- I (like / don't like) this town.
- I (can / can't) play baseball.

Amy

- I (can / can't) play baseball.
- I (like / don't like) this town.
- I (like / don't like) music.

C Look at the picture on page 112. What are Amy's clothes like? What are Ivan's clothes like? Circle the false sentences.

1. Ivan's pants are brown.
2. Amy's T-shirt is red.
3. Ivan's shirt is white.
4. Amy's skirt is blue.
5. Amy's shoes are green.
6. Ivan's sneakers are purple.
7. Amy's hat is blue.
8. Ivan's jacket is black.

D Now correct the false sentences in Part C.

1. Ivan's pants are black.
2. _____
3. _____
4. _____

E Write the questions or the answers about Andrea.

1. Q: What color is Andrea's blouse?
A: It's white.
2. Q: What color are Andrea's pants?
A: _____
3. Q: _____
A: It's green.
4. Q: What color is Andrea's sweater?
A: _____
5. Q: _____
A: They're pink.
6. Q: What color is Andrea's-hat?
A: _____

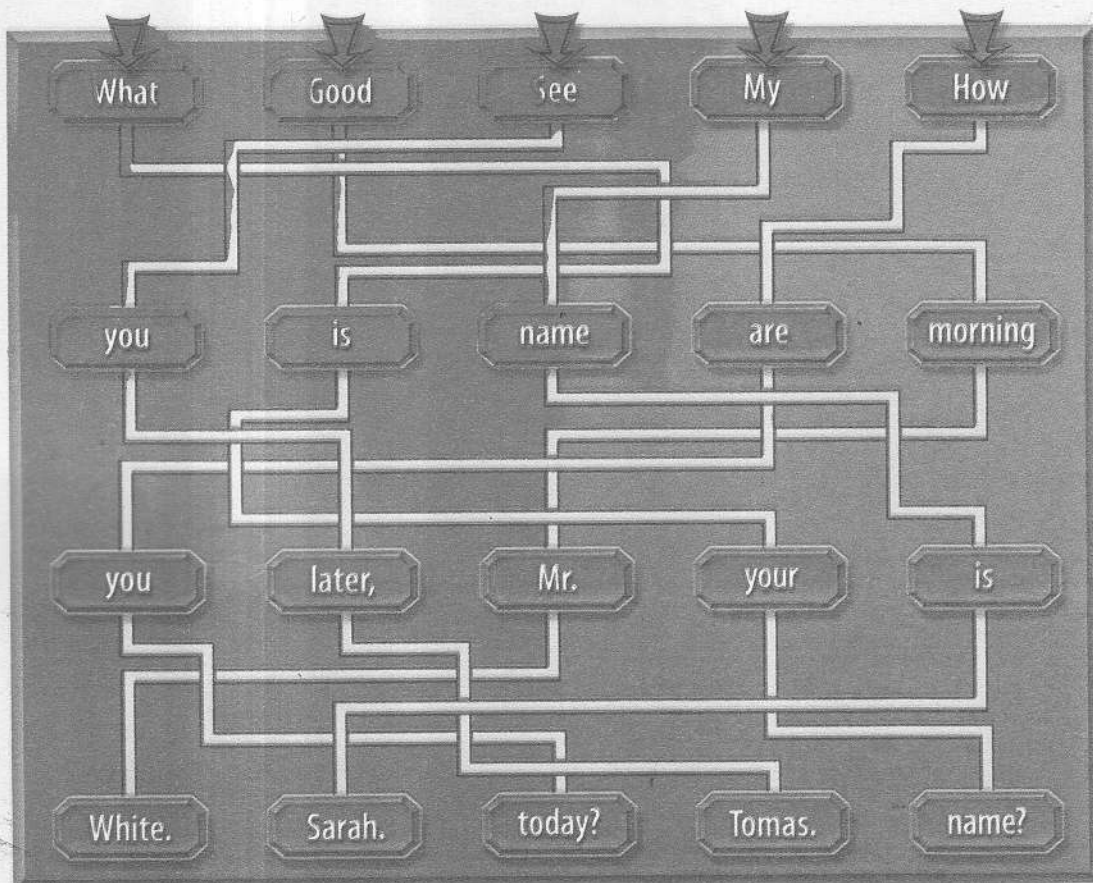


F Write questions beginning with *Can you*. Then answer the questions with your own information.

1. (sing) Q: Can you sing?
A: _____
2. (skateboard) Q: _____
A: _____
3. (draw people) Q: _____
A: _____
4. (play tennis) Q: _____
A: _____

Go to page 133 for the Theme Project.

A Connect the words in the maze to make five sentences.



B Complete the conversations with four sentences from Part A.

- A** _____

B Hello, Todd.
- A** _____

B Fine, thanks.
- A** _____

B Bye-bye.
- A** _____


B My name is Sarah.

C Now practice with a classmate. Use your own information.

What's your name?

My name is

Look at the pictures to complete the crossword.



Across

2. Mr. Armstrong is a great _____.
6. Josh is my _____.
7. Mike isn't a tennis player. He's a _____.
8. Tasha Reed is my favorite _____.

Down

1. Mr. Brooks isn't a science teacher. He's a _____.
3. Margie Frick is in good movies. She's my favorite _____.
4. My favorite song is *In the World*. The _____ is Daniela Ella.
5. Jackie is my _____. She's my science partner, too.

A What are these objects? Guess. Label each photo.

<p>1</p> <p>a computer</p>	<p>2</p>	<p>3</p>
<p>4</p>	<p>5</p>	<p>6</p>
<p>7</p>	<p>8</p>	<p>9</p>
<p>10</p>	<p>11</p>	<p>12</p>

B How many of your answers are correct? Compare with a classmate.

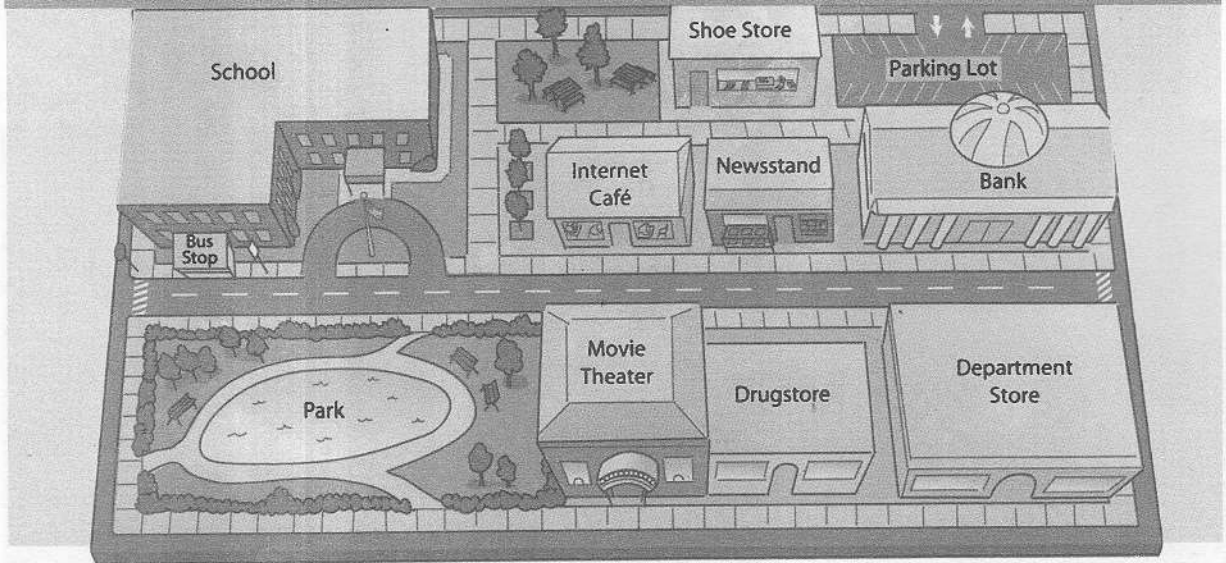
You What's this?

Classmate I think it's a computer.

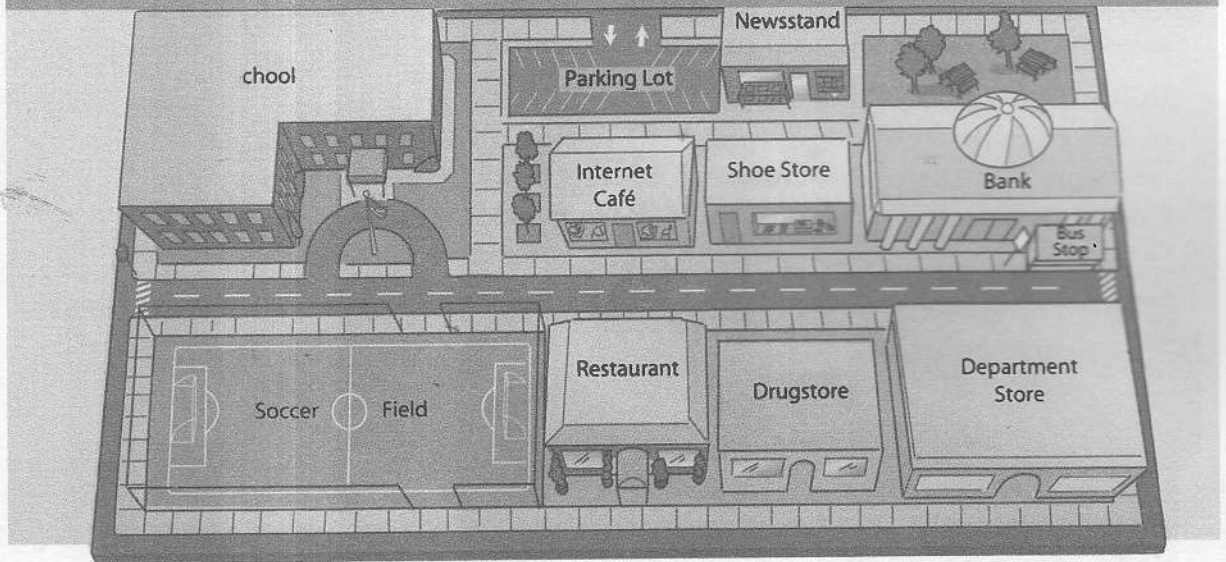
You I think it's a television.

How is Picture 2 different from Picture 1? Complete the chart.

Picture 1



Picture 2




Picture 1

- The bus stop is in front of the school.
- The school is across from the park.
- The parking lot is behind the bank.
- The newsstand is in front of the shoe store.
- The drugstore is between the movie theater and the department store.

Picture 2

The bus stop is in front of the bank.

Look at Ron's family tree. Who are the people in his family?




Play the game with a classmate. Use things in your bag as game markers. Use a coin to find out how many spaces to move. Heads = 1, Tails = 2.

Rules: Take turns. Flip a coin and move your marker to the correct space. Look at Ron's family tree and say who the person is. If your answer is not correct, you lose your next turn. The classmate who gets to FINISH first, wins.

Classmate 1 (coin landed on heads): *Barb is Ron's mother.*

Classmate 2 (coin landed on tails): *Harry is Ron's grandfather.*



Unit 6

Game Do you remember?


Look at the picture for one minute. Close your book.
Your teacher asks questions. What do you remember?

Teacher Are there any tables?

Team A Yes, there are.

Teacher Is there a tennis court?

Team B No, there isn't.



A Write the missing letters to make country names.

A u s t r a l i a

B _____ l

C _____ a

E _____ d

F _____ e

I _____ a

M _____ o

S _____ n

B Write the country names from Part A to complete the puzzle.

The crossword puzzle grid is shown with the following clues and images:

- 1**: Ancient stone ruins (Egypt)
- 2**: The Taj Mahal (India)
- 3**: The Eiffel Tower (France)
- 4**: Big Ben and London (UK)
- 5**: A snowy mountain range (Switzerland)
- 6**: A coastal city (Spain)
- 7**: A woman in a black dress dancing (Australia)
- 8**: Kangaroos (Australia)

The grid contains the following words:

- Across 1: A U S T R A L I A
- Across 2: E G Y P T
- Across 3: I N D I A
- Across 4: F R A N C E
- Across 5: S W I T Z E R L A N D
- Across 6: S P A I N
- Across 7: A U S T R A L I A
- Across 8: A U S T R A L I A

Game Can you ... ?

Play the game with a classmate. Use things in your bag as game markers.
Use a coin to find out how many spaces to move. Heads = 1, Tails = 2.

Rules:

- Take turns. Flip a coin and move to the correct space.
- Read the question. Can you do what it says?
 - ▶ Yes. Follow the green arrow and move ahead.
 - ◀ No. Follow the purple arrow and move back.
- On a "free space," ask a classmate any question. Keep your marker on that space until your next turn.
- The person who gets to FINISH first, wins.

START	<p>Can you name six months of the year?</p> <p>2 SPACES → ← 1 SPACE</p>	<p>Can you answer this question? <i>What time is it now?</i></p> <p>3 SPACES → ← GO BACK TO START.</p>	Take Another Turn!	<p>Can you complete this sentence? <i>My birthday is on _____.</i></p> <p>1 SPACE → ← 1 SPACE</p>
<p>Can you name five school subjects?</p> <p>3 SPACES → ← 4 SPACES</p>	Free Space!	<p>Can you say <i>hello</i> in three languages?</p> <p>1 SPACE → ← 4 SPACES</p>	<p>Can you name five rooms in a house?</p> <p>2 SPACES → ← 1 SPACE</p>	Free Space!
<p>Can you spell your partner's first and last names?</p> <p>2 SPACES → ← 2 SPACES</p>	<p>Can you say one thing you can do and one thing you can't do?</p> <p>1 SPACE → ← GO BACK TO START.</p>	Take Another Turn!	<p>Can you complete this sentence?</p> <p>3 SPACES → ← 1 SPACE</p>	<p>Can you say the days of the week?</p> <p>2 SPACES → ← GO BACK TO START.</p>
FINISH	<p>Can you answer this question? <i>What's your best friend like?</i></p> <p>1 SPACE → ← GO BACK TO START.</p>	<p>Can you count to 50 in one minute?</p> <p>2 SPACES → ← 5 SPACES</p>	Free Space!	<p>Can you name five nationalities?</p> <p>1 SPACE → ← 3 SPACES</p>

Get Connected Vocabulary Practice

Unit 1

Complete the sentences with the words in the box.

candy bar (n.) dog (n.) like (v.) music (n.) sushi (n.)



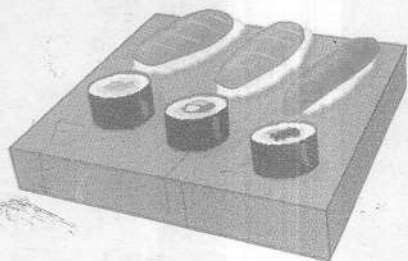
1. This is my
 dog , Max.



2. I _____ school.



3. That _____
 is great.



4. I like _____.



5. This is a great _____.

Unit 2

Complete the sentences with the words in the box.

funny (adj.) pineapple (n.) show (n.) sport (n.)

1. My favorite *sport* is tennis.
2. That cartoon is so _____.
3. My favorite _____ is on TV now.
4. This _____ is from Brazil. It's so good!

Unit 3

Complete the sentences with the words in the box.

- cat (n.) spider (n.) tree house (n.)
 smiles (v.) teenager (n.) virtual (adj.)

- Marc is 13. He's a teenager.
- It's not a dog – it's a _____.
- He has posters, a chair, and books in his _____.
- My friend's pet is weird. It's a _____.
- Look at this _____ room on my Web site. It's cool.
- She _____ a lot. She's very happy.

Unit 4

Match the sentences to the correct pictures.

- That bookstore is the biggest (adj.) one. c
- Paintball (n.) is really cool. _____
- Waterslides (n.) are fun. _____
- A jungle (n.) is interesting. _____
- Let's go to the amusement park (n.). _____



Unit 5

Complete the sentences with the words in the box.

- | | | |
|--|--|---|
| <input type="checkbox"/> different (adj.) | <input type="checkbox"/> lucky (adj.) | <input type="checkbox"/> run (v.) |
| <input type="checkbox"/> homeschooled (adj.) | <input type="checkbox"/> oldest (adj.) | <input checked="" type="checkbox"/> youngest (adj.) |

1. My little sister is the youngest child in my family.
2. I don't live with my grandparents. They live in a _____ city.
3. Let's _____ in the park together.
4. My friends and family are great! I'm so _____.
5. His mother is his teacher and his school is at home. He's _____.
6. My _____ cousin is 25. My youngest cousin is 5.

Unit 6

The underlined words belong in other sentences. Write the words where they belong.

1. Summer (n.) with tennis balls is really fun. Juggling
2. That famous model studies summer camp (n.). _____
3. There are juggling (n.) classes in the computer lab. _____
4. The 3D animation (n.) classes are in the school kitchen. _____
5. Fashion design (n.) is really cool. There are volleyball games, contests, art classes, talent shows, picnics, and more! _____
6. In cooking (n.), people go to the beach a lot. _____

Unit 7

Complete the sentences with the words in the box.

- celebrations (n.) receive (v.) windows (n.)
 important (adj.) throw (v.)

1. People receive a lot of cards and candy on Valentine's Day.
2. Thanksgiving is a very _____ holiday in America.
3. There are two big _____ in my bedroom.
4. On July 4th, there are many _____ in the U.S.
5. Kids think it is fun to _____ water at each other at the beach.

Unit 8

Complete the advertisement with the words in the box.

- blocks (n.) cheap (adj.) jazz (n.)
 buy (v.) Fair (n.) shopping (v.)

Come to the City Park Fair
this Saturday, May 5th! It's five city
_____ long! The _____
is great – there are T-shirts, CDs,
posters, and other things. You can
listen to rock and _____, too.
_____ your favorite foods –
they're _____, but good.
See you Saturday from 11:00 a.m.
to 4:00 p.m. for a fun day at the fair!



Theme Project: Make a personal information poster.


Theme: Relationships

Goal: To create stronger relationships in your classroom community

At Home

Read about Andréia.

My first name is Andréia. My last name is Lima. My nickname is Déia. My e-mail address is andreialima@school.net. My favorite subject is science.




Complete the sentence. Use your dictionary, if necessary.

My favorite school subject is _____.

Draw a picture or bring a photo of yourself to class.

In Class

 **Make a poster. Ask each other What's your ... ? Write the answers. Use the sample poster as a model.**

  **Choose a group leader. Present your poster to another group.**

This is Megumi.

Hi, Megumi.

Hello. This is my picture. My last name is Ohno. My nickname is Meg. My e-mail address is megumio@school.net. My favorite subject is math.


 **Display the posters in your classroom. Walk around and look at all of them. Who has an interesting nickname?**

Photo				
First name	Megumi	Andrew	Maria	Luciano de
Last name	Ohno	Smith	Valdez	Almeida
Nickname	Meg	Andy	Mari	Lú
E-mail address	megumio@school.net	andy.smith@school.net	mari@school.net	lucianolu@school.net
Favorite subject	math	English	social studies	science

Sample poster

Theme Project: Make a poster about two people who work at your school.

Theme: Citizenship

Goal: To become better acquainted with people in your school community

At Home

Read about Mr. Alvarez.

This is Mr. Alvarez. His first name is Pedro. He's a math teacher at my school. He's from Juarez. His favorite tennis player is Rafael Nadal.



Mr. Alvarez

Before Class

1 Talk to a worker at your school. Complete the chart. Use your dictionary, if necessary.

First name	Last name	Hometown	Job	Favorite

Draw a picture or bring a photo of the worker to class.

In Class

1 Look at all the people. Choose the two most interesting people.

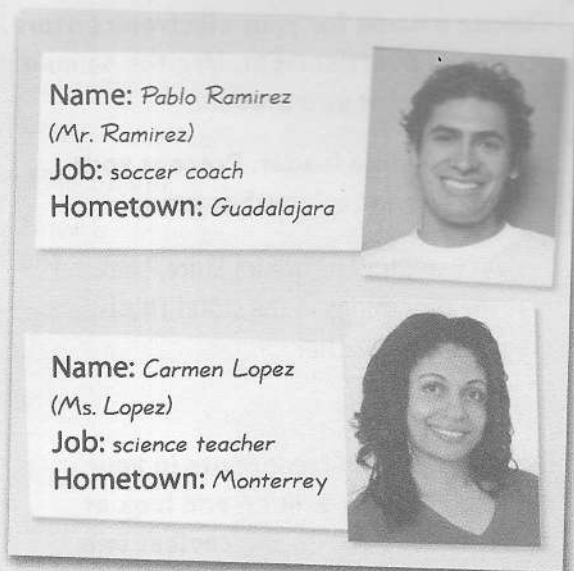
2 Make a poster. Use the sample poster as a model.

3 Choose a group leader. Present your poster to another group.

This is Mr. Ramirez. His first name is Pablo. He's a soccer coach. He's from Guadalajara. His favorite soccer player is Nery Castillo.

This is Ms. Lopez. Her first name is . . .

4 Display the posters in your classroom. Walk around and look at all of them. How many people do you know?



Sample poster

Theme Project: Make an advertisement for an electronics store.

Theme: Consumer awareness

Goal: To become aware of the powerful influence of advertising

At Home

Read about Paulo's favorite electronic things.

Look at my favorite electronic things. This is my laptop. It's new. This is my MP3 player. It's a radio, too. And this is my cell phone. Look! It's a camera, too. It's really cool.



Think of three electronic things. Write the names of the things. Use your dictionary, if necessary.

1. _____ 2. _____ 3. _____

Find advertisements for the three electronic things you wrote. Look in newspapers and magazines. Bring the advertisements to class.

In Class



Look at all the advertisements.

Choose five things. Choose the coolest advertisements for them.



Choose a name for your electronics store. Make an advertisement. Use the sample advertisement as a model.




Choose a group leader. Present your advertisement to another group.

This is Steph's Electronics Store. Look at the cool things in the store! This is an MP3 player. That's a . . .



Display the advertisements in your classroom. Walk around and look at all of them. Vote on the coolest one.



Sample store advertisement

Unit 4

Theme Project: Make a guide for visitors to your city.

Theme: Citizenship

Goal: To learn more about your city or town; to provide useful information for visitors

At Home

Read about John's hometown and his suggestions for visitors.

Welcome to my city – Chicago! Go to the John Hancock Tower. It's on Michigan Avenue. It's really tall. Go to the top – it's a great view. Water Tower Place is also on Michigan Avenue. It's a big mall. Have a sandwich there and do some shopping. My favorite bookstore is across from Water Tower Place. Read a magazine there and have a soda there. Let's go together sometime!



John Hancock Tower



Water Tower Place

What places in your city or town should a visitor know about? Complete the chart. Use your dictionary, if necessary.

Place: _____

Place: _____

Location: _____

Location: _____


Suggestion: _____



Suggestion: _____

Draw pictures or bring photos of the places to class.


In Class


 Look at all the places. Choose two places.

 Make a page for a guide on a piece of paper. Use the sample page as a model.

  Choose a group leader. Present your places to another group.

Go to Pike Place Market. It's on Pike Street. Have a sandwich and a soda there.

 Give your group's page to the teacher. The teacher staples together the pages. Pass around the guide. What is your favorite place? Why?



Sample guide page

Theme Project: Make a group photo album.

Themes: Relationships; multiculturalism

Goal: To create stronger relationships in your classroom community

At Home

Read about Tomoko's favorite relative.

My name is Tomoko Fuji. I have a lot of nice relatives. My favorite relative is my uncle. His name is Hiro. He's my mother's brother. He's 46. He's smart and really funny. I think he's handsome, too!



Hiro

Complete the chart about your favorite relative. Use your dictionary, if necessary.

Name	Age	Relationship	What's he / she like?

Draw a picture or bring a photo of your favorite relative to class.

In Class

1 Make a photo album page of your relative. Use the sample album page as a model.

2 Tell your group about your relative.

This is my cousin, Sofia. She's 21. She's tall and thin. She's really friendly. Sofia is my favorite relative.

3 Make a group photo album. Make a cover for your photo album. Then staple together all of your pages and the cover to make your album.

4 Choose a group leader. Present your photo album to another group.

5 Display the photo albums in your classroom. Walk around and look at all of them. Which person do you want to meet? Why?



Sample photo album page

Unit 6

Theme Project: Make a poster of a dream school ("cool school").

Theme: Citizenship

Goal: To learn to present an idea for an ideal school

At Home

Read about Kevin's ideas for his "cool school."

My cool school is great! There's an auditorium in the school. We have juggling class there. There's a football field in the school. We have marching band there. There's a computer lab in the school. We have Web design class there. I love my school!





Think of your "cool school." What facilities does it have? What classes does it have? Complete the chart. Use your dictionary, if necessary.



Facility	Class
1.	
2.	
3.	

Draw pictures or bring photos of the facilities to class.

In Class

 Choose three subjects for classes at your "cool school." Choose a facility to have each subject.

 Make a poster. Use the sample poster as a model.

  Choose a group leader. Present your poster to another group.

This is our "cool school." There is a media center in our school. We have film-making class there . . .

 Display the posters in your classroom. Walk around and look at all of them. Vote on the best "cool school."



Sample poster

Theme Project: Make an informational booklet about different countries.


Theme: Cultural diversity

Goal: To learn about different countries and cultures

At Home

Read about Kenya.

- Kenya is in Africa. There are mountains in Kenya. Mt. Kenya is a very famous mountain. There are lions, elephants, and other wild animals in Kenya.
- Kenyan people speak English and Swahili.
- Jamhuri is Kenyan Independence Day. It is on December 12th. There are parades and fireworks.
- Mercy Myra is a famous Kenyan. She's a singer.



Mount Kenya

Choose a country. Complete the chart. Use your dictionary, if necessary.

Country: _____	Important day: _____
Continent: _____	Famous person: _____
Language: _____	Other: _____

Draw pictures or bring photos of the country you chose to class.

In Class

i Make a page for the country you chose. Use the sample page as a model.


iii Tell your group about your country.

South Korea is in Asia. Korean people speak Korean . . .

iii Make a group booklet. Make a cover for your booklet. Then staple together all of your pages and the cover to make your booklet.

iii Choose a group leader. Present your booklet to another group.

ii Display the booklets in your classroom. Walk around and look at all of them. Vote on the most interesting booklet.



Sample informational booklet page

Theme Project: Make a pair of bookmarks of healthy foods and activities.

Theme: Health and fitness

Goal: To become more aware of healthy foods and activities

At Home

Read about the health tips.

It's great to be healthy. So, eat healthy foods and do healthy activities. Potato chips and candy aren't healthy snacks. Choose healthy ones – eat an apple or a carrot.

Choose healthy activities, too. Ride your bike to school or play basketball on the weekend. Be active – it's good for you!



Write three healthy foods and three healthy activities. Use your dictionary, if necessary.

Healthy foods	Healthy activities
1.	1.
2.	2.
3.	3.

In Class



Look at all the lists.



Choose one food and one activity you like. Make two bookmarks. Use the sample bookmarks as models.

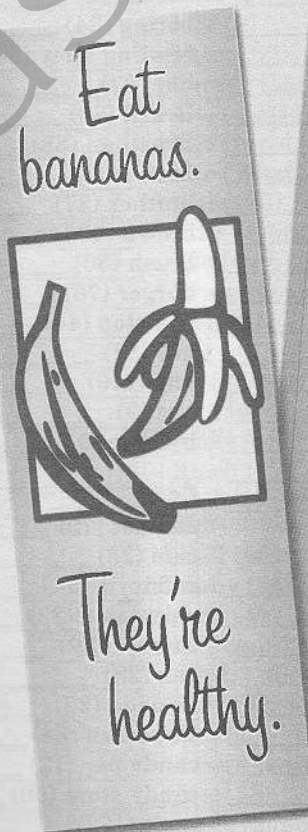


Present your bookmarks to your group.

Eat bananas. They're healthy.
Walk to school. It's good for you!



Display all the bookmarks in your classroom. Walk around and look at all of them. What are your favorite healthy foods and activities?



Sample bookmarks

Word List

This list includes the key words and phrases in *Connect Second Edition Student's Book 1*. The numbers next to each word are the page numbers on which the words first appear.

Key Vocabulary

Aa

a (19) _____
about (5) _____
across from (46) _____
actor (18) _____
address book (30) _____
after (8) _____
after [for time] (80) _____
afternoon (4) _____
age (22) _____
alarm clock (32) _____
all (87) _____
alphabet [a-z] (10) _____
already (81) _____
also (33) _____
always (95) _____
am (2) _____
American (88) _____
amusement park (54) _____
an (32) _____
and (17) _____
animals (100) _____
any (52) _____
apartment (64) _____
April (92) _____
are (5) _____
around (28) _____
art (78) _____
at (28) _____
at all (103) _____
athletic field (74) _____
auditorium (74) _____
August (92) _____
aunt (58) _____
Australia (25) _____
Australia Day (93) _____
Australian (88) _____
avenue (46) _____

Bb

back (2) _____
backpack (30) _____
bad (5) _____
bag (30) _____
band concert (80) _____
bank (46) _____
baseball (74) _____
basketball (16) _____
bathroom (66) _____
beach (52) _____

beautiful (84) _____
bed (38) _____
bedroom (66) _____
behind (46) _____
Belize (86) _____
best friend (16) _____
between (46) _____
bicycle (36) _____
big (64) _____
biggest (54) _____
biology (108) _____
birthday (22) _____
black (106) _____
block (110) _____
blouse (106) _____
blue (106) _____
board (72) _____
book (30) _____
bookcase (72) _____
bookstore (50) _____
bored (52) _____
boring (84) _____
bowling alley (50) _____
boy (87) _____
Brazil (24) _____
Brazilian (88) _____
British (88) _____
brother (37) _____
brown (106) _____
brush (30) _____
burger (76) _____
bus stop (44) _____
but (31) _____
buy (110) _____
bye (9) _____
bye-bye (9) _____

Cc

cabinet (72) _____
café (28) _____
cafeteria (74) _____
calculator (32) _____
camera (30) _____
can (28) _____
Canada (25) _____
Canadian (88) _____
candy bar (12) _____
candy store (50) _____
can't (102) _____
card (11) _____

Carnaval (93) _____
cartoon character (18) _____
cat (40) _____
CD / DVD player (72) _____
celebration (96) _____
cell phone (32) _____
chair (38) _____
cheap (110) _____
child (59) _____
children (59) _____
Children's Day (93) _____
Chinese (76) _____
city (64) _____
class (20) _____
classical (music) (108) _____
classmate (2) _____
classroom (64) _____
coach (16) _____
Colombia (24) _____
Colombian (89) _____
color (107) _____
come (84) _____
comic book (36) _____
computer lab (74) _____
computer partner (16) _____
cooking (82) _____
cool (32) _____
country (67) _____
cousin (58) _____
crazy (60) _____
crowded (100) _____
cute (19) _____

Dd

Dad (17) _____
dance [verb] (102) _____
day (79) _____
dear (73) _____
December (92) _____
department store (46) _____
desk (38) _____
desktop computer (32) _____
different (68) _____
difficult (78) _____
dining room (66) _____
do (11) _____
dog (12) _____
don't like (108) _____
downtown (46) _____
draw (102) _____

dream (home) (67) _____
dresser (38) _____
drugstore (46) _____

Ee

easy (78) _____
eight (22) _____
eighteen (22) _____
eighteenth (94) _____
eighth (94) _____
eighty (58) _____
electric (guitar) (109) _____
eleven (22) _____
eleventh (94) _____
e-mail (84) _____
England (86) _____
English (65) _____
enter (102) _____
e-pal (24) _____
eraser (30) _____
evening (4) _____
every (79) _____
everybody (51) _____
everyday (30) _____
excited (81) _____
exciting (100) _____

Ff

facility (74) _____
fair (110) _____
family (58) _____
famous (84) _____
fan (19) _____
fashion design (82) _____
fashion show (80) _____
father (58) _____
Father's Day (92) _____
favorite (16) _____
February (92) _____
fifteen (22) _____
fifteenth (94) _____
fifth (94) _____
fifty (58) _____
fine (5) _____
fine arts (84) _____
first (11) _____
five (22) _____
floor (101) _____
food (76) _____
football (74) _____
for (5) _____
forty (58) _____
four (22) _____
fourteen (22) _____
fourteenth (94) _____
fourth (94) _____
France (88) _____
French (88) _____
Friday (79) _____
friend (16) _____
friendly (60) _____
from (24) _____

fun (76) _____
funny (26) _____

Gg

game (80) _____
garage (66) _____
geography (28) _____
girl (87) _____
global (28) _____
go (8) _____
goal (48) _____
good (4) _____
good-bye (9) _____
grandfather (58) _____
grandmother (58) _____
grandparents (58) _____
great (5) _____
green (106) _____
guitar (102) _____
gym (74) _____

Hh

half (past) (80) _____
hamburger (76) _____
handsome (60) _____
happy (64) _____
happy birthday (23) _____
has (59) _____
hat (30) _____
have (59) _____
have (a soda) (52) _____
he (19) _____
health (78) _____
hello (2) _____
her (17) _____
here (11) _____
hey (33) _____
hi (2) _____
him (37) _____
his (17) _____
history (78) _____
holiday (92) _____
home (45) _____
homeschooled (68) _____
homework (109) _____
hot (52) _____
hot dog (108) _____
house (67) _____
how (5) _____
hungry (47) _____
hurry (45) _____

Ii

I (2) _____
idea (53) _____
important (96) _____
in (38) _____
Independence Day (92) _____
India (86) _____
in front of (46) _____
inside (64) _____
interesting (84) _____

international (49) _____
Internet (33) _____
Internet café (44) _____
introduce (87) _____
is (2) _____
it (28) _____
Italian (108) _____

Jj

jacket (106) _____
January (92) _____
Japan (25) _____
Japanese (88) _____
jazz (110) _____
juggling (82) _____
July (92) _____
June (92) _____
jungle (54) _____
just (25) _____

Kk

kangaroo (100) _____
keypad (33) _____
kidding (25) _____
kitchen (66) _____
know (25) _____

Ll

language lab (74) _____
laptop (32) _____
last (11) _____
late (4) _____
later (9) _____
let's (8) _____
letter (65) _____
library (11) _____
like (me) (58) _____
like [verb] (12) _____
like [What's he like?] (61) _____
little (23) _____
little [a little] (61) _____
live [verb] (65) _____
living room (66) _____
look (17) _____
lost (47) _____
lot [a lot] (64) _____
love [verb] (84) _____
lucky (68) _____
lunch (79) _____

Mm

mall (50) _____
many (84) _____
map (47) _____
March (92) _____
math (16) _____
May (92) _____
me (53) _____
media center (72) _____
meet (3) _____
mess [noun] (30) _____

Mexican (88) _____
 Mexico (24) _____
 middle school (73) _____
 minute (28) _____
 Miss (4) _____
 miss [verb] (64) _____
 model (18) _____
 Mom (31) _____
 Monday (79) _____
 money (53) _____
 month (95) _____
 more (72) _____
 morning (4) _____
 mother (58) _____
 Mother's Day (92) _____
 mountain (84) _____
 movie (21) _____
 movie theater (44) _____
 MP3 player (32) _____
 Mr. (4) _____
 Mrs. (4) _____
 Ms. (4) _____
 museum (84) _____
 music (12) _____
 music store (50) _____
 my (2) _____

Nn
 name (2) _____
 national (84) _____
 nationality (88) _____
 near (45) _____
 neighbor (65) _____
 neighborhood (64) _____
 new (5) _____
 newsstand (44) _____
 New Year's Eve (92) _____
 New Zealand (86) _____
 next to (38) _____
 next (year) (107) _____
 nice (3) _____
 night (9) _____
 nine (22) _____
 nineteen (22) _____
 nineteenth (94) _____
 ninety (58) _____
 ninth (94) _____
 no (22) _____
 noisy (64) _____
 noon (80) _____
 not (5) _____
 notebook (30) _____
 November (92) _____
 now (37) _____
 number (65) _____

Oo
 observatory (101) _____
 o'clock (79) _____
 October (92) _____
 of (25) _____
 OK (5) _____

old [adjective] (64) _____
 old [age] (23) _____
 oldest (68) _____
 on (33) _____
 one (22) _____
 one hundred (58) _____
 online (93) _____
 only (23) _____
 only (child) (59) _____
 orange [color] (106) _____
 other (75) _____
 our (65) _____

Pp
 paintball (54) _____
 pants (106) _____
 parents (58) _____
 park (46) _____
 parking lot (46) _____
 partner (16) _____
 party (95) _____
 P.E. (78) _____
 pen (30) _____
 pencil (38) _____
 pencil case (30) _____
 people (16) _____
 Peru (25) _____
 Peruvian (88) _____
 photo (25) _____
 physical education (78) _____
 picnic (80) _____
 picture (70) _____
 pineapple (26) _____
 Ping-Pong (102) _____
 pink (106) _____
 pizza (108) _____
 place (76) _____
 play (52) _____
 please (45) _____
 popular (88) _____
 Portugal (25) _____
 poster (36) _____
 pretty (60) _____
 printer (72) _____
 problem (73) _____
 Puerto Rican (88) _____
 Puerto Rico (88) _____
 purple (106) _____

Qq
 quarter (after / to) (80) _____
 quiet (64) _____
 quiz (88) _____

Rr
 race (80) _____
 radio (107) _____
 rap (music) (108) _____
 ready (5) _____
 really [adverb] (23) _____
 really [exclamation] (20) _____
 receive (96) _____

red (106) _____
 remote control (72) _____
 restaurant (44) _____
 reunion (60) _____
 right (19) _____
 right [correct] (11) _____
 right now (93) _____
 rock band (109) _____
 rock (music) (108) _____
 run (68) _____

Ss
 sad (64) _____
 same (37) _____
 sandwich (52) _____
 Saturday (94) _____
 scanner (72) _____
 schedule (79) _____
 school (2) _____
 science (16) _____
 screen (72) _____
 second (94) _____
 see (9) _____
 September (92) _____
 serious (89) _____
 seven (22) _____
 seventeen (22) _____
 seventeenth (94) _____
 seventh (94) _____
 seventy (58) _____
 she (19) _____
 shirt (106) _____
 shoes (106) _____
 shoe store (44) _____
 shopping (110) _____
 short (60) _____
 shorts (106) _____
 shy (60) _____
 sing (102) _____
 Singapore (86) _____
 singer (18) _____
 sister (23) _____
 sit (down) (52) _____
 six (22) _____
 sixteen (22) _____
 sixteenth (94) _____
 sixth (94) _____
 sixty (58) _____
 skateboard (102) _____
 skating rink (50) _____
 skirt (106) _____
 small (37) _____
 smart (60) _____
 smile (40) _____
 sneakers (106) _____
 so [conjunction] (19) _____
 so [very] (23) _____
 soccer field (48) _____
 soccer player (19) _____
 socks (106) _____
 soda (52) _____
 some (89) _____

sometimes (64) _____
soon (4) _____
sorry (49) _____
South Africa (86) _____
South Korea (88) _____
South Korean (88) _____
Spain (88) _____
Spanish [language] (78) _____
Spanish [nationality] (88) _____
speak (87) _____
spell (11) _____
spelling contest (80) _____
spider (40) _____
sports (26) _____
sports facilities (74) _____
Spring Day (80) _____
star [famous person] (18) _____
still (45) _____
street (46) _____
subject (78) _____
subway station (46) _____
suggestion (52) _____
summer (82) _____
summer camp (82) _____
Sunday (94) _____
sushi (12) _____
sweater (106) _____
swimming (52) _____
swimming pool (74) _____

Tt

talent show (102) _____
tall (60) _____
taste (108) _____
teacher (16) _____
team (48) _____
teen (100) _____
teenager (40) _____
television (32) _____
tell (37) _____
ten (22) _____
tennis court (74) _____
tennis player (18) _____
tenth (94) _____
thanks (5) _____
Thanksgiving (92) _____
thank you (5) _____
that (11) _____
the (5) _____
their (65) _____
them (57) _____
there (51) _____
these (37) _____
they (37) _____
thin (60) _____
things (30) _____
think (19) _____
third (94) _____
thirsty (52) _____
thirteen (22) _____
thirteenth (94) _____

thirtieth (94) _____
thirty (58) _____
thirty-first (94) _____
this (8) _____
those (37) _____
three (22) _____
3D animation (82) _____
throw water (96) _____
Thursday (79) _____
tie [clothing] (106) _____
time (79) _____
time [saying the time] (79) _____
tired (52) _____
to (2) _____
today (5) _____
together (53) _____
tomorrow (9) _____
too (3) _____
town (44) _____
trading card (36) _____
travel (28) _____
tree house (40) _____
T-shirt (36) _____
Tuesday (79) _____
TV (32) _____
TV show (26) _____
TV star (18) _____
twelfth (94) _____
twelve (22) _____
twentieth (94) _____
twenty (22) _____
twenty-eight (58) _____
twenty-eighth (94) _____
twenty-fifth (94) _____
twenty-first (94) _____
twenty-five (58) _____
twenty-four (58) _____
twenty-fourth (94) _____
twenty-nine (58) _____
twenty-ninth (94) _____
twenty-one (58) _____
twenty-second (94) _____
twenty-seven (58) _____
twenty-seventh (94) _____
twenty-six (58) _____
twenty-sixth (94) _____
twenty-third (94) _____
twenty-three (58) _____
twenty-two (58) _____
two (22) _____

Uu

umbrella (30) _____
uncle (58) _____
under (38) _____
uniform (107) _____
United States [the U.S.] (24) _____
used (76) _____
usually (89) _____

Vv

vacation (100) _____
Valentine's Day (92) _____
Venezuela (25) _____
very (37) _____
video arcade (50) _____
video game (32) _____
virtual (40) _____
visit (84) _____
volleyball (52) _____

Ww

wait (73) _____
wall (38) _____
wastebasket (38) _____
watch [noun] (36) _____
waterslide (54) _____
wax (100) _____
we (65) _____
Wednesday (79) _____
weird (33) _____
well (45) _____
what (3) _____
when (93) _____
where (25) _____
white (106) _____
who (17) _____
window (96) _____
wireless (33) _____
with (45) _____
world (28) _____
wow (33) _____
write (65) _____
wrong (53) _____

Yy

yard (66) _____
yeah (53) _____
year (5) _____
yellow (106) _____
yes (5) _____
you (3) _____
youngest (68) _____
your (3) _____

Zz

zero (22) _____
zoo (100) _____

Acknowledgments

Connect, Second Edition has benefited from extensive development research. The authors and publishers would like to extend their particular thanks to all the CUP editorial, production, and marketing staff, as well as the following reviewers and consultants for their valuable insights and suggestions:

Focus Groups

São Paulo Suzi T. Almeida, Colégio Rio Branco; **Andreia C. Alves**, Colégio Guilherme de Almeida; **Patricia Del Valle**, Colégio I. L. Peretz; **Elaine Elia**, Centro de Educação Caminho Aberto; **Rosemilda L. Falletti**, Colégio Pio XII; **Amy Foot Gomes**, Instituto D. Placidina; **Lilian I. Leventhal**, Colégio I. L. Peretz; **Adriana Pellegrino**, Colégio Santo Agostinho; **Maria de Fátima Sanchez**, Colégio Salesiano Sta. Teresinha; **Regina C. B. Saponara**, Colégio N. S. do Sion; **Neuza C. Senna**, Colégio Henri Wallon; **Camila Toniolo Silva**, Colégio I. L. Peretz; **Izaura Valverde**, Nova Escola.

Curitiba Liana Andrade, Colégio Medianeira; **Bianca S. Borges**, Colégio Bom Jesus; **Rosana Fernandes**, Colégio Bom Jesus; **Cecilia Honorio**, Colégio Medianeira; **Regina Linzmayer**, Colégio Bom Jesus; **Maria Cecília Piccoli**, Colégio N. S. Sion; **Ana L. Z. Pinto**, Colégio Bom Jesus; **Mary C. M. dos Santos**, Colégio Bom Jesus; **Andrea S. M. Souza**, Colégio Bom Jesus; **Juçara M. S. Tadra**, Colégio Bom Jesus.

Rio de Janeiro Alcyrema R. Castro, Colégio N. S. da Assunção; **Renata Frazão**, Colégio Verbo Divino; **Claudia G. Goretti**, Colégio dos Jesuítas; **Letícia Leite**, Colégio Verbo Divino; **Livia Mercuri**, WSA Idiomas; **Marta Moraes**, Colégio São Vicente de Paulo; **Claudia C. Rosa**, Colégio Santa Mônica.

Belo Horizonte Júnia Barcelos, Colégio Santo Agostinho; **Rachel Farias**, Colégio Edna Roriz; **Renato Galil**, Colégio Santo Agostinho; **Katia R. P. A. Lima**, Colégio Santa Maria; **Gleides A. Nonato**, Colégio Arnaldo; **Luciana Queiros**, Instituto Itapoá; **Flávia Samarane**, Colégio Logosófico González Pecotche; **Adriana Zardini**, UFMG.

Illustration Credits

Ken Batelman 46, 49
Michael Brennan 115
David Coulson 30, 31, 42, 43, 52, 53, 60, 61, 80, 104
Bruce Day 11, 38, 39, 48, 70
James Elston 7, 20, 58, 118, 122, 123

Photographic Credits

2, 3, 5, 8, 9, 16, 17, 33, 45, 51, 75, 79, 91, 94, 103, 109
©Lawrence Migdale
6 (top to bottom) ©Inmagine; ©Inmagine; ©Inmagine;
©Nicholas Prior/Getty Images
10 ©Inmagine
12 (clockwise from top left) ©Adam Orchon/Everett Collection;
Gerardo Mora/Getty Images; Stephen Shugerman/Getty
Images
13 ©Inmagine
18 (clockwise from top left) ©AFP/Getty; ©Columbia/Everett
Collection; ©FilmMagic/Getty; Getty Images; ©Kristin
Callahan/Everett Collection; ©Mike Powell/Getty Images;
©WireImage/Getty Images

Brasília José Eugenio F. Alvim, CIL - 01; **Roseberg Andrade**, Colégio Presbiteriano Mackenzie; **Euzenira Araújo**, CIL - Gama; **Michelle Câmara**, CIL - Gama; **Kátia Araçomer**, Casa Thomas Jefferson; **Almerinda B. Garibaldi**, CIL - Taguatinga; **Michelle Gheller**, CIL - Taguatinga; **Anabel Cervo Lima**, CIL - Brasília; **Ana Lúcia F. de Moraes**, CIL - Brazilândia; **Antonio José O. Neto**, CIL - Ceilândia; **Maria da Graça Nóbile**, Colégio Presbiteriano Mackenzie; **Denise A. Nunes**, CIL - Gama; **Suzana Oliveira**, CIL - Taguatinga; **Andréa Pacheco**, Colégio Marista João Paulo II; **Simone Peixoto**, CIL - Brazilândia; **Érica S. Rodrigues**, Colégio Presbiteriano Mackenzie; **Isaura Rodrigues**, CIL - Ceilândia; **Camila Salmazo**, Colégio Marista João Paulo II; **Maria da Guia Santos**, CIL - Gama; **Dóris Scolmeister**, CIL - Gama; **Rejane M. C. de Souza**, Colégio Santa Rosa; **Isabel Teixeira**, CIL - Taguatinga; **Marina Vazquez**, CIL - Gama.

Questionnaires

Brazil Maria Heloísa Alves Audino, Colégio São Teodoro de Nossa Senhora de Sion; **Gleides A. Nonato**, Colégio Amaldo; **Gustavo Henrique Pires**, Instituto Presbiteriano de Educação; **Marta Gabriella Brunale dos Reis**, Colégio Integrado Jaó; **Paula Conti dos Reis Santos**, Colégio Anglo-Latino; **Tânia M. Sasaki**, High Five Language Center.

South Korea Don M. Ahn, EDLS; Don Bryant, OnGok Middle School.

Taiwan John A. Davey, Stella Matutina Girls' High School, Taichung City, Taiwan; Gregory Alan Gwenossis, Victoria Academy.

Japan Simon Butler, Fujimi Junior and Senior High School; **Yuko Hiroyama**, Pioneer Language School; **Mark Itoh**, Honjo East Senior High School Affiliated Junior High School; **Norio Kawakubo**, Yokohama YMCA ACT; **Michael Lambe**, Kyoto Girls Junior and Senior High School; **John George Lowery**, Dokkyo Junior High School/John G. Lowery School of English; **Jacques Stearn**, American Language School; **Simon Wykamp**, Hiroshima Johoku Junior and Senior High School.

Larry Jones 66, 72, 73, 87, 90
Frank Montagna 14, 15, 33, 37, 106, 107, 112, 113
Rob Schuster 32, 40, 77, 78, 114, 118, 119, 121
Jeff Shelley 4, 47, 57
James Yamasaki 28, 29



19 ©Bruce Lurance/Getty Images
20 (all) ©Inmagine
21 ©Inmagine
22 (clockwise from top left) ©Inmagine; Amanaimages/Corbis;
©Inmagine; ©Camille Tokerd/Getty Images; ©Inmagine;
©Inmagine
23 (all) ©Inmagine
24 (bottom left to right) ©David Young-Wolff/Photo Edit;
©Dennis MacDonald/Photo Edit; (all others) ©Lawrence
Migdale
25 (bottom left to right) ©Bob Daemmrich; ©Tony Freeman/
Photo Edit; ©David Young-Wolff/Photo Edit; ©The Image
Bank/Getty Images; (all others) ©Lawrence Migdale

- 26 (clockwise from top left) ©Digital Vision/Alamy; ©Nickelodeon/Everett Collection; ©Nickelodeon/Everett Collection; ©Getty Images; ©Inmagine; ©WireImage/Getty Images; ©Everett Collection
- 27 ©Inmagine
- 34 (clockwise from top left) ©Istockphoto; ©Shutterstock; ©Nikreates/Alamy; ©Shutterstock; ©Istockphoto; ©Shutterstock
- 35 ©Dennis Kitchen Studio, Inc.
- 36 (clockwise from top left) ©Lawrence Migdale; ©Shutterstock; ©Istockphoto; ©Lawrence Migdale; ©Dennis Kitchen Studio, Inc.; ©Shutterstock; ©Dennis Kitchen Studio, Inc.
- 40 ©Steve Skjold/Alamy
- 41 ©FogStock/Alamy
- 44 (clockwise from top left) ©Jeff Greenberg/Alamy; ©Inmagine; ©Kim Karpeles/Alamy; ©Robert Stainforth/Alamy; ©Jeff Greenberg/Alamy; ©Inmagine
- 50 (clockwise from top left) ©Michael Dwyer/Alamy; ©David Young-Wolff/Photo Edit; ©Tom Hopkins/Getty Images; ©Philippe Hays/Alamy; ©Inmagine; ©John James/Alamy
- 54 (top to bottom) ©FAN travelstock/Alamy; ©Arco Images/Alamy
- 55 (left to right) ©Kin Images/Getty Images; ©Inmagine
- 62 (top to bottom) ©Inmagine; ©LWA/Getty Images; ©Inmagine
- 63 (clockwise from top right) ©Lawrence Migdale; ©Tom Stewart/Corbis; ©Getty Images; Darama/Corbis
- 64 (clockwise from top left) ©Yadid Levy/Alamy; ©PCL/Alamy; ©Gavin Hellier/Getty Images; ©Visual Mining/Alamy; ColorBlind Images/Getty Images; ©SUNNYphotography.com/Alamy; ©Lawrence Migdale
- 67 (left to right) ©Corbis; Jeff Greenberg/Photo Edit; Sally Ann Norman/Corbis
- 68 ©Kandel Photo
- 69 ©Photo Network/Alamy
- 71 ©Inmagine
- 74 (clockwise from top left) ©Kinn Deacon/Alamy; ©Jeff Greenberg/Photo Edit; ©ImageState/Alamy; ©View Pictures Ltd/Alamy; ©Baerbel Schmidt/Getty Images; ©Bill Aron/Photo Edit; ©Jetta Productions/Getty Images; ©Inmagine; ©Inmagine
- 76 ©Shutterstock
- 81 (top right) ©Lawrence Migdale; Graficart.net/Alamy
- 82 ©Camp Kiowa
- 83 ©Inmagine
- 84 (top to bottom) ©Inmagine; ©Stone/Getty Images
- 88 (clockwise from top left) ©Lawrence Lucier/Getty Images; ©Jennifer Pottheiser/Getty Images; ©Pascal Le Segretain/Getty Images; Lisa Blumenfeld/Getty Images
- 89 (top to bottom) ©Jon Kopaloff/Getty Images; ©Alexander Tamargo/Getty Image
- 92 (clockwise from top left) ©Digital Vision/Photo Library; ©Index Stock Imagery/Photo Library; ©Inmagine; ©Pontino/Alamy; ©Index Stock Imagery/Photo Library; FogStock LLC/Photo Library
- 93 (top to bottom) ©Alamy; ©Richard Levine/Alamy
- 95 (clockwise from top left) ©Image Source/Photo Library; ©Brooke Slezak/Getty Images; ©Inmagine
- 96 ©AFP/Getty Images
- 97 ©B2M Productions/Getty Images
- 98 (all) ©Getty Images
- 100 (left to right) ©Newscom; ©Stan Osolinski/Jupiter Images; ©Rodolfo Arpia/Alamy
- 101 (top to bottom) ©Alamy; ©Christian Kober/Jupiter Images; ©Image Source/Jupiter Images
- 102 (clockwise from top left) ©GoGo Images/Jupiter Images; ©Steven May/Alamy; ©Inmagine; ©Jeff Cadge/Getty Images; ©Inmagine; ©Alamy
- 105 (clockwise from top left) ©David R. Frazier/Alamy; ©Jupiter Images; ©Julie Jacobson/Associated Press; ©Punchstock; ©Luz Martin/Alamy; ©John Raoux/Associated Press
- 108 (clockwise from top left) ©Jose Luis Pelaez/Getty Images; ©Inmagine; ©Corbis; ©Getty Images; ©Jennifer Boggs/Jupiter Images; ©Alamy; ©White Packert/Getty Images; ©Alamy
- 110 ©Ed Yourdon/Flickr
- 111 ©David Young-Wolff/Photo Edit
- 116 (left to right) ©Inmagine; ©D. Hurst/Alamy; ©Shutterstock; ©D. Hurst/Alamy; ©Shutterstock; ©Judith Collins/Alamy; ©Shutterstock; ©Shutterstock; ©Shutterstock; ©Shutterstock; ©Inmagine; ©Inmagine
- 120 (clockwise from top left) ©Corbis; ©Otto Rogge/Corbis; ©Owen Franken/Corbis; ©William Manning/Corbis; ©Getty Images; ©Corbis; ©Corbis; ©Jose Fuste Raga/Corbis; ©Getty Images
- 126 (left to right) ©Inmagine; ©Inmagine; ©DCA Productions/Getty Images; ©Inmagine; ©Inmagine
- 127 (top to bottom) ©JGI/Getty Images; ©Inmagine; ©Inmagine
- 128 (top to bottom) ©Shutterstock; ©Shutterstock; ©Shutterstock; ©Shutterstock; ©Judith Collins/Alamy; ©Shutterstock; ©Shutterstock; ©Lenscap/Alamy
- 129 (left to right) Glow Images/Photo Library; ©Brian Kersey/Associated Press; ©Emily Riddell/Alamy; ©Inmagine
- 130 (top to bottom) ©Ultra.F/Getty Images; ©Inmagine
- 131 (left to right and top to bottom) ©NRT-Travel/Alamy; ©Jim West/Alamy; ©Enigma/Alamy; ©Michael Ventura/Alamy; ©Evele Images Ltd/Alamy
- 132 (top to bottom) ©Johnny Greig Travel Photography/Alamy; ©Aflo Co. Ltd/Alamy; ©Yang Liu/Corbis; ©Kim Kyung-Hoon/Corbis
- 133 (both) ©Shutterstock

Connect

SECOND EDITION

A four-level, four-skills
American English course
for young adolescents



Connect encourages students to connect to English through:

- Contemporary high-interest topics and contexts
- Fun dialogs and games
- Point-by-point grammar presentations
- Clear vocabulary presentations, practice, and recycling
- A multi-skills, graded syllabus

Connect, Second Edition features:

- New Get Connected lessons with fresh, appealing readings
- Updated Theme Projects
- New and expanded Mini-review material
- Updated and expanded Connect Arcade
- Expanded Teacher Support Site

Each level of *Connect, Second Edition* consists of a Student's Book with Self-study Audio CD, a Workbook, Class Audio, and a Teacher's Edition. The *Connect Arcade* and the Teacher Support Site are available online.



Self-study Audio CD included!

Contains self-study audio for each Vocabulary section, Language Focus (Part A) section, and Get Connected reading.

زبانکده اوس avasshop.ir

تنها مرکز تهیه آزمون و فروش کتابهای الکترونیکی زبان



آدرس: خراسان رضوی - مشهد مدیریت: ۰۹۳۸۶۵۳۸۱۱۳
تلفن سفارشات: ۰۹۳۰۶۶۸۷۰۵۲



CAMBRIDGE
UNIVERSITY PRESS
www.cambridge.org

ISBN 978-0-521-73694-7



9 780521 736947